


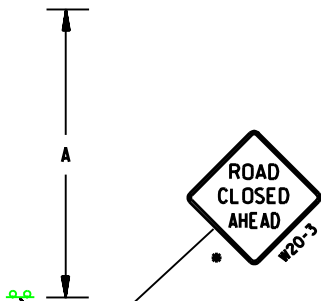
Posted Speed Prior to Work (M.P.H.)	Spacing of Advanced Warning Signs (Feet) (A)
0 - 30	325
35 - 40	350
45 - 50	500
55 - 65	750



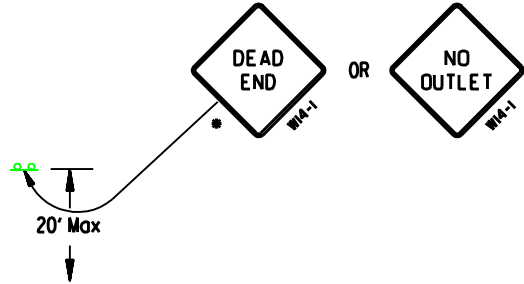
Unimproved Right-Of-Way

Where possible, closure point should be located near a driveway or approach where a vehicle can safely maneuver to turn around.

- Advance signing may be omitted if roadway is clearly not passible from sight of crossroad.
- If road section is newly obliterated, temporary Type III Barricades shall be used in lieu of OM4-3 until vegetation is established.



- Advance signing may be omitted if roadway is clearly not passible from sight of crossroad.



**S
D
D
T**

**GUIDES FOR TRAFFIC CONTROL DEVICES
ROAD CLOSED
OBLITERATED OR UNIMPROVED ROADWAY**