

**State of South Dakota
Department of Transportation**

**Public and Specialized Transportation
Fiscal Year 2010**

Prepared by:

South Dakota Department of Transportation

Division of Finance & Management

Office of Air, Rail and Transit

700 East Broadway Avenue

Pierre, South Dakota 57501-2586

Telephone: (605) 773-4169

(605) 773-7038

(605) 773-3574

Fax: (605) 773-2804

<http://www.sddot.com/fpa/transit>

Program Summary

Welcome to the South Dakota Department of Transportation's Public and Special Transportation statistical report for Fiscal Year 2010.

This report condenses the fiscal year administration and operational records for the 22 rural public transit systems in South Dakota. The report is published largely to provide information about the performance of the public transit programs for the fiscal year. The report is distributed and available to state and local officials, support agencies, boards of directors, and the general public.

During Fiscal Year 2010, 451 vehicles funded by FTA Section 5309, FTA Section 5310, FTA Section 5311 and Section 5311c, including a few non-FTA funded vehicles receiving FTA Section 5311 operating funds, provided rural public and special transportation services in South Dakota. These 451 vehicles traveled 5,098,289 miles and carried 1,903,416 passengers during Fiscal Year 2010.

The transit systems operating in Sioux Falls and Rapid City receive FTA Section 5307 urban transit capital and operating funds directly from FTA. During Calendar Year 2010, Sioux Falls and Rapid City public transit vehicles traveled 1,930,173 miles and carried 1,407,655 passengers.

The Deadwood Trolley System provided 179,868 rides and traveled 97,767 miles during Fiscal Year 2010.

Public and special transportation service providers are a key element in the successful implementation of numerous state policy objectives. Among those is the effort to keep elderly citizens and citizens with disabilities in their own homes and communities—in an independent living status, instead of forcing them into the more costly nursing home environment or requiring them to migrate to large urban areas for needed services.

Please send any questions or comments to:

Nancy Lisa Doman
Melissa Hull or Nancy Surprenant

South Dakota Department of Transportation

Division of Finance & Management

Office of Air, Rail and Transit

700 East Broadway Avenue

Pierre, South Dakota 57501-2586

Melissa.Hull@state.sd.us—605/773-7038

Nancy.Surprenant@state.sd.us—605/773-4169

Table of Contents

Introduction	3
Executive Summary	4-5
Total Passenger and Trip Characteristics	6
Chapter 1 Fiscal Year 2010 Specialized Transportation Statistics	7
Chapter 2 Fiscal Year 2010 Section 5311—Administration and Operating Statistics	8
Rural Public Transit Systems Funding Breakdown	9
Rural Public Transportation System Data	10-31
Chapter 3 Other Fiscal Year 2010 Transit Program Statistics	32

Executive Summary

Almost 50 organizations are currently providing some form of transit services covering approximately 70 percent of the geographic area within South Dakota. These transit organizations assist elderly citizens, citizens with disabilities, school age children, the general public and low income citizens gain access to needed medical, nutrition, education, employment, social and commercial services, particularly in the rural areas of South Dakota.

Transit providers range in size from those which provide daily fixed route/fixed schedule services, to senior citizen centers in rural small towns which provide demand-response services with schedules and destinations determined on a day-to-day basis.

The South Dakota Department of Transportation, Division of Finance & Management, Office of Air, Rail and Transit, administers several programs through the United States Federal Transit Administration (FTA) which support public and specialized transportation service providers in South Dakota. These programs include:

- **Section 5303** provides urban transit planning assistance program funds and transit planning activities in the metropolitan areas of South Dakota including Sioux Falls, Rapid City, and North Sioux City.
- **Section 5304** provides statewide rural planning and research. At the state's discretion, the funds may be used for statewide planning, technical assistance, planning support, research and development for non-urbanized areas.
- **Section 5309** provides capital assistance for new and replacement buses and related equipment and facilities to public bodies and agencies including transit authorities, state and local public bodies and other political subdivisions of states, certain public corporations, boards and commissions established under state law.
- **Section 5310** provides capital grants to private nonprofit organizations to assist them in providing transportation services for elderly persons and/or persons with disabilities.

Section 5310 declares a national policy that elderly persons and persons with disabilities have the same right as other persons to utilize mass transportation services and facilities; that special efforts shall be made in the planning and design of mass transportation facilities and services to assure their availability to elderly persons and persons with disabilities; and that all Federal programs offering assistance in the field of mass transportation should contain provisions implementing this policy.

The goal of the Section 5310 program is to provide assistance in meeting the transportation needs of elderly persons and persons with disabilities where public transportation services are unavailable, insufficient, or inappropriate. The Section 5310 program is designed to supplement FTA's other capital assistance programs by funding transportation projects for elderly persons and persons with disabilities in all areas: urbanized, small urban, and rural. Although grant recipients are private nonprofit organizations usually with specific clientele; transportation services funded under this program may be open to other riders once the immediate transportation needs of the grant recipient's organization are satisfied.

- **Section 5311** provides capital, administration, and operating grants for public transportation service projects in non-urbanized areas (less than 50,000 population).
-

Section 5311 funds are available for capital, operating and project administration costs for rural public transportation projects in areas other than urbanized areas (50,000 population). Public transportation is defined to mean mass transportation by bus, rail, or other conveyance, either publicly or privately owned, which provides service to the general public on a regular and continuing basis. Public transportation services funded by Section 5311 may be designed to maximize usage by transportation-disadvantaged persons, provided that the general public is offered an equal opportunity to utilize the transportation services.

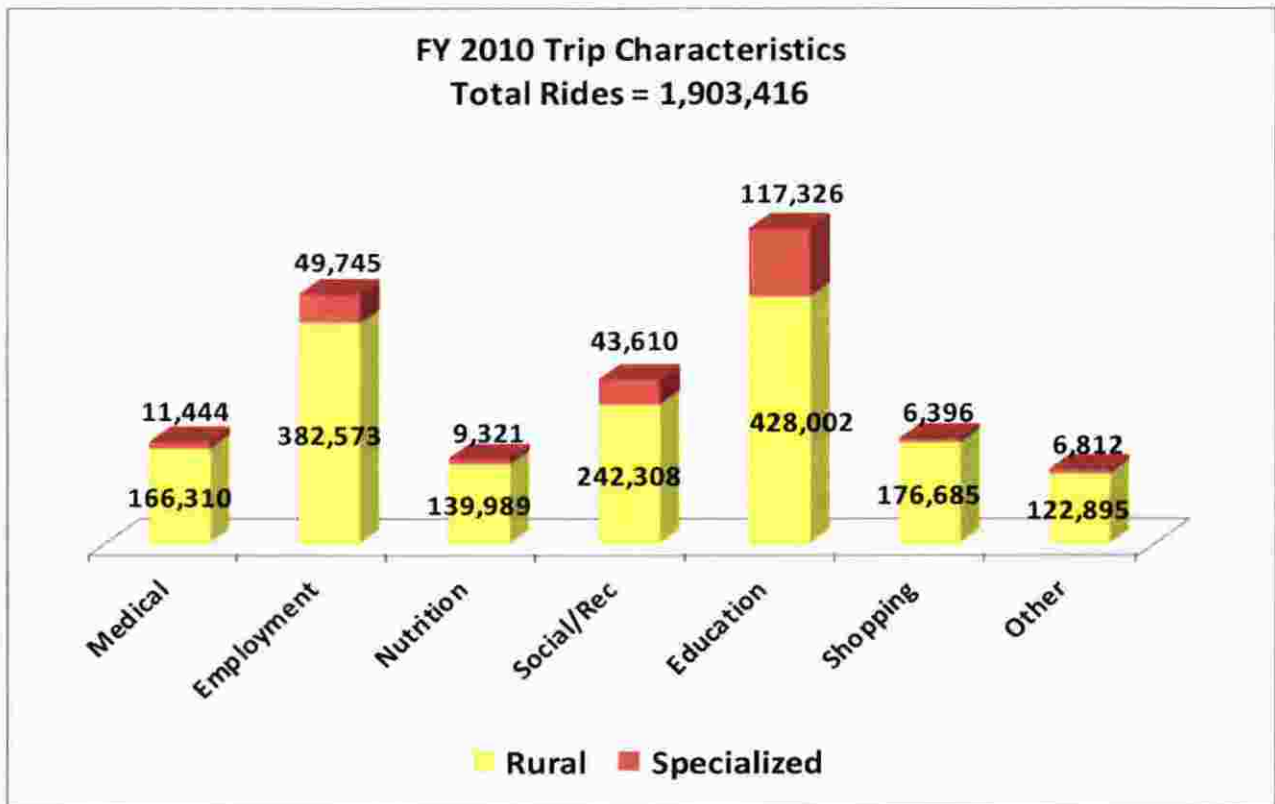
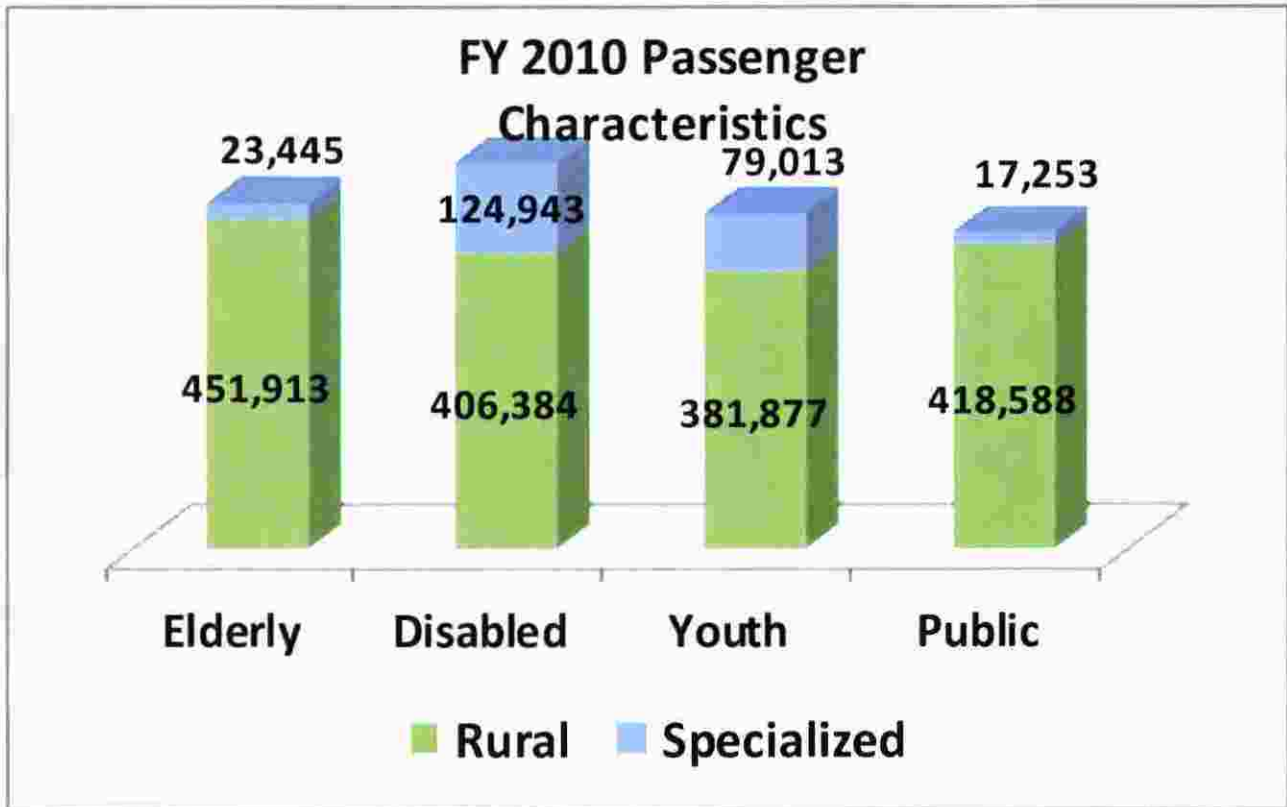
Capital expenses under Sections 5309 and 5311 programs include the acquisition, construction, and improvement of public transportation facilities and equipment needed for an efficient and coordinated public transportation system.

- **Section 5311(b)(3)** Rural Technical Assistance (RTAP) provides funds to support the training and technical assistance needs of rural transit operators and drivers.
- **Section 5311c** (Tribal Transit Program) Only Federally-recognized tribes are eligible recipients under the Tribal Transit Program. Funds may be used for capital, operating, planning and administrative expenses for public transit projects that meet the growing needs of rural tribal communities. Rural public transportation providers may contract with tribes to provide transportation services made possible with this funding. These funds are not made available or accessible through the Office of Air, Rail and Transit.
- **Section 5316** (JARC or Job Access/Reverse Commute) Job Access grants are for the development of new transportation services for low income workers and/or closing gaps in existing service; Reverse Commute projects are meant to provide transportation to suburban jobs from other suburban, urban and rural locations but not necessarily just for low income households. Subgrantees are required to provide a 50% match for operating expenses and a 20% match for capital expenses.
- **Section 5317** (New Freedom Program) formula grants aim to provide additional tools to overcome barriers facing citizens with disabilities seeking to integrate into the workforce and fully participate in society. Lack of adequate transportation is a principal barrier to employment for citizens with disabilities. This program seeks to expand transportation mobility options available to persons with disabilities beyond the requirements of the Americans with Disabilities Act of 1990. Subgrantees are required to provide a 50% match for operating expense. New Freedom funds are not eligible for capital purchases.

The Office of Air, Rail and Transit provides state dollars from the South Dakota Public and Specialized Transportation Assistance Fund to help meet the local matching fund requirements of Federal transit program grantees.

The Office of Air, Rail and Transit and the South Dakota Department of Social Services, Division of Adult Services and Aging work in close coordination in matters pertaining to transportation services for people who are elderly or have disabilities. Each year, the Division of Adult Services and Aging provides funds which are dispersed through our office to offset transportation costs for some agencies. Transportation is considered a supportive function eligible through Title III-B. These funds are referred to as Title III-B funds throughout this book.

Rural Public and Specialized Transportation
 Passenger and Trip Characteristics
 FY 2010



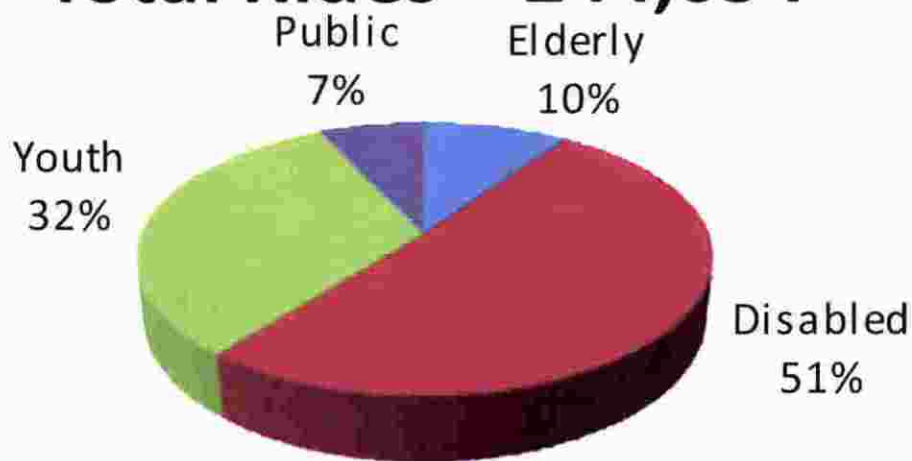
Chapter 1 Fiscal Year 2010 Specialized Transportation Statistics

During Fiscal Year 2010, 69 vehicles operating in South Dakota providing specialized transportation were funded under FTA Section 5309 and FTA Section 5310 programs.

These 69 vehicles traveled 595,955 miles and carried 244,654 passengers.

This graph indicates that citizens with disabilities were the major users of specialized transportation services in South Dakota during Fiscal Year 2010.

Fiscal Year 2010 Specialized Transportation Total Rides = 244,654



Chapter 2 Fiscal Year 2010 Administration and Operating Statistics

The goals of Section 5311 program are to:

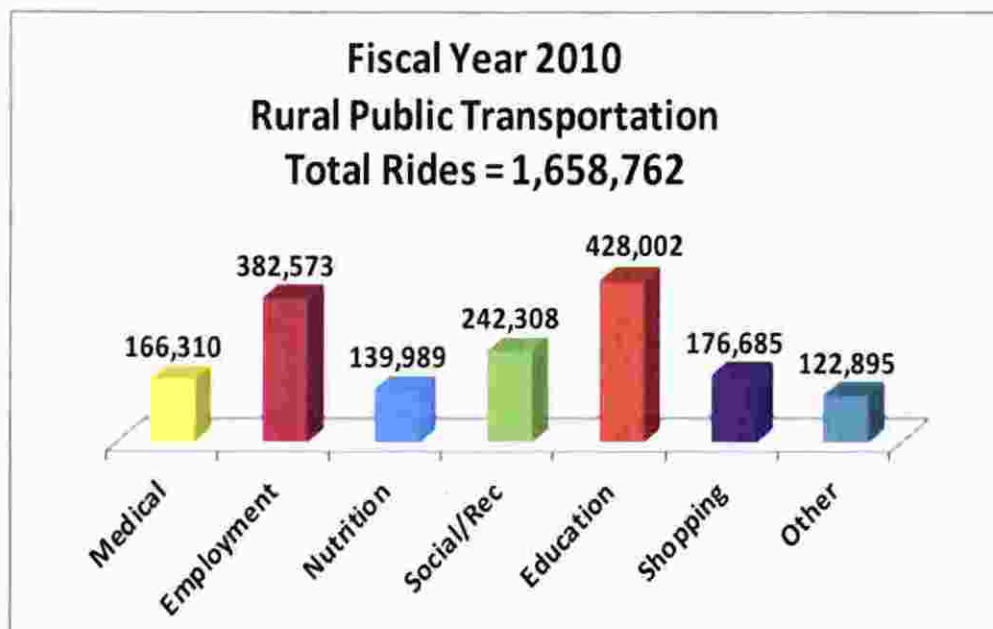
- ◆ Enhance the access of people in non-urbanized areas to health care, shopping, education, employment, public service, and recreation.
- ◆ Assist in the maintenance, development, improvement, and use of public transportation systems in rural and small urban areas.
- ◆ Encourage and make possible the most efficient use of federal funds used to provide passenger transportation in non-urbanized areas through the coordination of programs and services.

The Section 5311 program treats project administration expenses as a separate cost category from capital and operating expenses. Administration expenses are considered “non-operating”, and are funded at 82.82% Federal share.

Operating expenses are considered those costs directly related to system operation. Net operating expenses remain after operating revenues are subtracted from eligible operating expenses. Operating expenses are funded at 51.76% Federal share of the net operating expenses.

Local funds for the 22 rural public transit agencies represent over \$4.3 million or 41.5% of total funds to keep the rural public transits operating. Local funds for the purposes of this report may include rider fares and donations, contracts with other agencies, management contracts, funds provided from local government entities, and revenue generated from advertising.

During Fiscal Year 2010, 22 organizations provided rural public demand-response transportation services in South Dakota. These organizations operated 382 vehicles and contracted with one taxi cab company for a total expenditure of \$10,442,631.73. These vehicles traveled 4,502,334 miles and carried 1,658,762 passengers.



Fiscal Year 2010

Funding Sources of

Rural Public Transit Systems

Section 5311 Funds = \$5,082,330.57

Local Funds = \$4,337,398.63

State Funds = \$695,271.72

Title III-B Funds = \$327,630.81

Aberdeen Ride Line – Aberdeen, South Dakota

Director: Mike Wilson

Aberdeen Ride Line serves Aberdeen and Brown County. Service is provided as requested in the county and smaller communities. Service is Monday through Friday, 7:00am to 7:00pm. Aberdeen Ride Line is a Medicaid provider, and is a ticket agent and feeder service for the inter-city bus service Jefferson Lines. Aberdeen Ride Line had 39 vehicles in operation in 2010. This includes vehicles that are not operated with any federal or state funds granted to Aberdeen Ride Line.

Total Ridership and Miles Driven:

		Ride Type:	
Total Miles Driven:	297,068	Medical:	14,180
		Employment:	23,231
		Nutrition:	201
		Social/Recreation:	8,451
		Education:	55,915
		Shopping:	7,646
		Other:	<u>2,328</u>
		Total:	111,952

Ridership Characteristic:	
Elderly:	18,003
Disabled:	52,834
Youth:	28,014
General Public:	<u>13,101</u>
Total:	111,952

Funding and Expenditures:

Section 5311 Funds:	\$206,056.79	Total Administration Costs*:	\$122,993.76
Title III-B Funds:	\$ 15,916.00	Total Operating Costs:	<u>\$361,590.05</u>
State Funds:	<u>\$ 53,323.00</u>	Total Expenditures:	\$484,583.81
Total State and Federal Funds:	\$275,295.79	*Includes vehicle insurance costs.	
Local Funds**:	<u>\$209,288.02</u>	Insurance Cost:	\$26,000.00
Total Funding:	\$484,583.81		

****Local Funds represent 43.19% of Total Funds.**

Rider Fares and Bus Donations = \$63,838.90

Total Cost per Ride:	\$4.33	State and Federal Cost per Ride:	\$2.46
Total Cost per Mile:	\$1.63	State and Federal Cost per Mile:	\$0.93

Arrow Transit - Lemmon, South Dakota

Director: Chris Block

Arrow Public Transit serves the city of Lemmon and offers limited service for the communities of Bison and Faith. Arrow Transit provides service Monday through Friday 7:30am to 4:15pm and on Sundays from 8:00am to 1:00pm in the city of Lemmon. Service is provided 4 times a day between Lemmon and Hettinger, North Dakota. Arrow Transit has five out of town trips per month to Rapid City, SD; Bismarck, ND and Dickinson, ND. Arrow Public Transit is a Medicaid provider in the state of South Dakota. Arrow Public Transit had 19 vehicles in operation in 2010.

Total Ridership and Miles Driven:

		Ride Type:	
Total Miles Driven:	130,948	Medical:	2,993
		Employment:	10,551
		Nutrition:	10,998
		Social/Recreation:	9,045
		Education:	4,859
		Shopping:	12,422
		Other:	<u>0</u>
		Total:	50,868
Ridership Characteristic:			
Elderly:	30,057		
Disabled:	11,265		
Youth:	5,712		
General Public:	<u>3,834</u>		
Total:	50,868		

Funding and Expenditures:

Section 5311 Funds:	\$126,064.27	Total Administration Costs*:	\$116,133.80
Title III-B Funds:	\$ 10,828.99	Total Operating Costs:	<u>\$160,609.25</u>
State Funds:	<u>\$ 29,951.00</u>	Total Expenditures:	\$276,743.05
Total State and Federal Funds:	\$166,844.26	*Includes vehicle insurance costs.	
Local Funds**:	<u>\$109,898.79</u>	Insurance Cost:	\$29,409.52
Total Funding:	\$276,743.05		

**Local Funds represent 39.71% of Total Funds.

Rider Fares and Bus Donations = \$37,633.71

Total Cost per Ride:	\$5.44	State and Federal Cost per Ride:	\$3.28
Total Cost per Mile:	\$2.07	State and Federal Cost per Mile:	\$1.25

Brandon City Transit - Brandon, South Dakota

Director: Arleen Weerheim

Brandon City Transit operates a demand-response system to the public. This system runs 38 hours a week Monday-Friday with varying hours. Brandon City Transit had 3 vehicles in operation in 2010.

Total Ridership and Miles Driven:

		Ride Type:	
Total Miles Driven:	20,806	Medical:	661
		Employment:	87
		Nutrition:	47
		Social/Recreation:	1,103
		Education:	8,661
		Shopping:	1,723
		Other:	<u>563</u>
		Total:	12,845

Ridership Characteristic:	
Elderly:	3,323
Disabled:	516
Youth:	6,686
General Public:	<u>320</u>
Total:	12,845

Funding and Expenditures:

Section 5311 Funds:	\$49,200.43	Total Administration Costs*:	\$17,590.15
Title III-B Funds:	\$ 1,131.00	Total Operating Costs:	<u>\$84,964.78</u>
State Funds:	<u>\$ 4,581.00</u>	Total Expenditures:	\$102,554.94
Total State and Federal Funds:	\$54,912.43	*Includes vehicle insurance costs.	
Local Funds**:	<u>\$47,642.51</u>	Insurance Cost:	\$1,535.61
Total Funding:	\$102,554.94		

****Local Funds represent 46.46% of Total Funds.**

Rider Fares and Bus Donations = \$9,061.16

Total Cost per Ride:	\$7.98	State and Federal Cost per Ride:	\$4.28
Total Cost per Mile:	\$4.93	State and Federal Cost per Mile:	\$2.64

Brookings Area Transit Authority - Brookings, South Dakota

Director: Brenda Schweitzer

BATA serves the communities of Brookings, Aurora, Volga, Sinai, Bruce, Bushnell, White, Estelline, Elkton, Arlington and in the Brookings County area as requested. Service hours include: Monday – Friday 5:00am – 6:00pm; Saturday-Sunday 7:00am – 12:00pm. BATA is a Medicaid provider. Advance reservation is preferred and suggested. BATA had 23 vehicles in operation in 2010.

Total Ridership and Miles Driven:

		Ride Type:	
Total Miles Driven:	340,454	Medical:	6,901
		Employment:	25,948
		Nutrition:	3,022
		Social/Recreation:	32,663
		Education:	23,985
		Shopping:	5,636
		Other:	6,643
		Total:	104,798
Ridership Characteristic:			
Elderly:	16,945		
Disabled:	19,111		
Youth:	23,703		
General Public:	<u>45,039</u>		
Total:	104,798		

Funding and Expenditures:

Section 5311 Funds/JARC/NF:	\$475,126.20	Total Administration Costs*:	\$301,693.64
Title III-B Funds:	\$ 9,585.00	Total Operating Costs:	<u>\$573,667.43</u>
State Funds:	<u>\$ 41,677.91</u>	Total Expenditures:	\$875,361.07
Total State and Federal Funds:	\$526,389.11	*Includes vehicle insurance costs.	
Local Funds**:	<u>\$348,971.96</u>	Insurance Cost:	\$38,771.40
Total Funding:	\$875,361.07		

**Local Funds represent 39.87% of Total Funds.

Rider Fares and Bus Donations = \$50,367.54

Total Cost per Ride:	\$8.35	State and Federal Cost per Ride:	\$5.02
Total Cost per Mile:	\$2.57	State and Federal Cost per Mile:	\$1.55

Community Transit - Sisseton, South Dakota

Director: Carol Seurer

Community Transit serves Milbank, Lennox, Sisseton, Webster, Eureka, Britton, and Bowdle daily. Hours of service vary in each community. Service in Marshall, Day, Roberts, Edmunds, Campbell, and McPherson counties is provided upon request. Community Transit is a Medicaid provider. Community Transit had 16 vehicles in operation in 2010, which were funded by federal and state funds.

Total Ridership and Miles Driven:

		Ride Type:	
Total Miles Driven:	213,271	Medical:	10,464
		Employment:	3,723
		Nutrition:	20,503
		Social/Recreation:	3,721
		Education:	23,358
		Shopping:	22,691
		Other:	<u>4,596</u>
		Total:	89,056
Ridership Characteristic:			
Elderly:	52,739		
Disabled:	7,222		
Youth:	23,687		
General Public:	<u>5,408</u>		
Total:	89,056		

Funding and Expenditures:

Section 5311 Funds:	\$235,591.47	Total Administration Costs*:	\$153,025.98
Title III-B Funds:	\$ 33,041.01	Total Operating Costs:	<u>\$283,690.04</u>
State Funds:	<u>\$ 33,306.81</u>	Total Expenditures:	\$436,716.02
Total State and Federal Funds:	\$301,939.29	*Includes vehicle insurance costs.	
Local Funds**:	<u>\$134,776.73</u>	Insurance Cost:	\$39,797.88
Total Funding:	\$436,716.02		

****Local Funds represent 30.86% of Total Funds.**

Rider Fares and Bus Donations = \$73,392.65

Total Cost per Ride:	\$4.90	State and Federal Cost per Ride:	\$3.39
Total Cost per Mile:	\$2.05	State and Federal Cost per Mile:	\$1.42

Dell Rapids Transit - Dell Rapids, South Dakota

Director: Arleen Weerheim

Dell Rapids Transit serves the city of Dell Rapids, and provides transportation to Sioux Falls each Wednesday.
Dell Rapids Transit had 1 vehicle in operation in 2010.

Total Ridership and Miles Driven:

		Ride Type:	
Total Miles Driven:	6,350	Medical:	508
		Employment:	0
		Nutrition:	234
		Social/Recreation:	240
		Education:	1,217
		Shopping:	1,187
		Other:	<u>118</u>
		Total:	3,504
Ridership Characteristic:			
Elderly:	1,986		
Disabled:	106		
Youth:	1,215		
General Public:	<u>197</u>		
Total:	3,504		

Funding and Expenditures:

Section 5311 Funds:	\$15,220.15	Total Administration Costs*:	\$ 10,925.88
Title III-B Funds:	\$ 1,131.02	Total Operating Costs:	<u>\$16,275.90</u>
State Funds:	<u>\$ 4,213.00</u>	Total Expenditures:	\$27,201.78
Total State and Federal Funds:	\$20,564.17	*Includes vehicle insurance costs.	
Local Funds**:	<u>\$ 6,637.61</u>	Insurance Cost:	\$471.86
Total Funding:	\$27,201.78		

****Local Funds represent 24.40% of Total Funds.****Rider Fares and Bus Donations = \$3,079.56**

Total Cost per Ride:	\$7.76	State and Federal Cost per Ride:	\$5.87
Total Cost per Mile:	\$4.28	State and Federal Cost per Mile:	\$3.24

East Dakota Transit - Madison, South Dakota

Director: Arleen Weerheim

East Dakota Transit, Inc. serves Madison and Lake County. This system operates Monday – Friday approximately 7:30am – 4:30pm and Sunday 8:00am – 12:00pm for Sunday Services. East Dakota Transit had 3 vehicles in operation in 2010.

Total Ridership and Miles Driven:

		Ride Type:	
Total Miles Driven: 27,127		Medical:	1,087
		Employment:	11,134
		Nutrition:	0
		Social/Recreation:	1,450
		Education:	5,570
		Shopping:	490
		Other:	<u>1,105</u>
Total: 20,836		Total:	20,836

Ridership Characteristic:	
Elderly:	3,518
Disabled:	11,727
Youth:	5,005
General Public:	<u>586</u>
Total:	20,836

Funding and Expenditures:

Section 5311 Funds:	\$66,931.76	Total Administration Costs*:\$	30,697.40
Title III-B Funds:	\$ 4,809.00	Total Operating Costs:	<u>\$109,011.96</u>
State Funds:	<u>\$ 10,426.00</u>	Total Expenditures:	\$139,709.36
Total State and Federal Funds:	\$ 82,166.76	*Includes vehicle insurance costs.	
Local Funds**:	<u>\$ 57,542.60</u>	Insurance Cost:	\$5,030.40
Total Funding:	\$139,709.36		

****Local Funds represent 41.19% of Total Funds.**

Rider Fares and Bus Donations = \$25,324.65

Total Cost per Ride:	\$6.71	State and Federal Cost per Ride:	\$3.94
Total Cost per Mile:	\$5.15	State and Federal Cost per Mile:	\$3.03

Groton Community Transit - Groton, South Dakota

Director: Arlis Doeden

Groton Community Transit provides service within the city limits of Groton, SD. The transit service hours are Monday through Friday, 8am to 5pm. Summer office hours are 8:00am to 3:00pm and transportation hours are extended past 3:00pm as requested. Groton Community Transit had 3 vehicles in operation in 2010.

Total Ridership and Miles Driven:

		Ride Type:	
Total Miles Driven:	9,701	Medical:	234
		Employment:	410
		Nutrition:	6
		Social/Recreation:	718
		Education:	5,372
		Shopping:	158
		Other:	<u>423</u>
		Total:	7,321
Ridership Characteristic:			
Elderly:	549		
Disabled:	473		
Youth:	6,141		
General Public:	<u>158</u>		
Total:	7,321		

Funding and Expenditures:

Section 5311 Funds:	\$37,806.98	Total Administration Costs*:	\$42,671.03
Title III-B Funds:	\$ 523.00	Total Operating Costs:	<u>\$15,507.12</u>
State Funds:	<u>\$ 4,150.00</u>	Total Expenditures:	\$58,178.15
Total State and Federal Funds:	\$42,479.98	*Includes vehicle insurance costs.	
Local Funds**:	<u>\$15,698.17</u>	Insurance Cost:	\$6,174.67
Total Funding:	\$58,178.15		

****Local Funds represent 26.98% of Total Funds.**

Rider Fares and Bus Donations = \$6,211.22

Total Cost per Ride:	\$7.95	State and Federal Cost per Ride:	\$5.80
Total Cost per Mile:	\$6.00	State and Federal Cost per Mile:	\$4.38

Inter-Lakes Community Action Transit - Madison, South Dakota

Director: Arleen Weerheim

Inter-Lakes Community Action Transit serves Deuel, Miner and Moody counties and communities. Service is provided upon request Monday through Friday with varying hours. Inter-Lakes Community Action Transit had 3 vehicles in operation in 2010.

Total Ridership and Miles Driven:

		Ride Type:	
Total Miles Driven:	24,114	Medical:	1,364
		Employment:	806
		Nutrition:	829
		Social/Recreation:	1,465
		Education:	4,001
		Shopping:	2,256
		Other:	<u>751</u>
		Total:	11,472
Ridership Characteristic:			
Elderly:	6,813		
Disabled:	413		
Youth:	3,989		
General Public:	<u>257</u>		
Total:	11,472		

Funding and Expenditures:

Section 5311 Funds:	\$ 56,650.61	Total Administration Costs*:	\$ 26,210.42
Title III-B Funds:	\$ 4,631.00	Total Operating Costs:	<u>\$ 93,382.67</u>
State Funds:	<u>\$ 8,778.00</u>	Total Expenditures:	\$119,593.09
Total State and Federal Funds:	\$ 70,059.61	*Includes vehicle insurance costs.	
Local Funds**:	<u>\$ 49,533.48</u>	Insurance Cost:	\$1,586.71
Total Funding:	\$119,593.09		

****Local Funds represent 41.42% of Total Funds.**

Rider Fares and Bus Donations = \$8,890.33

Total Cost per Ride:	\$10.42	State and Federal Cost per Ride:	\$6.11
Total Cost per Mile:	\$5.47	State and Federal Cost per Mile:	\$3.20

Palace Transit - Mitchell, South Dakota

Director: Brenda Paradis

Palace Transit serves Mitchell and Davison County. Mitchell service is provided Monday through Thursday from 5:30am to 2:00am, Friday from 5:30am to 3:00am, Saturday 5:30am to 3:00am, and Sunday 6:00am to 10:00pm. Service in the county and smaller communities is provided upon request. Palace Transit is a Medicaid provider and had 19 vehicles in operation in 2010. This includes vehicles that are not operated with federal or state funds granted to Palace Transit.

Total Ridership and Miles Driven:

		Ride Type:	
Total Miles Driven:	206,483	Medical:	14,146
		Employment:	17,976
		Nutrition:	2,165
		Social/Recreation:	28,773
		Education:	29,713
		Shopping:	4,611
		Other:	<u>2,292</u>
		Total:	99,676

Ridership Characteristic:	
Elderly:	21,214
Disabled:	24,069
Youth:	35,376
General Public:	<u>19,017</u>
Total:	99,676

Funding and Expenditures:

Section 5311 Funds/JARC/NF:	\$324,140.00	Total Administration Costs*:	\$136,309.82
Title III-B Funds:	\$ 19,697.00	Total Operating Costs:	<u>\$505,733.39</u>
State Funds:	<u>\$ 60,431.00</u>	Total Expenditures:	\$642,043.21
Total State and Federal Funds:	\$404,268.00	*Includes vehicle insurance costs.	
Local Funds**:	<u>\$237,775.21</u>	Insurance Cost:	\$12,095.00
Total Funding:	\$642,043.21		

****Local Funds represent 37.03% of Total Funds.**

Rider Fares and Bus Donations = \$64,005.55

Total Cost per Ride:	\$6.44	State and Federal Cost per Ride:	\$4.06
Total Cost per Mile:	\$3.11	State and Federal Cost per Mile:	\$1.96

People's Transit - Huron, South Dakota

Director: Mark D. Klumph Sr.

People's Transit serves Beadle County. Service is Monday through Friday 6:30 am - 8:30 pm, Saturday 8:00am - 7:30pm, and Sunday 8:00am - 1:30pm. People's Transit is a Medicaid provider and a ticket agent for Jefferson Lines to Mitchell Monday through Friday.

People's Transit had 22 vehicles in operation in 2010.

Total Ridership and Miles Driven:

		Ride Type:	
Total Miles Driven:	219,398	Medical:	31,410
		Employment:	58,014
		Nutrition:	2,082
		Social/Recreation:	31,842
		Education:	29,429
		Shopping:	21,505
		Other:	<u>15,993</u>
		Total:	190,275
Ridership Characteristic:			
Elderly:	60,455		
Disabled:	61,503		
Youth:	29,860		
General Public:	<u>38,457</u>		
Total:	190,275		

Funding and Expenditures:

Section 5311 Funds/JARC/NF:	\$352,726.14	Total Administration Costs*:	\$173,512.28
Title III-B Funds:	\$ 19,095.99	Total Operating Costs:	<u>\$510,820.33</u>
State Funds:	<u>\$ 69,888.00</u>	Total Expenditures:	\$684,332.60
Total State and Federal Funds:	\$441,710.13	*Includes vehicle insurance costs.	
Local Funds**:	<u>\$242,622.47</u>	Insurance Cost:	\$20,214.00
Total Funding:	\$684,332.60		

****Local Funds represent 35.45% of Total Funds.**

Rider Fares and Bus Donations = \$99,574.28

Total Cost per Ride:	\$3.60	State and Federal Cost per Ride:	\$2.32
Total Cost per Mile:	\$3.12	State and Federal Cost per Mile:	\$2.01

River Cities Public Transit - Pierre, South Dakota

Director: Ron Baumgart

River Cities Transit serves the people of Hughes, Stanley, Hand, Hyde, Dewey Ziebach, Haakon, East Pennington, northern Jackson, Jones, and Lyman counties. River Cities Public Transit operates 24 hours/day and 365 days per year in the Pierre - Fort Pierre service area. River Cities Transit had 93 vehicles in operation. This includes some vehicles that are not operated with federal funds.

Total Ridership and Miles Driven:

		Ride Type:	
Total Miles Driven:	1,200,816	Medical:	19,845
		Employment:	65,596
		Nutrition:	7,552
		Social/Recreation:	58,131
		Education:	100,999
		Shopping:	25,952
		Other:	<u>49,027</u>
		Total:	327,109
Ridership Characteristic:			
Elderly:	23,850		
Disabled:	90,129		
Youth:	75,352		
General Public:	<u>137,778</u>		
Total:	327,109		

Funding and Expenditures:

Section 5311, 5311c

JARC/New Freedom:	\$1,621,820.12	Total Administration Costs*:	\$839,070.77
Title III-B Funds:	\$ 51,869.00	Total Operating Costs:	<u>\$2,132,956.89</u>
State Funds:	<u>\$ 69,721.00</u>	Total Expenditures:	\$2,972,027.66
Total State and Federal Funds:	\$1,743,410.12		*Includes vehicle insurance costs.
Local Funds**:	<u>\$1,228,617.54</u>	Insurance Cost:	\$77,890.38
Total Funding:	\$2,972,027.66		

****Local Funds represent 41.34% of Total Funds.****Rider Fares and Bus Donations = \$272,720.88**

Total Cost per Ride:	\$9.09	State and Federal Cost per Ride:	\$5.33
Total Cost per Mile:	\$2.65	State and Federal Cost per Mile:	\$1.55

ROCS Transit - Lake Andes, South Dakota

Director: Winnie Jo Jons

ROCS Transit serves the counties of Aurora, Bon Homme, Brule, Charles Mix, Douglas, Gregory, and Turner, with projects operating in Beresford, Canton, Wessington Springs, Tripp and Winner. ROCS Transit is a Medicaid Provider and had 45 vehicles in operation in 2010.

Total Ridership and Miles Driven:

		Ride Type:	
Total Miles Driven: 439,495		Medical:	12,280
		Employment:	23,327
		Nutrition:	69,572
		Social/Recreation:	14,649
		Education:	48,096
		Shopping:	15,036
		Other:	<u>4,043</u>
Total: 187,003		Total:	187,003

Ridership Characteristic:	
Elderly:	104,477
Disabled:	28,388
Youth:	42,286
General Public:	<u>11,852</u>
Total:	187,003

Funding and Expenditures:

Section 5311 Funds:	\$447,395.90	Total Administration Costs*:	\$201,204.64
Title III-B Funds:	\$ 34,530.77	Total Operating Costs:	<u>\$840,780.81</u>
State Funds:	<u>\$ 89,115.00</u>	Total Expenditures:	\$1,041,985.45
Total State and Federal Funds:	\$571,040.67	*Includes vehicle insurance costs.	
Local Funds**:	<u>\$470,944.78</u>	Insurance Cost:	\$33,388.05
Total Funding:	\$1,041,985.45		

****Local Funds represent 45.20% of Total Funds.**

Rider Fares and Bus Donations = \$135,342.56

Total Cost per Ride:	\$5.57	State and Federal Cost per Ride:	\$3.05
Total Cost per Mile:	\$2.37	State and Federal Cost per Mile:	\$1.30

Rosebud Sioux Tribe Transportation - Rosebud, South Dakota

Director: LeRoy Sleeping Bear

Rosebud Sioux Tribe Transportation serves the Rosebud Indian Reservation and communities in Todd and Mellette Counties. Service is provided upon request with regular trips to Rapid City, Pierre, Sioux Falls, Yankton, and Valentine, Nebraska. Rosebud Sioux Tribe Transportation had 7 vehicles in operation in 2010.

Total Ridership and Miles Driven:

		Ride Type:	
Total Miles Driven:	176,849	Medical:	987
		Employment:	16,219
		Nutrition:	133
		Social/Recreation:	635
		Education:	1,232
		Shopping:	2,587
		Other:	<u>22,552</u>
		Total:	44,345
Ridership Characteristic:			
Elderly:	3,321		
Disabled:	47		
Youth:	1,232		
General Public:	<u>39,745</u>		
Total:	44,345		

Funding and Expenditures:

Section 5311 Funds:	\$153,570.91	Total Administration Costs*:	\$ 95,185.95
Title III-B Funds:	\$ 0	Total Operating Costs:	<u>\$190,588.38</u>
State Funds:	<u>\$ 29,340.00</u>	Total Expenditures:	\$285,774.33
Total State and Federal Funds:	\$182,910.91	*Includes vehicle insurance costs.	
Local Funds**:	<u>\$102,863.42</u>	Insurance Cost:	\$8,444.49
Total Funding:	\$285,774.33		

****Local Funds represent 35.99% of Total Funds.**

Rider Fares and Bus Donations = \$46,195.20

Total Cost per Ride:	\$6.44	State and Federal Cost per Ride:	\$4.12
Total Cost per Mile:	\$1.62	State and Federal Cost per Mile:	\$1.03

Sanborn County Transit - Woonsocket, South Dakota

Director: Myrna Peterson

Sanborn County Transit serves Sanborn County residents and travels to Mitchell, Huron and Wessington Springs. Sanborn County Transit had 2 vehicles in operation in 2010, operated with federal, state, and county funds.

Total Ridership and Miles Driven:

		Ride Type:	
Total Miles Driven:	7,199	Medical:	292
		Employment:	14
		Nutrition:	324
		Social/Recreation:	10
		Education:	8
		Shopping:	2,201
		Other:	<u>5</u>
		Total:	2,854
Ridership Characteristic:			
Elderly:	2,418		
Disabled:	0		
Youth:	83		
General Public:	<u>353</u>		
Total:	2,854		

Funding and Expenditures:

Section 5311 Funds:	\$20,501.83	Total Administration Costs*:	\$14,158.05
Title III-B Funds	\$ 1,852.00	Total Operating Costs:	<u>\$25,796.60</u>
State Funds:	<u>\$ 3,548.00</u>	Total Expenditures:	\$39,954.65
Total State and Federal Funds:	\$25,901.83	*Includes vehicle insurance costs.	
Local Funds**:	<u>\$14,052.82</u>	Insurance Cost:	\$1,719.05
Total Funding:	\$39,954.65		

****Local Funds represent 35.17% of Total Funds.**

Rider Fares and Bus Donations = \$1,902.96

Total Cost per Ride:	\$14.00	State and Federal Cost per Ride:	\$9.08
Total Cost per Mile:	\$ 5.55	State and Federal Cost per Mile:	\$3.60

Siouxland Regional Transit System - Sioux City, Iowa

Director: Terry Brewer

Siouxland Regional Transit System provides service to residents of southern Union County, South Dakota. Service is available Monday through Friday from 9:00am to 5:00pm. Reservations must be made with a minimum 24 hour advance notice. SRTS has two vehicles that operate in southern Union County.

Total Ridership and Miles Driven:

Total Miles Driven: 18,979

Ridership Characteristic:

Elderly:	1,787
Disabled:	0
Youth:	0
General Public:	<u>0</u>
Total:	1,787

Ride Type:

Medical:	1,787
Employment:	0
Nutrition:	0
Social/Recreation:	0
Education:	0
Shopping:	0
Other:	<u>0</u>
Total:	1,787

Funding and Expenditures:

Section 5311 Funds:	\$35,836.52
Title III-B Funds:	\$ 0
State Funds:	<u>\$ 6,120.00</u>
Total State and Federal Funds:	\$41,956.52
Local Funds**:	<u>\$34,526.05</u>
Total Funding:	\$76,482.57

Total Administration Costs*:	\$17,770.00
Total Operating Costs:	<u>\$58,712.57</u>
Total Expenditures:	\$76,482.57

*Includes vehicle insurance costs.
Insurance Cost: \$6,500.00

****Local Funds represent 45.14% of Total Funds.**

Rider Fares and Bus Donations = \$10,410

Total Cost per Ride:	\$42.80
Total Cost per Mile:	\$ 3.82

State and Federal Cost per Ride:	\$23.48
State and Federal Cost per Mile:	\$ 2.10

Spink County Public Transit - Redfield, South Dakota

Director: Peggy L Morris

Spink County Public Transit serves Redfield and Spink County. Redfield service is provided Monday through Friday from 8:00am to 4:00pm with regular trips to Aberdeen and Watertown. Services in the county and smaller communities upon request. Courtesy rides to Redfield Area Concert Association concerts are free of charge. Spink County Public Transit is a Medicaid provider and has 5 vehicles in operation.

Total Ridership and Miles Driven:

		Ride Type:	
Total Miles Driven: 24,306		Medical:	1,551
		Employment:	1,752
		Nutrition:	5,041
		Social/Recreation:	872
		Education:	10,940
		Shopping:	2,835
		Other:	<u>1,016</u>
Total: 24,007		Total:	24,007

Ridership Characteristic:	
Elderly:	11,951
Disabled:	83
Youth:	10,775
General Public:	<u>1,198</u>
Total:	24,007

Funding and Expenditures:

Section 5311 Funds:	\$39,921.67	Total Administration Costs*:	\$22,091.45
Title III-B Funds	\$ 2,614.00	Total Operating Costs:	<u>\$55,909.75</u>
State Funds:	<u>\$ 11,987.00</u>	Total Expenditures:	\$78,001.20
Total State and Federal Funds:	\$54,522.67	*Includes vehicle insurance costs.	
Local Funds**:	<u>\$23,478.53</u>	Insurance Cost:	\$7,017.00
Total Funding:	\$78,001.20		

****Local Funds represent 30.10% of Total Funds.**

Rider Fares and Bus Donations = \$14,529.41

Total Cost per Ride:	\$3.25	State and Federal Cost per Ride:	\$2.27
Total Cost per Mile:	\$3.21	State and Federal Cost per Mile:	\$2.24

Standing Rock Public Transportation - Fort Yates, North Dakota

Director: Pamela Ternes

Standing Rock Public Transportation serves Corson and Walworth Counties in South Dakota and Sioux, Morton, and Burleigh Counties in North Dakota. The transit program offers a variety of services including deviated fixed routes, demand response services, coordinated inter-state services between Bismarck, ND and Pierre, SD and Veterans Hospital trips. Standing Rock Public Transportation has 1 vehicle in operation which serves South Dakota. For a complete schedule go to www.sittingbull.edu/community/transport/index.asp.

Total Ridership and Miles Driven:

		Ride Type:	
Total Miles Driven:	318,564	Medical:	1,368
		Employment:	11,811
		Nutrition:	0
		Social/Recreation:	421
		Education:	4,992
		Shopping:	4,619
		Other:	<u>3,365</u>
		Total:	26,576
Ridership Characteristic:			
Elderly:	2,039		
Disabled:	150		
Youth:	5,328		
General Public:	<u>19,059</u>		
Total:	26,576		

Funding and Expenditures:

Section 5311 Funds:	\$ 87,597.00	Total Administration Costs*:	\$ 46,740.00
Title III-B Funds	\$ 0	Total Operating Costs:	<u>\$129,620.30</u>
State Funds:	<u>\$ 32,918.00</u>	Total Expenditures:	\$176,360.30
Total State and Federal Funds:	\$120,515.00	*Includes vehicle insurance costs.	
Local Funds**:	<u>\$ 55,845.30</u>	Insurance Cost:	\$10,00.00
Total Funding:	\$176,360.30		

**Local Funds represent 31.67% of Total Funds.

Rider Fares and Bus Donations = \$24,198.00

Total Cost per Ride:	\$ 6.64	State and Federal Cost per Ride:	\$4.53
Total Cost per Mile:	\$ 0.55	State and Federal Cost per Mile:	\$0.38

Vermillion Public Transit - Vermillion, South Dakota

Director: Barb Ballensky

Vermillion Public Transit serves Vermillion, Burbank, Meckling and the surrounding area. Service runs Monday through Friday, 8:00am to 10:00pm; Saturday, 9:00am to 7:00pm and Sunday, 9:00am to 2:00pm. We also provide service to Sioux Falls, Monday – Friday. Vermillion Public Transit is a Medicaid provider and ticket agent for the inter-city bus service Jefferson Lines. Vermillion Public Transit had 9 vehicles in operation in 2010.

Total Ridership and Miles Driven:

		Ride Type:	
Total Miles Driven:	106,372	Medical:	4,147
		Employment:	30,039
		Nutrition:	1,077
		Social/Recreation:	4,029
		Education:	1,011
		Shopping:	23,641
		Other:	<u>325</u>
		Total:	64,269
Ridership Characteristic:			
Elderly:	12,441		
Disabled:	26,523		
Youth:	2,441		
General Public:	<u>22,864</u>		
Total:	64,269		

Funding and Expenditures:

Section 5311 Funds:	\$157,092.36	Total Administration Costs*:	\$ 68,796.08
Title III-B Funds	\$ 16,660.02	Total Operating Costs:	<u>\$244,061.28</u>
State Funds:	<u>\$ 23,376.00</u>	Total Expenditures:	\$312,857.36
Total State and Federal Funds:	\$197,128.38	*Includes vehicle insurance costs.	
Local Funds**:	<u>\$115,728.98</u>	Insurance Cost:	\$ 5,568.97
Total Funding:	\$312,857.36		

****Local Funds represent 36.99% of Total Funds.**

Rider Fares and Bus Donations = \$28,956.70

Total Cost per Ride:	\$4.87	State and Federal Cost per Ride:	\$3.07
Total Cost per Mile:	\$2.94	State and Federal Cost per Mile:	\$1.85

Watertown Area Transit - Watertown, South Dakota

Director: Pam Kwasniewski

Watertown Area Transit serves the Watertown community. Service is provided as requested when scheduled a day ahead. Service is provided Monday – Friday 6:00am-9:00pm. Watertown Area Transit is a Medicaid provider. Watertown Area Transit currently had 8 vehicles in operation in 2010.

Total Ridership and Miles Driven:

		Ride Type:	
Total Miles Driven:	22,991	Medical:	3,542
		Employment:	15,281
		Nutrition:	1,614
		Social/Recreation:	11,631
		Education:	7,081
		Shopping:	2,365
		Other:	48
		Total:	41,562
Ridership Characteristic:			
Elderly:	12,641		
Disabled:	9,909		
Youth:	7,119		
General Public:	<u>11,893</u>		
Total:	41,562		

Funding and Expenditures:

Section 5311 Funds:	\$162,119.73	Total Administration Costs*:	\$104,085.01
Title III-B Funds	\$ 11,017.00	Total Operating Costs:	<u>\$197,071.33</u>
State Funds:	<u>\$ 22,533.00</u>	Total Expenditures:	\$301,156.34
Total State and Federal Funds:	\$195,669.73	*Includes vehicle insurance costs.	
Local Funds**:	<u>\$105,486.61</u>	Insurance Cost:	\$18,848.50
Total Funding:	\$301,156.34		

****Local Funds represent 35.02% of Total Funds.**

Rider Fares and Bus Donations = \$43,725.97

Total Cost per Ride:	\$7.25	State and Federal Cost per Ride:	\$4.71
Total Cost per Mile:	\$13.10	State and Federal Cost per Mile:	\$8.51

West River Transit Authority - Spearfish, South Dakota

Director: Barb Cline

West River Transit Authority serves Lawrence, Meade, Custer, Fall River, Butte Counties and into Pennington County. Spearfish and Deadwood/Lead/Central City service is Monday through Sunday. Other services in Sturgis, Whitewood, Belle Fourche, Custer, Hot Spring and Edgemont are scheduled Monday through Friday. Medical trips to Rapid City are scheduled each week on Monday, Wednesday, and Friday. West River Transit Authority is a Medicaid provider and had 37 vehicles in operation in 2010.

Total Ridership and Miles Driven:

Total Miles Driven: 488,220		Ride Type:	
		Medical:	15,852
		Employment:	32,725
		Nutrition:	6,563
		Social/Recreation:	17,884
		Education:	26,329
		Shopping:	11,719
		Other:	<u>6,835</u>
		Total:	117,907
Ridership Characteristic:			
Elderly:	37,544		
Disabled:	11,985		
Youth:	31,195		
General Public:	<u>37,193</u>		
Total:	117,907		

Funding and Expenditures:

Section 5311 Funds/JARC/NF:	\$ 619,495.80	Total Administration Costs*:	\$ 456,844.77
Title III-B Funds	\$ 74,201.01	Total Operating Costs:	<u>\$ 789,706.95</u>
State Funds:	<u>\$ 50,416.00</u>	Total Expenditures:	\$1,246,551.72
Total State and Federal Funds:	\$ 744,112.81	*Includes vehicle insurance costs.	
Local Funds**:	<u>\$ 502,438.91</u>	Insurance Cost:	\$68,453.00
Total Funding:	\$1,246,551.72		

****Local Funds represent 40.31% of Total Funds.**

Rider Fares and Bus Donations = \$16,646.22

Total Cost per Ride:	\$10.57	State and Federal Cost per Ride:	\$6.31
Total Cost per Mile:	\$2.55	State and Federal Cost per Mile:	\$1.52

Yankton Transit - Yankton, South Dakota

Director: Velda Bentson

Yankton Transit serves the City of Yankton. Service is provided upon request with 24-hour advance notice. Hours of service are Monday through Friday, from 7:30am to 4:30pm. Yankton Transit is a Medicaid provider and had 17 vehicles in operation in 2010.

Total Ridership and Miles Driven:

		Ride Type:	
Total Miles Driven:	202,823	Medical:	20,711
		Employment:	33,929
		Nutrition:	8,026
		Social/Recreation:	14,575
		Education:	35,227
		Shopping:	5,405
		Other:	<u>908</u>
		Total:	118,781
Ridership Characteristic:			
Elderly:	23,842		
Disabled:	49,931		
Youth:	34,678		
General Public:	<u>10,330</u>		
Total:	118,781		

Funding and Expenditures:

Section 5311 Funds:	\$209,235.33	Total Administration Costs*:	\$107,316.82
Title III-B Funds	\$ 14,498.00	Total Operating Costs:	<u>\$331,121.66</u>
State Funds:	<u>\$ 35,202.00</u>	Total Expenditures:	\$438,438.48
Total State and Federal Funds:	\$258,935.33	*Includes vehicle insurance costs.	
Local Funds**:	<u>\$179,503.15</u>	Insurance Cost:	\$18,098.61
Total Funding:	\$438,438.48		

****Local Funds represent 40.94% of Total Funds.**

Rider Fares and Bus Donations = \$95,237.88

Total Cost per Ride:	\$3.69	State and Federal Cost per Ride:	\$2.18
Total Cost per Mile:	\$2.16	State and Federal Cost per Mile:	\$1.28

Other Transit Program Statistics

FTA Section 5311 Rural Technical Assistance Program (RTAP)

RTAP funds are used to provide training and technical assistance to rural transit operators and their drivers. In FY 2010, South Dakota received \$94,180 in RTAP funds.

FTA Metropolitan and Statewide Transportation Planning Program

Apportionments

Metropolitan Areas	\$154,587	Statewide (Rural Areas)	\$40,367
--------------------	-----------	-------------------------	----------

South Dakota Public and Specialized Transportation Assistance Fund

State funds are granted to transit organizations which first had obtained Federal Transit grants. These State dollars help meet the local matching fund requirements of the Federal grants.

Section 5307 Urban Transit Operators	\$ 75,000.00
Section 5311 Rural Transit Operators	\$ 698,00.00

CY 2010 Drug and Alcohol Testing for Section 5311 Rural Public Transit Agencies

Federal laws required Section 5311 Rural Public Transportation operators to conduct drug and alcohol testing of safety-sensitive employees starting in 1996. Six types of testing were required: pre-employment, random selection, post accident, reasonable suspicion, return-to-duty after testing positive, and follow-up testing on persons who previously tested positive. In South Dakota, only pre-employment and random testing was required during 2010.

	# Drug / Alcohol Tests Conducted in 2010	Negative for Drugs / Alcohol	Positive for Drugs / Alcohol
Pre-Employment	136	133	3
Random Selection	202	202	0
Post Accident	2	2	0
Reasonable Suspicion	2	1	1
Return to Duty	0	0	0
Follow-Up	0	0	0

**South Dakota Department of Transportation
Division of Finance & Management
Office of Air, Rail & Transit
700 East Broadway Avenue
Pierre, South Dakota 57501-2586
Melissa.Hull@state.sd.us—605/773-7038
Nancy.Surprenant@state.sd.us—605/773-4169**

50 copies of this book were printed at \$1.56 per book.
