

**State of South Dakota
Department of Transportation**

Public and Specialized Transportation

Fiscal Year 2012

**Prepared by:
South Dakota Department of Transportation
Division of Finance & Management
Office of Air, Rail and Transit
700 East Broadway Avenue
Pierre, South Dakota 57501-2586
Telephone: (605) 773-4169
(605) 773-7038
(605) 773-3574
<http://www.sddot.com/fpa/transit>**

Program Summary

Welcome to the South Dakota Department of Transportation's Public and Special Transportation statistical report for Fiscal Year 2012.

This report is published annually and condenses the fiscal year administration and operational records for the 22 rural public transit systems in South Dakota. The report is published largely to provide information about the performance of the public transit programs for the fiscal year. The report is distributed and available to state and local officials, support agencies, boards of directors, and the general public.

During Fiscal Year 2012, 452 vehicles funded by FTA Section 5309, FTA Section 5310, and FTA Section 5311, including a few non-FTA funded vehicles receiving FTA Section 5311 operating funds, provided rural public and special transportation services in South Dakota. These 452 vehicles traveled 5,603,585 miles and carried 1,765,143 passengers during Fiscal Year 2012.

The transit systems operating in Sioux Falls and Rapid City receive FTA Section 5307 urban transit capital and operating funds directly from FTA. In 2012, Sioux Falls and Rapid City public transit vehicles traveled 1,973,244 miles and carried 1,589,817 passengers.

The Deadwood Trolley System provided 187,115 rides and traveled 109,170 miles during Fiscal Year 2012.

Public and special transportation service providers are a key element in the successful implementation of numerous state policy objectives. Among those is the effort to keep elderly citizens and citizens with disabilities in their own homes and communities—in an independent living status, instead of forcing them into the more costly nursing home environment or requiring them to migrate to large urban areas for needed services.

Please send any questions or comments to:

Melissa Hull or Lisa Donner

South Dakota Department of Transportation

Division of Finance & Management

Office of Air, Rail and Transit

700 East Broadway Avenue

Pierre, South Dakota 57501-2586

Melissa.Hull@state.sd.us—605/773-7038

Lisa.Donner@state.sd.us—605/773-4169



Table of Contents

Executive Summary	4-5
Rural Public and Specialized Total Passenger and Trip Characteristics	6
Chapter 1 Fiscal Year 2012 Specialized Transportation Statistics	7
Chapter 2 Fiscal Year 2012 Section 5311 Administration and Operating Statistics	8
Rural Public Transit Systems Funding Breakdown	9
Rural Public Transportation System Data	10-31
Chapter 3 Other Transit Program Statistics for FY 2012	32

Executive Summary

Approximately 50 organizations are currently providing some form of transit services covering approximately 70 percent of the geographic area within South Dakota. These transit organizations assist elderly citizens, citizens with disabilities, school age children, the general public and low income citizens gain access to needed medical, nutrition, education, employment, social and commercial services, particularly in the rural areas of South Dakota.

Public transit providers range in size from those which provide daily fixed route/fixed schedule services, to senior citizen centers in rural small towns which provide demand-response services with schedules and destinations determined on a day-to-day basis.

The South Dakota Department of Transportation, Division of Finance & Management, Office of Air, Rail and Transit, administers several programs through the United States Federal Transit Administration (FTA) which support public and specialized transportation service providers in South Dakota. These programs include:

- **Section 5303** provides urban transit planning assistance program funds and transit planning activities in the metropolitan areas of South Dakota including Sioux Falls, Rapid City, and North Sioux City.
- **Section 5304** provides statewide rural planning and research. At the state's discretion, the funds may be used for statewide planning, technical assistance, planning support, research and development for non-urbanized areas.
- **Section 5309** provides capital assistance for new and replacement buses and related equipment and facilities to public bodies and agencies including transit authorities, state and local public bodies and other political subdivisions of states, certain public corporations, boards and commissions established under state law.
- **Section 5310** provides capital grants to private nonprofit organizations, governmental authorities where no non-profit organizations are available to provide service, and governmental authorities approve to coordinate services, to support transportation to meet the needs of older adults and persons with disabilities.

Section 5310 declares a national policy that elderly persons and persons with disabilities have the same right as other persons to utilize mass transportation services and facilities; that special efforts shall be made in the planning and design of mass transportation facilities and services to assure their availability to elderly persons and persons with disabilities; and that all Federal programs offering assistance in the field of mass transportation should contain provisions implementing this policy.

The goal of the Section 5310 program is to provide assistance in meeting the transportation needs of elderly persons and persons with disabilities where public transportation services are unavailable, insufficient, or inappropriate. The Section 5310 program is designed to supplement FTA's other capital assistance programs by funding transportation projects for elderly persons and persons with disabilities in all areas: urbanized, small urban, and rural. Although grant recipients are private nonprofit organizations usually with specific clientele; transportation services funded under this program may be open to other riders once the immediate transportation needs of the grant recipient's organization are satisfied.

- **Section 5311** provides capital, administration, and operating grants for public transportation service projects in non-urbanized areas (less than 50,000 population).

Section 5311 funds are available for capital, operating and project administration costs for rural public transportation projects in areas other than urbanized areas (50,000 population). Public transportation is defined to mean mass transportation by bus, rail, or other conveyance, either publicly or privately owned, which provides service to the general public on a regular and continuing basis. Public transportation services funded by Section 5311 may be designed to maximize usage by transportation-disadvantaged persons, provided that the general public is offered an equal opportunity to utilize the transportation services.

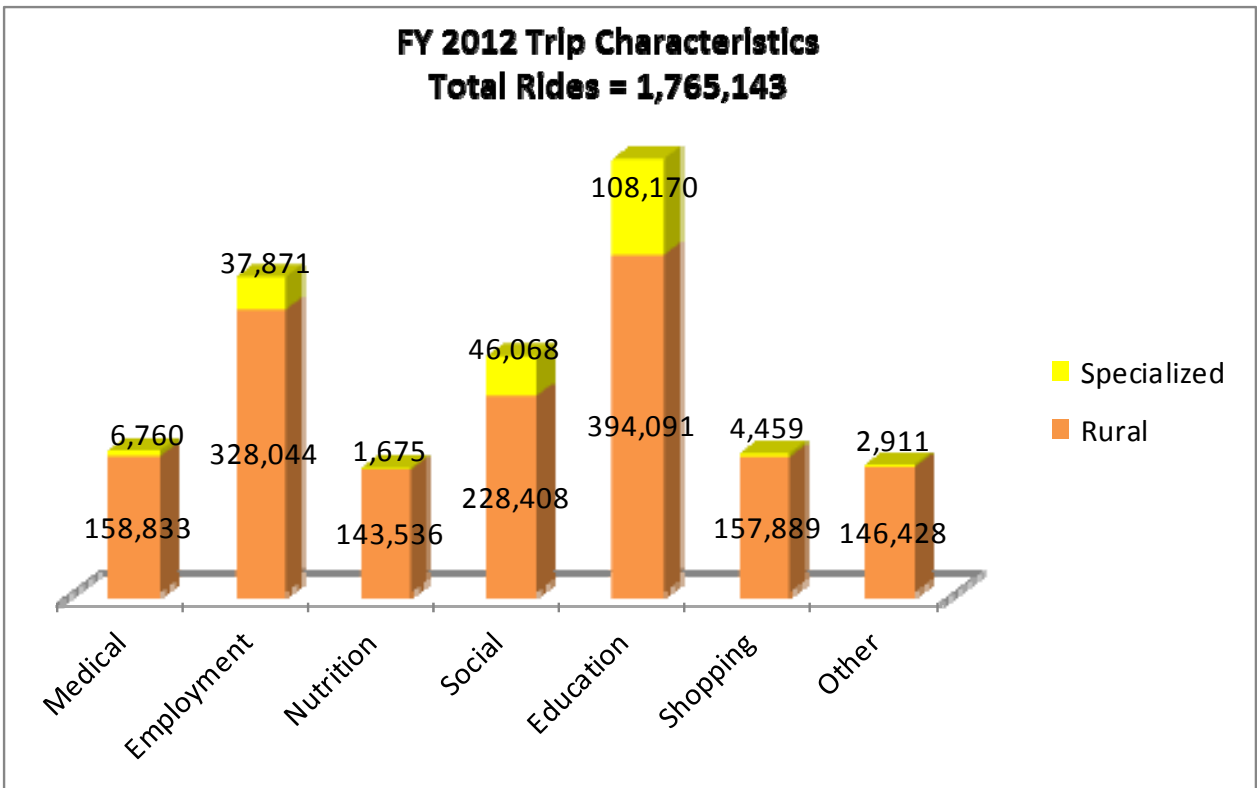
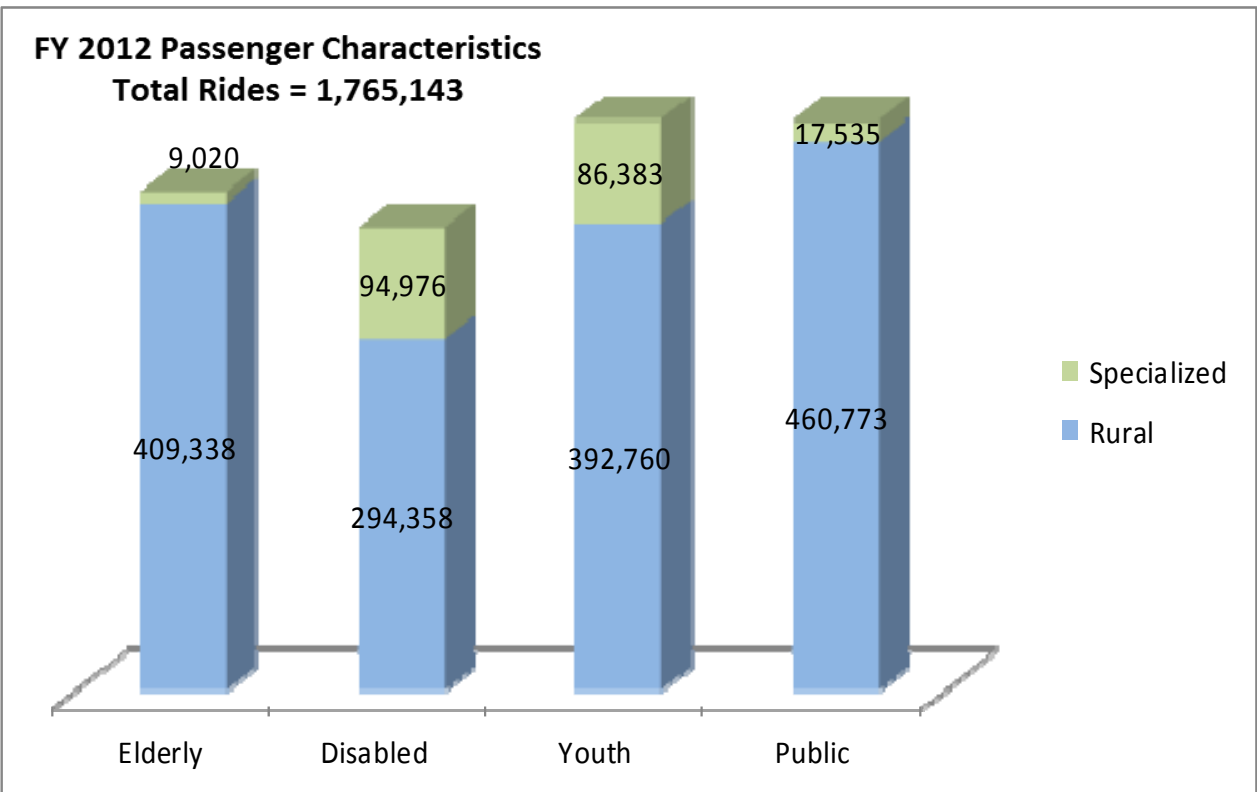
Capital expenses under Sections 5309 and 5311 programs include the acquisition, construction, and improvement of public transportation facilities and equipment needed for an efficient and coordinated public transportation system.

- **Section 5311(b)(3)** Rural Technical Assistance (RTAP) provides funds to support the training and technical assistance needs of rural transit operators and drivers.
- **Section 5316** (JARC or Job Access/Reverse Commute) Job Access grants are for the development of new transportation services for low income workers and/or closing gaps in existing service; Reverse Commute projects are meant to provide transportation to suburban jobs from other suburban, urban and rural locations but not necessarily just for low income households. Subgrantees are required to provide a 50% match for operating expenses and a 20% match for capital expenses.
- **Section 5317** (New Freedom Program) formula grants aim to provide additional tools to overcome barriers facing citizens with disabilities seeking to integrate into the workforce and fully participate in society. Lack of adequate transportation is a principal barrier to employment for citizens with disabilities. This program seeks to expand transportation mobility options available to persons with disabilities beyond the requirements of the Americans with Disabilities Act of 1990. Subgrantees are required to provide a 50% match for operating expense. New Freedom funds are not eligible for capital purchases.

The South Dakota Department of Transportation, Office of Air, Rail and Transit grants state dollars to help meet the local matching fund requirements of Federal transit program grantees.

The Office of Air, Rail and Transit and the South Dakota Department of Social Services, Division of Adult Services and Aging work in close coordination in matters pertaining to transportation services for people who are elderly or have disabilities. Each year, the Division of Adult Services and Aging provides funds which are dispersed through our office to offset transportation costs for some agencies. Transportation is considered a supportive function eligible through Title III-B. These funds are referred to as Title III-B funds throughout this book.

Fiscal Year 2012 Rural Public and Specialized Transportation Passenger and Trip Characteristics



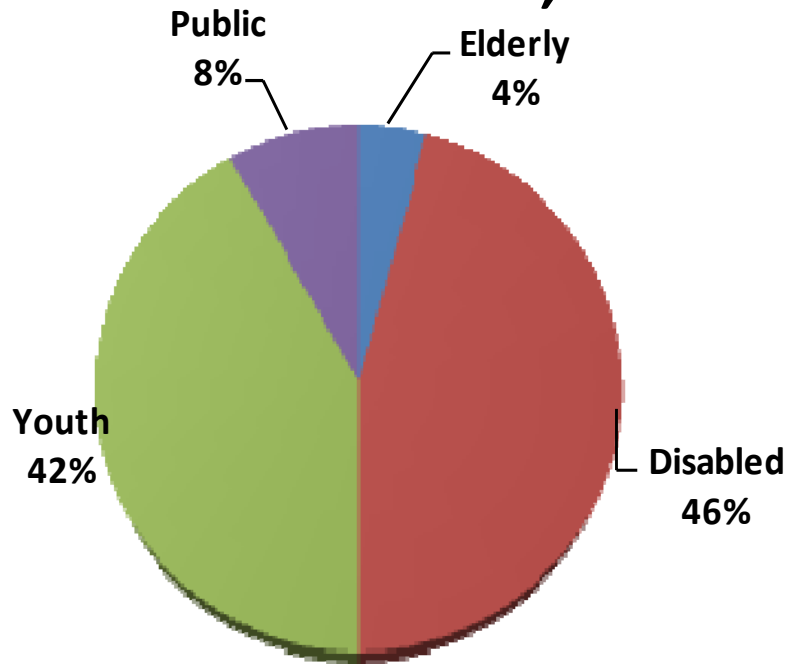
Chapter 1 Fiscal Year 2012 Specialized Transportation Statistics

During Fiscal Year 2012, 73 vehicles operating in South Dakota providing specialized transportation were funded under FTA Section 5309 and FTA Section 5310 programs.

These 73 vehicles traveled 436,278 miles and carried 207,914 passengers.

This graph indicates that citizens with disabilities were the major users of specialized transportation services in South Dakota during Fiscal Year 2012.

FY 2012 Specialized Transportation Total Rides = 207,914



Chapter 2 Fiscal Year 2012 Administration and Operating Statistics

The goals of Section 5311 program are to:

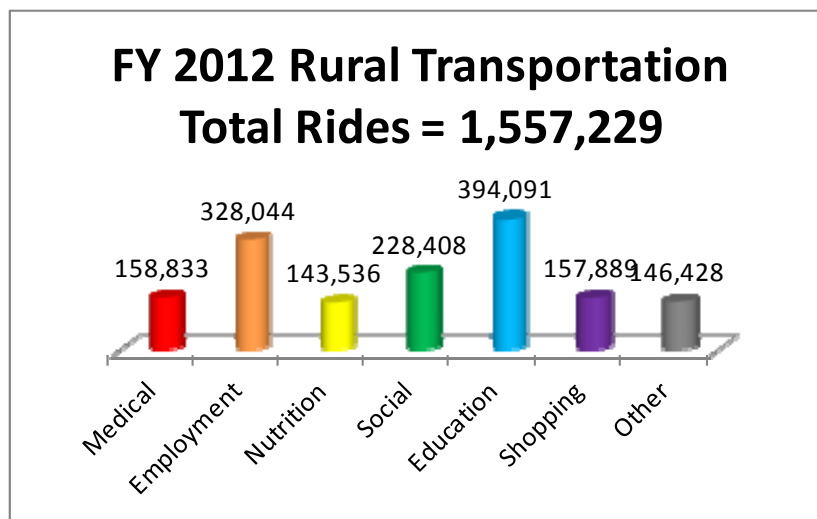
- Enhance the access of people in non-urbanized areas to health care, shopping, education, employment, public service, and recreation.
- ♦ Assist in the maintenance, development, improvement, and use of public transportation systems in rural and small urban areas.
- ♦ Encourage and make possible the most efficient use of federal funds used to provide passenger transportation in non-urbanized areas through the coordination of programs and services.

The Section 5311 program treats project administration expenses as a separate cost category from capital and operating expenses. Administration expenses are considered “non-operating”, and are funded at 82.82% Federal share.

Operating expenses are considered those costs directly related to system operation. Net operating expenses remain after operating revenues are subtracted from eligible operating expenses. Operating expenses are funded at 51.76% Federal share of the net operating expenses.

Local funds for the 22 rural public transit agencies represent over \$5.6 million or 48.19% of total funds to keep the rural public transits operating. Local funds for the purposes of this report may include rider fares and donations, contracts with other agencies, management contracts, revenue generated from advertising, Medicaid and others.

During Fiscal Year 2012, 22 organizations provided rural public demand-response transportation services in South Dakota. These organizations operated 379 vehicles and contracted with one taxi cab company for a total expenditure of \$10,710,224.53. These vehicles traveled 5,062,199 miles and carried 1,557,229 passengers.



Funding Sources of Rural Public Transit Systems Fiscal Year 2012

Local Funds = \$5,610,549.56

Federal Funds = \$5,023,961.16

(Section 5311, JARC, New Freedom)

State Funds = \$695,000.00

Title III-B Funds = \$329,439.00

Aberdeen Ride Line – Aberdeen, South Dakota

Director: Mike Wilson

Aberdeen Ride Line serves Aberdeen and Brown County. Service is provided as requested in the county and smaller communities. Please call (605) 626-3333 for current days and hours of service operation. Aberdeen Ride Line is a Medicaid provider, and is a ticket agent and feeder service for the inter-city bus service Jefferson Lines. Aberdeen Ride Line has 33 vehicles in operation. This includes vehicles that are not operated with any federal or state funds granted to Aberdeen Ride Line.

www.aberdeen.sd.us

Total Ridership and Miles Driven:

		Ride Type:	
Total Miles Driven:	285,625	Medical:	14,168
		Employment:	21,653
		Nutrition:	261
		Social/Recreation:	8,108
		Education:	55,440
		Shopping:	7,492
		Other:	<u>4,179</u>
		Total:	111,301
Ridership Characteristic:			
Elderly:	16,829		
Disabled:	48,181		
Youth:	29,531		
General Public:	<u>16,760</u>		
Total:	111,301		

Funding and Expenditures:

Section 5311 Funds:	\$187,413.00	Total Administration Costs*:	\$115,514.30
Title III-B Funds:	\$ 15,916.00	Total Operating Costs:	<u>\$381,098.82</u>
State Funds:	<u>\$ 83,029.00</u>	Total Expenditures:	\$496,613.12
Total State and Federal Funds:	\$286,354.00	*Includes vehicle insurance costs.	
Local Funds**:	<u>\$210,259.12</u>	Insurance Cost:	\$18,914.00
Total Funding:	\$496,613.12		

****Local Funds represent 42.34% of Total Funds.**

Rider Fares and Bus Donations = \$72,461.00

Total Cost per Ride:	\$4.46	State and Federal Cost per Ride:	\$2.57
Total Cost per Mile:	\$1.74	State and Federal Cost per Mile:	\$1.00

Arrow Transit - Lemmon, South Dakota

Director: Chris Block

Arrow Public Transit serves the city of Lemmon and limited service for the communities of Bison and Faith. Please call (605) 374-3189 for current days and hours of service operation. Arrow Public Transit is a Medicaid provider. Arrow Public Transit has 15 vehicles in operation. This includes vehicles that are not operated with any federal or state funds granted to Arrow Public Transit.

Total Ridership and Miles Driven:

		Ride Type:	
Total Miles Driven:	118,036	Medical:	2,496
		Employment:	9,245
		Nutrition:	9,614
		Social/Recreation:	5,924
		Education:	4,086
		Shopping:	8,873
		Other:	<u>0</u>
		Total:	40,238

Ridership Characteristic:	
Elderly:	23,820
Disabled:	8,383
Youth:	5,016
General Public:	<u>3,019</u>
Total:	40,238

Funding and Expenditures:

Section 5311 Funds:	\$111,914.45	Total Administration Costs*:	\$105,605.23
Title III-B Funds:	\$ 10,829.00	Total Operating Costs:	<u>\$149,899.16</u>
State Funds:	<u>\$ 29,951.00</u>	Total Expenditures:	\$255,504.39
Total State and Federal Funds:	\$152,694.45	*Includes vehicle insurance costs.	
Local Funds**:	<u>\$102,809.94</u>	Insurance Cost:	\$22,969.29
Total Funding:	\$255,504.39		

****Local Funds represent 40.24% of Total Funds.**

Rider Fares and Bus Donations = \$46,742.00

Total Cost per Ride:	\$6.35	State and Federal Cost per Ride:	\$3.79
Total Cost per Mile:	\$2.16	State and Federal Cost per Mile:	\$1.29

Brandon City Transit - Brandon, South Dakota

Director: Arleen Weerheim

Brandon City Transit serves the City of Brandon. Please call (605)256-6518 for current days and hours of service operation. Brandon City Transit has 3 vehicles in operation.

www.brandon.govoffice.com

Total Ridership and Miles Driven:

		Ride Type:	
Total Miles Driven:	21,413	Medical:	484
		Employment:	560
		Nutrition:	110
		Social/Recreation:	1,254
		Education:	8,761
		Shopping:	1,642
		Other:	<u>245</u>
		Total:	13,056
Ridership Characteristic:			
Elderly:	2,871		
Disabled:	487		
Youth:	9,510		
General Public:	<u>188</u>		
Total:	13,056		

Funding and Expenditures:

Section 5311 Funds:	\$41,894.00	Total Administration Costs*:	\$21,126.75
Title III-B Funds:	\$ 1,131.00	Total Operating Costs:	<u>\$78,087.34</u>
State Funds:	<u>\$ 5,814.00</u>	Total Expenditures:	\$ 99,214.09
Total State and Federal Funds:	\$48,839.00	*Includes vehicle insurance costs.	
Local Funds**:	<u>\$50,375.09</u>	Insurance Cost:	\$1,537.25
Total Funding:	\$ 99,214.09		

****Local Funds represent 50.77% of Total Funds.**

Rider Fares and Bus Donations = \$14,615.00

Total Cost per Ride:	\$7.60	State and Federal Cost per Ride:	\$3.74
Total Cost per Mile:	\$4.63	State and Federal Cost per Mile:	\$2.28

Brookings Area Transit Authority - Brookings, South Dakota

Director: Brenda Schweitzer

BATA serves the communities of Brookings, Aurora, Volga, Sinai, Bruce, Bushnell, White, Estelline, Elkton, Arlington and in the Brookings County area as requested. Please Call (605) 692-5416 for current days and hours of service operation. BATA is a Medicaid provider. Advance reservation is preferred and suggested to secure a timely schedule. Some same-day service is available. Brookings Area Transit has 22 vehicles in operation.

www.brookingsareatransit.com

Total Ridership and Miles Driven:

		Ride Type:	
Total Miles Driven: 339,021		Medical:	8,013
		Employment:	26,364
		Nutrition:	5,574
		Social/Recreation:	47,144
		Education:	21,287
		Shopping:	8,446
		Other:	<u>123</u>
Total: 116,951		Total:	116,951

Ridership Characteristic:	
Elderly:	18,265
Disabled:	19,400
Youth:	38,649
General Public:	<u>40,637</u>
Total:	116,951

Funding and Expenditures:

Section 5311 Funds/JARC:	\$407,936.94	Total Administration Costs*:	\$264,325.29
Title III-B Funds:	\$ 9,585.00	Total Operating Costs:	<u>\$549,503.34</u>
State Funds:	<u>\$ 33,154.00</u>	Total Expenditures:	\$813,828.63
Total State and Federal Funds:	\$450,675.94	*Includes vehicle insurance costs.	
Local Funds**:	<u>\$353,152.69</u>	Insurance Cost:	\$19,051.84
Total Funding:	\$813,828.63		

****Local Funds represent 43.39% of Total Funds.**

Rider Fares and Bus Donations = \$40,217.00

Total Cost per Ride: \$6.96	State and Federal Cost per Ride: \$3.85
Total Cost per Mile: \$2.40	State and Federal Cost per Mile: \$1.33

Community Transit - Sisseton, South Dakota

Director: Carol Seurer

Community Transit serves Milbank, Lennox, Sisseton, Webster, Eureka, Britton, and Bowdle. Service in Marshall, Day, Roberts, Edmunds, Campbell, and McPherson counties is provided upon request. Please call (605) 698-7511 for current days and hours of service operation. Community Transit is a Medicaid provider. Currently Community Transit has 19 vehicles in operation.

Total Ridership and Miles Driven:

		Ride Type:	
Total Miles Driven:	264,500	Medical:	9,347
		Employment:	4,722
		Nutrition:	24,439
		Social/Recreation:	4,778
		Education:	29,466
		Shopping:	15,748
		Other:	<u>6,015</u>
		Total:	94,515
Ridership Characteristic:			
Elderly:	50,846		
Disabled:	9,870		
Youth:	28,661		
General Public:	<u>5,138</u>		
Total:	94,515		

Funding and Expenditures:

Section 5311 Funds:	\$215,302.51	Total Administration Costs*:	\$157,986.56
Title III-B Funds:	\$ 33,041.00	Total Operating Costs:	<u>\$282,064.90</u>
State Funds:	<u>\$ 36,111.00</u>	Total Expenditures:	\$440,054.16
Total State and Federal Funds:	\$284,454.51	*Includes vehicle insurance costs.	
Local Funds**:	<u>\$155,596.65</u>	Insurance Cost:	\$25,114.25
Total Funding:	\$440,054.16		

****Local Funds represent 35.36% of Total Funds.**

Rider Fares and Bus Donations = \$100,805.00

Total Cost per Ride:	\$4.66	State and Federal Cost per Ride:	\$3.01
Total Cost per Mile:	\$1.66	State and Federal Cost per Mile:	\$1.08

Dell Rapids Transit - Dell Rapids, South Dakota
Director: Arleen Weerheim

Dell Rapids Transit serves the City of Dell Rapids. Please Call (605) 256-6518 for current days and hours of service operation. Dell Rapids Transit has 1 vehicle in operation.

Total Ridership and Miles Driven:

		Ride Type:	
Total Miles Driven:	6,196	Medical:	265
		Employment:	10
		Nutrition:	313
		Social/Recreation:	165
		Education:	2,147
		Shopping:	1,143
		Other:	<u>27</u>
Total:	4,070	Total:	4,070

Ridership Characteristic:	
Elderly:	1,840
Disabled:	8
Youth:	2,017
General Public:	<u>205</u>
Total:	4,070

Funding and Expenditures:

Section 5311 Funds:	\$14,036.97	Total Administration Costs*:	\$ 11,283.00
Title III-B Funds:	\$ 1,131.00	Total Operating Costs:	<u>\$ 27,358.59</u>
State Funds:	<u>\$ 2,286.00</u>	Total Expenditures:	\$38,641.59
Total State and Federal Funds:	\$17,453.97	*Includes vehicle insurance costs.	
Local Funds**:	<u>\$ 21,187.62</u>	Insurance Cost:	\$516.00
Total Funding:	\$38,641.59		

****Local Funds represent 54.83% of Total Funds.**

Rider Fares and Bus Donations = \$4,552.00

Total Cost per Ride:	\$9.49	State and Federal Cost per Ride:	\$4.29
Total Cost per Mile:	\$6.24	State and Federal Cost per Mile:	\$2.82

East Dakota Transit - Madison, South Dakota

Director: Arleen Weerheim

East Dakota Transit serves Madison and Lake County. Please call (605) 256-6518 for current days and hours of service operation. East Dakota Transit has 4 vehicles in operation.

http://www.madisonsd.com/Org/East_Dakota_Transit

Total Ridership and Miles Driven:

		Ride Type:	
Total Miles Driven:	24,998	Medical:	739
		Employment:	9,385
		Nutrition:	4
		Social/Recreation:	1,450
		Education:	5,569
		Shopping:	284
		Other:	<u>724</u>
		Total:	18,155
Ridership Characteristic:			
Elderly:	1,714		
Disabled:	10,864		
Youth:	5,326		
General Public:	<u>251</u>		
Total:	18,155		

Funding and Expenditures:

Section 5311 Funds:	\$59,763.98	Total Administration Costs*:	\$ 29,311.45
Title III-B Funds:	\$ 4,809.00	Total Operating Costs:	<u>\$100,010.46</u>
State Funds:	<u>\$11,182.00</u>	Total Expenditures:	\$129,321.91
Total State and Federal Funds:	\$75,754.98	*Includes vehicle insurance costs.	
Local Funds**:	<u>\$53,566.93</u>	Insurance Cost:	\$6,903.18
Total Funding:	\$129,321.91		

****Local Funds represent 41.42% of Total Funds.**

Rider Fares and Bus Donations = \$30,362.00

Total Cost per Ride:	\$7.12	State and Federal Cost per Ride:	\$4.17
Total Cost per Mile:	\$5.17	State and Federal Cost per Mile:	\$3.03

Groton Community Transit - Groton, South Dakota

Director: Arlis Doeden

Groton Community Transit serves the City of Groton. Please call (605) 397-8661 for current days and hours of service operation. Contact the office to check availability of additional or out-of-town trips. Groton Transit has 3 vehicles in operation.

Total Ridership and Miles Driven:

		Ride Type:	
Total Miles Driven:	14,993	Medical:	764
		Employment:	425
		Nutrition:	13
		Social/Recreation:	898
		Education:	6,820
		Shopping:	709
		Other:	<u>437</u>
		Total:	10,066
Ridership Characteristic:			
Elderly:	1,171		
Disabled:	382		
Youth:	7,517		
General Public:	<u>996</u>		
Total:	10,066		

Funding and Expenditures:

Section 5311 Funds:	\$32,726.99	Total Administration Costs*:	\$43,109.68
Title III-B Funds:	\$ 523.00	Total Operating Costs:	<u>\$17614.23</u>
State Funds:	<u>\$ 2,344.00</u>	Total Expenditures:	\$60,723.91
Total State and Federal Funds:	\$35,593.99	*Includes vehicle insurance costs.	
Local Funds**:	<u>\$25,129.92</u>	Insurance Cost:	\$5,552.00
Total Funding:	\$60,723.91		

****Local Funds represent 41.38% of Total Funds.**

Rider Fares and Bus Donations = \$6,666.00

Total Cost per Ride:	\$6.03	State and Federal Cost per Ride:	\$3.54
Total Cost per Mile:	\$4.05	State and Federal Cost per Mile:	\$2.37

Inter-Lakes Community Action Transit - Madison, South Dakota

Director: Arleen Weerheim

Inter-Lakes Community Action Transit serves Deuel, Miner and Moody counties and communities. Please call (605) 256-6518 for current days and hours of service operation. Inter-Lakes Community Action Transit has 3 vehicles in operation.

www.interlakescap.com

Total Ridership and Miles Driven:

		Ride Type:	
Total Miles Driven:	13,501	Medical:	1,470
		Employment:	557
		Nutrition:	447
		Social/Recreation:	808
		Education:	3,185
		Shopping:	1,101
		Other:	<u>457</u>
		Total:	8,025
Ridership Characteristic:			
Elderly:	4,428		
Disabled:	171		
Youth:	3,189		
General Public:	<u>237</u>		
Total:	8,025		

Funding and Expenditures:

Section 5311 Funds:	\$ 43,060.77	Total Administration Costs*:	\$ 23,889.20
Title III-B Funds:	\$ 4,631.01	Total Operating Costs:	<u>\$ 68,874.96</u>
State Funds:	<u>\$ 8,655.00</u>	Total Expenditures:	\$ 92,764.16
Total State and Federal Funds:	\$ 56,346.78	*Includes vehicle insurance costs.	
Local Funds**:	<u>\$ 36,417.38</u>	Insurance Cost:	\$1,604.00
Total Funding:	\$ 92,764.16		

****Local Funds represent 39.26% of Total Funds.**

Rider Fares and Bus Donations = \$10,010.00

Total Cost per Ride:	\$11.56	State and Federal Cost per Ride:	\$7.02
Total Cost per Mile:	\$ 6.87	State and Federal Cost per Mile:	\$4.17

Palace Transit - Mitchell, South Dakota

Director: Jessica Pickett

Palace Transit serves Mitchell and Davison County. Service in the county and smaller communities is provided upon request. Please call (605) 995-8440 for current days and hours of service operation. Palace Transit is a Medicaid provider and has 17 vehicles in operation. This includes vehicles that are not operated with federal or state funds granted to Palace Transit.
<http://www.cityofmitchell.org/transit/>

Total Ridership and Miles Driven:

		Ride Type:	
Total Miles Driven:	187,802	Medical:	13,157
		Employment:	23,142
		Nutrition:	3,756
		Social/Recreation:	21,669
		Education:	29,804
		Shopping:	3,490
		Other:	<u>2,144</u>
		Total:	97,162
Ridership Characteristic:			
Elderly:	23,718		
Disabled:	24,695		
Youth:	36,074		
General Public:	<u>12,675</u>		
Total:	97,162		

Funding and Expenditures:

Section 5311 Funds/JARC/NF:	\$310,507.16	Total Administration Costs*:	\$146,427.14
Title III-B Funds:	\$ 19,697.00	Total Operating Costs:	<u>\$517,168.22</u>
State Funds:	<u>\$ 60,431.00</u>	Total Expenditures:	\$663,595.36
Total State and Federal Funds:	\$390,635.16	*Includes vehicle insurance costs.	
Local Funds**:	<u>\$272,960.20</u>	Insurance Cost:	\$13,361.28
Total Funding:	\$663,595.36		

**Local Funds represent 41.13% of Total Funds.

Rider Fares and Bus Donations = \$56,986.00

Total Cost per Ride: \$6.83	State and Federal Cost per Ride: \$4.02
Total Cost per Mile: \$3.53	State and Federal Cost per Mile: \$2.08

People’s Transit - Huron, South Dakota

Director: Ron Baumgart

People’s Transit serves Beadle County. Please call (605) 353-0100 for current days and hours of service operation. People’s Transit is a Medicaid provider and a ticket agent and feeder service for Jefferson Lines. The feeder service trips to Mitchell are Monday through Friday. People’s Transit has 21 vehicles in operation.

This includes vehicles that are not operated with federal or state funds granted to People’s Transit.

<http://www.peoplestransithuron.com/>

Total Ridership and Miles Driven:

		Ride Type:	
Total Miles Driven:	240,250	Medical:	15,994
		Employment:	17,746
		Nutrition:	489
		Social/Recreation:	14,312
		Education:	18,332
		Shopping:	5,235
		Other:	<u>2,801</u>
		Total:	74,909
Ridership Characteristic:			
Elderly:	23,583		
Disabled:	21,407		
Youth:	19,994		
General Public:	<u>9,925</u>		
Total:	74,909		

Funding and Expenditures:

Section 5311 Funds/JARC/NF:	\$316,077.88	Total Administration Costs*:	\$169,182.19
Title III-B Funds:	\$ 19,096.00	Total Operating Costs:	<u>\$514,376.69</u>
State Funds:	<u>\$ 38,990.00</u>	Total Expenditures:	\$683,558.88
Total State and Federal Funds:	\$374,163.88	*Includes vehicle insurance costs.	
Local Funds**:	<u>\$309,395.00</u>	Insurance Cost:	\$26,679.00
Total Funding:	\$683,558.88		

****Local Funds represent 45.26% of Total Funds.**

Rider Fares and Bus Donations = \$106,874.00

Total Cost per Ride:	\$9.12	State and Federal Cost per Ride:	\$4.99
Total Cost per Mile:	\$2.85	State and Federal Cost per Mile:	\$1.56

River Cities Public Transit - Pierre, South Dakota

Director: Ron Baumgart

River Cities Public Transit serves the people of Hughes, Stanley, Hand, Hyde, Dewey Ziebach, Haakon, East Pennington, Jones, Lyman, and northern Jackson counties. River Cities Public Transit provides 24-hour services in the Pierre/Fort Pierre and surrounding area. Please call (605) 945-3166 for current days and hours of service operation. Cities Public Transit is a Medicaid provider and a ticket agent and a feeder service for Jefferson Lines. River Cities Public Transit has 96 vehicles in operation. This includes vehicles that are not operated with federal or state funds granted to River Cities Transit.

<http://www.rcptransit.com/>

Total Ridership and Miles Driven:

		Ride Type:	
Total Miles Driven:	1,611,260	Medical:	31,766
		Employment:	58,609
		Nutrition:	6,166
		Social/Recreation:	67,878
		Education:	68,275
		Shopping:	26,787
		Other:	<u>79,144</u>
		Total:	338,625
Ridership Characteristic:			
Elderly:	33,882		
Disabled:	43,223		
Youth:	63,012		
General Public:	<u>198,508</u>		
Total:	338,625		

Funding and Expenditures:

Section 5311 Funds/JARC/NF:	\$1,531,692.27	Total Administration Costs*:	\$ 886,531.88
Title III-B Funds:	\$ 51,869.00	Total Operating Costs:	<u>\$2,658,340.06</u>
State Funds:	<u>\$ 88,866.00</u>	Total Expenditures:	\$3,544,871.94
Total State and Federal Funds:	\$1,672,427.27	*Includes vehicle insurance costs.	
Local Funds**:	<u>\$1,872,444.67</u>	Insurance Cost:	\$91,167.56
Total Funding:	\$3,544,871.94		

**Local Funds represent 52.82% of Total Funds.

Rider Fares and Bus Donations = \$444,973.00

Total Cost per Ride: \$10.47	State and Federal Cost per Ride: \$ 4.94
Total Cost per Mile: \$ 2.20	State and Federal Cost per Mile: \$ 1.04

ROCS Transit - Lake Andes, South Dakota

Director: Jackie Scott

ROCS Transit serves the counties of Aurora, Bon Homme, Brule, Charles Mix, Douglas, Gregory, and Turner, with projects operating in Beresford, Canton, Wessington Springs, Tripp and Winner. Please call (605) 487-7635 for current days and hours of service operation. ROCS Transit is a Medicaid provider and has 41 vehicles in operation.

<http://rocsinc.org>

Total Ridership and Miles Driven:

		Ride Type:	
Total Miles Driven:	455,733	Medical:	17,152
		Employment:	5,548
		Nutrition:	67,467
		Social/Recreation:	13,554
		Education:	42,284
		Shopping:	25,582
		Other:	<u>3,699</u>
		Total:	175,286
Ridership Characteristic:			
Elderly:	04,265		
Disabled:	15,277		
Youth:	41,126		
General Public:	<u>14,618</u>		
Total:	175,286		

Funding and Expenditures:

Section 5311 Funds:	\$413,883.25	Total Administration Costs*:	\$200,667.82
Title III-B Funds:	\$ 36,339.00	Total Operating Costs:	<u>\$812,157.56</u>
State Funds:	<u>\$ 67,234.00</u>	Total Expenditures:	\$1,012,825.38
Total State and Federal Funds:	\$517,456.25	*Includes vehicle insurance costs.	
Local Funds**:	<u>\$495,369.13</u>	Insurance Cost:	\$27,271.98
Total Funding:	\$1,012,825.38		

****Local Funds represent 48.91% of Total Funds.**

Rider Fares and Bus Donations = \$165,956.00

Total Cost per Ride:	\$6.80	State and Federal Cost per Ride:	\$3.47
Total Cost per Mile:	\$2.22	State and Federal Cost per Mile:	\$1.14

Rosebud Sioux Tribe Transportation - Rosebud, South Dakota

Director: LeRoy Sleeping Bear

Rosebud Sioux Tribe Transportation serves the Rosebud Indian Reservation and communities in Todd and Mellette Counties. Service is provided upon request with regular trips to Rapid City, Pierre, Sioux Falls, Yankton, and Valentine, Nebraska. Call (605) 747-2718 for current days and hours of service operation. Rosebud Sioux Tribe Transportation has 8 vehicles in operation.

Total Ridership and Miles Driven:

		Ride Type:	
Total Miles Driven:	407,634	Medical:	1,071
		Employment:	23,007
		Nutrition:	83
		Social/Recreation:	199
		Education:	588
		Shopping:	2,846
		Other:	<u>40,772</u>
		Total:	68,566
Ridership Characteristic:			
Elderly:	4,767		
Disabled:	106		
Youth:	587		
General Public:	<u>63,106</u>		
Total:	68,566		

Funding and Expenditures:

Section 5311 Funds:	\$146,291.67	Total Administration Costs*:	\$113,047.45
Title III-B Funds:	\$ 0	Total Operating Costs:	<u>\$228,248.15</u>
State Funds:	<u>\$ 27,945.00</u>	Total Expenditures:	\$341,395.60
Total State and Federal Funds:	\$174,236.67	*Includes vehicle insurance costs.	
Local Funds**:	<u>\$167,158.93</u>	Insurance Cost:	\$6,828.00
Total Funding:	\$341,395.60		

**Local Funds represent 48.96% of Total Funds.

Rider Fares and Bus Donations = \$49,467.59

Total Cost per Ride:	\$4.98	State and Federal Cost per Ride:	\$2.54
Total Cost per Mile:	\$0.84	State and Federal Cost per Mile:	\$0.43

Sanborn County Transit - Woonsocket, South Dakota

Director: Myrna Peterson

Sanborn County Transit serves Sanborn County. Service is provided upon request with regular trips to Wessington Springs, Mitchell and Huron. Please call (605) 796-4319 for current days and hours of service operation. Sanborn county has 2 vehicles in operation.

Total Ridership and Miles Driven:

Total Miles Driven: 6,854		Ride Type:	
		Medical:	208
		Employment:	0
		Nutrition:	462
		Social/Recreation:	0
		Education:	0
		Shopping:	1,901
		Other:	<u>0</u>
		Total:	2,571
Ridership Characteristic:			
Elderly:	1,847		
Disabled:	0		
Youth:	0		
General Public:	<u>724</u>		
Total:	2,571		

Funding and Expenditures:

Section 5311 Funds:	\$18,231.98	Total Administration Costs*:	\$14,295.14
Title III-B Funds	\$ 1,852.00	Total Operating Costs:	<u>\$24,100.50</u>
State Funds:	<u>\$ 3,548.00</u>	Total Expenditures:	\$38,395.64
Total State and Federal Funds:	\$23,631.95	*Includes vehicle insurance costs.	
Local Funds**:	<u>\$14,763.69</u>	Insurance Cost:	\$1,712.69
Total Funding:	\$38,395.64		

****Local Funds represent 38.45% of Total Funds.**

Rider Fares and Bus Donations = \$2,127.00

Total Cost per Ride: \$14.93	State and Federal Cost per Ride: \$9.19
Total Cost per Mile: \$ 5.60	State and Federal Cost per Mile: \$3.45

Siouxland Regional Transit System - Sioux City, Iowa

Director: Terry Brewer

Siouxland Regional Transit System (SRTS) is a demand-responsive, ADA accessible, public transit system providing service to residents of Southern Union County, South Dakota. Reservations must be made with a minimum 24 hour advance notice. Call (712) 279-6919 for current days and hours of service operation.

Siouxland Regional Transit System has 2 vehicles in operation.

<http://www.simpco.org/srts/>

Total Ridership and Miles Driven:

		Ride Type:	
Total Miles Driven:	11,393	Medical:	756
		Employment:	0
		Nutrition:	0
		Social/Recreation:	0
		Education:	0
		Shopping:	0
		Other:	<u>40</u>
Total:	796	Total:	796

Ridership Characteristic:	
Elderly:	716
Disabled:	2
Youth:	0
General Public:	<u>78</u>
Total:	796

Funding and Expenditures:

Section 5311 Funds:	\$26,800.46	Total Administration Costs*:	\$11,541.54
Title III-B Funds:	\$ 0	Total Operating Costs:	<u>\$41,582.02</u>
State Funds:	<u>\$ 7,443.00</u>	Total Expenditures:	\$53,123.56
Total State and Federal Funds:	\$34,243.46	*Includes vehicle insurance costs.	
Local Funds**:	<u>\$18,880.10</u>	Insurance Cost:	\$3,746.02
Total Funding:	\$53,123.56		

**Local Funds represent 38.45% of Total Funds.

Rider Fares and Bus Donations = \$3,880.00

Total Cost per Ride: \$66.74	State and Federal Cost per Ride: \$43.02
Total Cost per Mile: \$ 4.66	State and Federal Cost per Mile: \$ 3.01

Spink County Public Transit - Redfield, South Dakota

Director: Lisa Manning

Spink County Public Transit serves Redfield and Spink County. Services in the county and smaller communities upon request. Please call (605) 472-1552 for current days and hours of service operation. Courtesy rides to Redfield Area Concert Association concerts are free of charge. Spink County Public Transit is a Medicaid provider and has 5 vehicles in operation.

<http://www.redfield-sd.com/transportation.html>

Total Ridership and Miles Driven:

		Ride Type:	
Total Miles Driven:	20,752	Medical:	1,370
		Employment:	2,397
		Nutrition:	2,182
		Social/Recreation:	482
		Education:	9,748
		Shopping:	2,258
		Other:	<u>1,187</u>
		Total:	19,624

Ridership Characteristic:			
Elderly:	7,591		
Disabled:	262		
Youth:	9,420		
General Public:	<u>2,351</u>		
Total:	19,624		

Funding and Expenditures:

Section 5311 Funds:	\$ 34,640.29	Total Administration Costs*:	\$19,477.24
Title III-B Funds	\$ 2,614.00	Total Operating Costs:	<u>\$64,544.11</u>
State Funds:	<u>\$ 7,933.00</u>	Total Expenditures:	\$84,021.35
Total State and Federal Funds:	\$ 45,187.29	*Includes vehicle insurance costs.	
Local Funds**:	<u>\$ 38,834.29</u>	Insurance Cost:	\$3,989.50
Total Funding:	\$ 84,021.35		

****Local Funds represent 46.22% of Total Funds.**

Rider Fares and Bus Donations = \$10,547.00

Total Cost per Ride:	\$4.28	State and Federal Cost per Ride:	\$2.30
Total Cost per Mile:	\$4.05	State and Federal Cost per Mile:	\$2.18

Standing Rock Public Transportation - Fort Yates, North Dakota

Director: Pamela Ternes

Standing Rock Public Transportation serves Corson and Walworth Counties in South Dakota and Sioux, Morton, and Burleigh Counties in North Dakota. The transit program offers a variety of services including deviated fixed routes, demand response services, coordinated inter-state services between Bismarck, ND and Pierre, SD and Veterans Hospital trips. Please call (701) 854-8075 for current days and hours of service operation. Standing Rock Public Transportation has 1 vehicle in operation which serves the service area in South Dakota. For a complete schedule go to www.sittingbull.edu/community/transport/index.asp.

Total Ridership and Miles Driven:

		Ride Type:	
Total Miles Driven:	94,172	Medical:	274
		Employment:	4,584
		Nutrition:	0
		Social/Recreation:	0
		Education:	1,335
		Shopping:	0
		Other:	<u>699</u>
		Total:	6,892
Ridership Characteristic:			
Elderly:	298		
Disabled:	33		
Youth:	1,430		
General Public:	<u>5,131</u>		
Total:	6,892		

Funding and Expenditures:

Section 5311 Funds:	\$ 70,880.00	Total Administration Costs*:	\$ 61,964.00
Title III-B Funds	\$ 0	Total Operating Costs:	<u>\$ 95,740.00</u>
State Funds:	<u>\$ 19,920.00</u>	Total Expenditures:	\$157,704.00
Total State and Federal Funds:	\$ 90,800.00	*Includes vehicle insurance costs.	
Local Funds**:	<u>\$ 66,904.00</u>	Insurance Cost:	\$11,00.00
Total Funding:	\$157,704.00		

**Local Funds represent 42.42% of Total Funds.

Rider Fares and Bus Donations = \$96,883.00

Total Cost per Ride:	\$22.88	State and Federal Cost per Ride:	\$13.17
Total Cost per Mile:	\$ 1.67	State and Federal Cost per Mile:	\$ 0.96

Vermillion Public Transit - Vermillion, South Dakota

Director: Barb Ballensky

Vermillion Public Transit serves Vermillion, Burbank, Meckling and the surrounding area. Service is also provided to Sioux Falls Monday through Friday. Please call (605) 624-7433 for current days and hours of service operation. Vermillion Public Transit is a Medicaid provider and ticket agent for the inter-city bus service Jefferson Lines. Vermillion Public Transit has 8 vehicles in operation.

http://www.sesdac.org/vermillion_public_transit.html

Total Ridership and Miles Driven:

		Ride Type:	
Total Miles Driven:	112,281	Medical:	3,138
		Employment:	36,050
		Nutrition:	1,461
		Social/Recreation:	5,059
		Education:	1,744
		Shopping:	19,010
		Other:	<u>462</u>
		Total:	66,924

Ridership Characteristic:	
Elderly:	13,196
Disabled:	30,374
Youth:	2,588
General Public:	<u>20,766</u>
Total:	66,924

Funding and Expenditures:

Section 5311 Funds:	\$135,683.54	Total Administration Costs*:	\$ 81,389.29
Title III-B Funds	\$ 16,660.00	Total Operating Costs:	<u>\$255,713.63</u>
State Funds:	<u>\$ 29,997.00</u>	Total Expenditures:	\$337,102.92
Total State and Federal Funds:	\$182,340.54	*Includes vehicle insurance costs.	
Local Funds**:	<u>\$154,762.38</u>	Insurance Cost:	\$ 5,907.89
Total Funding:	\$337,102.92		

****Local Funds represent 45.91% of Total Funds.**

Rider Fares and Bus Donations = \$24,832.00

Total Cost per Ride:	\$5.04	State and Federal Cost per Ride:	\$2.72
Total Cost per Mile:	\$3.00	State and Federal Cost per Mile:	\$1.62

Watertown Area Transit - Watertown, South Dakota

Director: Pam Kwasniewski

Watertown Area Transit serves the Watertown community. Please call (605) 882-5287 for current days and hours of service operation. 24-hour advance noticed required. Watertown Area Transit is a Medicaid provider and has 11 vehicles in operation.

<https://www.facebook.com/pages/Watertown-Area-Transit/155310517841417>

Total Ridership and Miles Driven:

		Ride Type:	
Total Miles Driven:	109,184	Medical:	4,538
		Employment:	13,827
		Nutrition:	1,411
		Social/Recreation:	6,615
		Education:	15,730
		Shopping:	1,662
		Other:	<u>0</u>
		Total:	43,783
Ridership Characteristic:			
Elderly:	9,424		
Disabled:	9,985		
Youth:	16,178		
General Public:	<u>8,196</u>		
Total:	43,783		

Funding and Expenditures:

Section 5311 Funds:	\$140,000.00	Total Administration Costs*:	\$148,743.30
Title III-B Funds	\$ 11,017.00	Total Operating Costs:	<u>\$256,976.29</u>
State Funds:	<u>\$ 17,459.00</u>	Total Expenditures:	\$405,719.59
Total State and Federal Funds:	\$168,476.00	*Includes vehicle insurance costs.	
Local Funds**:	<u>\$237,243.59</u>	Insurance Cost:	\$5,462.20
Total Funding:	\$405,719.59		

****Local Funds represent 67.35% of Total Funds.**

Rider Fares and Bus Donations = \$56,328.00

Total Cost per Ride:	\$9.27	State and Federal Cost per Ride:	\$3.85
Total Cost per Mile:	\$3.72	State and Federal Cost per Mile:	\$1.54

West River Transit Authority - Spearfish, South Dakota

Director: Barb Cline

West River Transit Authority administrative offices are located in Spearfish. Services are provided in Lawrence, Meade, Custer, Fall River, Butte Counties and in to Pennington County. Please call (605) 642-6613 for current days and hours of service operation. West River Transit Authority is a Medicaid provider and has 38 vehicles in operation.

<http://www.prairiehillstransit.com/>

Total Ridership and Miles Driven:

		Ride Type:
Total Miles Driven:	498,209	Medical: 18,964
		Employment: 30,458
		Nutrition: 4,707
		Social/Recreation: 10,734
		Education: 26,987
		Shopping: 18,019
		Other: <u>3,567</u>
		Total: 113,436
Ridership Characteristic:		
Elderly:	36,536	
Disabled:	12,876	
Youth:	27,366	
General Public:	<u>36,658</u>	
Total:	113,436	

Funding and Expenditures:

Section 5311 Funds/JARC/NF:	\$ 578,190.04	Total Administration Costs*:	\$496,137.11
Title III-B Funds	\$ 74,201.00	Total Operating Costs:	<u>\$963,433.51</u>
State Funds:	<u>\$ 71,513.00</u>	Total Expenditures:	\$1,459,570.62
Total State and Federal Funds:	\$ 723,904.04	*Includes vehicle insurance costs.	
Local Funds**:	<u>\$ 735,666.58</u>	Insurance Cost:	\$62,288.00
Total Funding:	\$1,459,570.62		

****Local Funds represent 50.40% of Total Funds.**

Rider Fares and Bus Donations = \$84,297.00

Total Cost per Ride:	\$12.87	State and Federal Cost per Ride:	\$6.38
Total Cost per Mile:	\$ 2.93	State and Federal Cost per Mile:	\$1.45

Yankton Transit - Yankton, South Dakota

Director: Velda Bentson

Yankton Transit serves the City of Yankton. Service is provided upon request with 24-hour advance notice. Please call (605) 665-4610 for current days and hours of service operation. Yankton Transit is a Medicaid provider and has 21 vehicles in operation.

<http://www.cityofyankton.org/yankton/topics/yanktontransit.php>

Total Ridership and Miles Driven:

		Ride Type:	
Total Miles Driven:	223,724	Medical:	12,753
		Employment:	40,809
		Nutrition:	14,577
		Social/Recreation:	17,377
		Education:	42,699
		Shopping:	5,414
		Other:	<u>112</u>
		Total:	133,741
Ridership Characteristic:			
Elderly:	27,812		
Disabled:	38,387		
Youth:	45,936		
General Public:	<u>21,606</u>		
Total:	133,741		

Funding and Expenditures:

Section 5311 Funds:	\$187,114.01	Total Administration Costs*:	\$105,728.79
Title III-B Funds	\$ 14,498.00	Total Operating Costs:	<u>\$354,742.67</u>
State Funds:	<u>\$ 41,188.00</u>	Total Expenditures:	\$460,471.46
Total State and Federal Funds:	\$242,800.01	*Includes vehicle insurance costs.	
Local Funds**:	<u>\$217,671.45</u>	Insurance Cost:	\$14,089.97
Total Funding:	\$460,471.46		

****Local Funds represent 47.27% of Total Funds.**

Rider Fares and Bus Donations = \$124,281.00

Total Cost per Ride:	\$3.44	State and Federal Cost per Ride:	\$1.82
Total Cost per Mile:	\$2.06	State and Federal Cost per Mile:	\$1.09

Other Transit Program Information

Rural Technical Assistance Program (RTAP)

RTAP provides a source of funding to assist in the design and implementation of training and technical assistance projects and other support services tailored to meet the needs of transit operators in rural areas.

In FY 2012, South Dakota received \$94,496 in RTAP funds.

FTA Section 5303 Metropolitan Transit Planning Program

\$373,725 in Section 5303 funds were awarded to conduct transit planning studies in FY 2012. These funds have been consolidated with other Metropolitan Transit Funds and are administered through a separate program of SDDOT.

State Funds for Public Transportation in Urban Areas

\$75,000 in State Funds were granted to the transit organizations in Rapid City and Sioux Falls. These organizations are direct recipients of funding from the Federal Transit Administration. These State dollars help meet the local matching fund requirements of the Federal grants.

Drug and Alcohol Testing for Section 5311 Rural Public Transit Agencies

Federal laws required Section 5311 Rural Public Transportation operators to conduct drug and alcohol testing of safety-sensitive employees. Six types of testing are required: pre-employment, random selection, post accident, reasonable suspicion, return-to-duty after testing positive, and follow-up testing on persons who previously tested positive.

	# Drug / Alcohol Tests Conducted in 2012	Negative for Drugs / Alcohol	Positive for Drugs / Alcohol
Pre-Employment	116	115	1
Random Selection	167	164	3
Post Accident	8	7	1
Reasonable Suspicion	0	0	0
Return to Duty	0	0	0
Follow-Up	0	0	0

**South Dakota Department of Transportation
Division of Finance & Management
Office of Air, Rail and Transit
700 East Broadway Avenue
Pierre, South Dakota 57501-2586
Melissa.Hull@state.sd.us—605/773-7038
Lisa.Donner@state.sd.us—605/773-4169**
