

State of South Dakota Department of Transportation

Public and Specialized Transportation Fiscal Year 2018



Prepared by the South Dakota Department of Transportation
Division of the Secretariat
Office of Air, Rail and Transit
700 E Broadway Avenue
Pierre, SD 57501



Table of Contents

Program Summary	2
Executive Summary	3
Statewide Statistics	7
Fiscal Year 2018 Specialized Transportation Statistics	8
Fiscal Year 2018 Rural Transportation Statistics	9
Funding Sources of Rural Public Transit Systems Fiscal Year 2018	10
South Dakota Rural Transit Statistics.....	11-31
Dakota Transit Association Conference	32
Dakota Transit Association Driver Training and Roadeo.....	33

Program Summary

The Annual Transit Report is prepared by the South Dakota Department of Transportation (SDDOT) to provide citizens, transportation providers, public officials and other stakeholders an overview of transit in South Dakota. This report provides a summary of public and specialized transportation programs along with detailed operational and financial data.

This report is published annually and condenses the fiscal year administration and operational records for the 21 rural public transit systems as well as one inter-city bus system in South Dakota. The report is published largely to provide information about the performance of the public transit programs for the fiscal year. The report is distributed and available to state and local officials, support agencies, boards of directors, and the public.


During Fiscal Year 2018, 444 vehicles partially funded by the Federal Transit Administration (FTA) provided rural public and special transportation services in South Dakota. Federal funding sources included: Section 5339, 5310, 5311, and some non-FTA funded vehicles receiving FTA Section 5311 operating funds. These vehicles traveled 5,150,097 miles and provided 1,630,659 rides during Fiscal Year 2018.

The transit systems operating in Sioux Falls and Rapid City receive FTA Section 5307 urban transit capital and operating funds directly from FTA and 5339 funds from the State of South Dakota for vehicles and facilities. In FY 2018, Sioux Falls and Rapid City public transit vehicles traveled 1,790,419 miles and provided 1,314,874 rides. In FY18, the River Cities Sioux Falls Operating Project provided 24,704 rides and traveled 63,302 miles.

Public and special transportation service providers are a key element in the successful implementation of numerous state policy objectives. Among those is the effort to keep elderly citizens and citizens with disabilities in their own homes and active members of their community.

Please send any questions or comments to:

South Dakota Department of Transportation
Division of Secretariat- Office of Air, Rail and Transit
700 East Broadway Avenue
Pierre, South Dakota
57501-2586 605-773-3574



Executive Summary

Approximately 21 rural and 19 specialized transit organizations provide service within South Dakota. These transit organizations assist elderly citizens, citizens with disabilities, youth, the public and low-income citizens to gain access to needed medical, nutrition, education, employment, social and commercial services, particularly in the rural areas of South Dakota. Public transit providers range in size from those which provide daily fixed route and demand-response services with schedules and destinations determined on a day-to-day basis.

The South Dakota Department of Transportation, Office of Air, Rail and Transit administers several programs through the FTA which support public and specialized transportation service providers in South Dakota. These programs include:

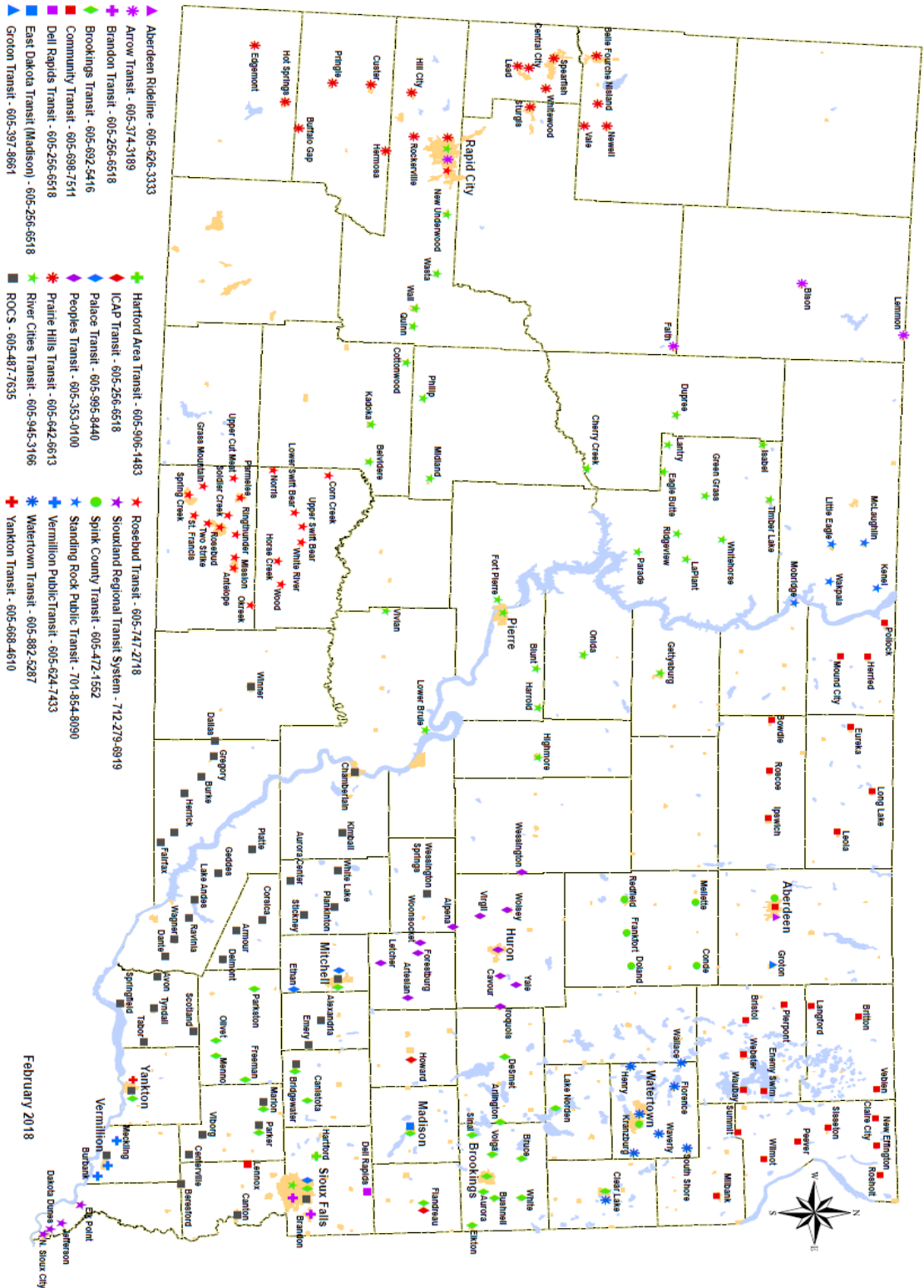
- Section 5303 provides urban transit planning assistance program funds and transit planning activities in the metropolitan areas of South Dakota including Sioux Falls and Rapid City.
- Section 5304 provides statewide rural planning and research. At the state's discretion, the funds may be used for statewide planning, technical assistance, planning support, research and development for non-urbanized areas.
- Bus and Bus Facilities Section 5339 provides capital funding through formula and discretionary funds to replace, rehabilitate, and purchase buses and related equipment and to construct bus related facilities. Eligible applicants include public agencies and private non-profits engaged in public transportation, including organizations that provide services dependent on age, disability or low-income.
- Section 5310 provides capital grants and operating funds to private nonprofit organizations and governmental authorities where no non-profit organizations are available to support transportation for seniors and individuals with disabilities.
- Section 5311 provides capital, administration, and operating grants for public transportation service projects in non-urbanized areas (less than 50,000 population). One of the main goals of Section 5311 funding is to enhance the access of people in non-urbanized areas to health care, shopping, education, employment, public services, and recreation.
- Section 5311(b)(3) Rural Technical Assistance Program (RTAP) provides funds to support the training and technical assistance needs of rural transit operators and drivers.

The Office of Air, Rail and Transit grants state dollars to help meet the local matching fund requirements of sub grantees. The Office of Air, Rail and Transit and the South Dakota Department of Human Services, Division of Long-Term Services and Supports (LTSS) work in close coordination in matters pertaining to transportation services for people who are elderly or have disabilities. Each year, LTSS provides funds which are dispersed through the Office of Air, Rail and Transit to offset transportation costs for some agencies. Transportation is considered a supportive function eligible through Title III-B. These funds are referred to as Title III-B funds throughout this book.



Public Transit in South Dakota

South Dakota Communes Served By Rural Transit Providers

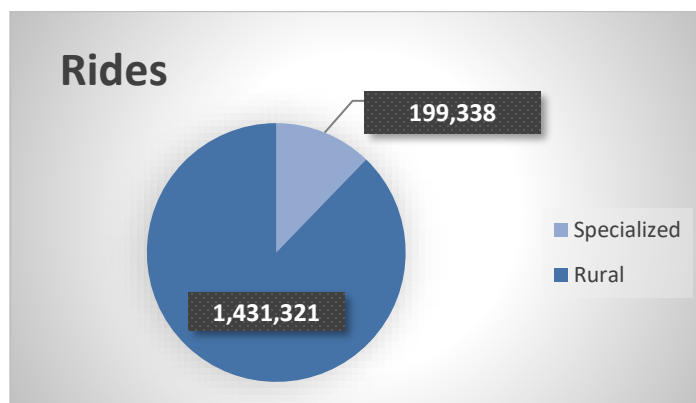
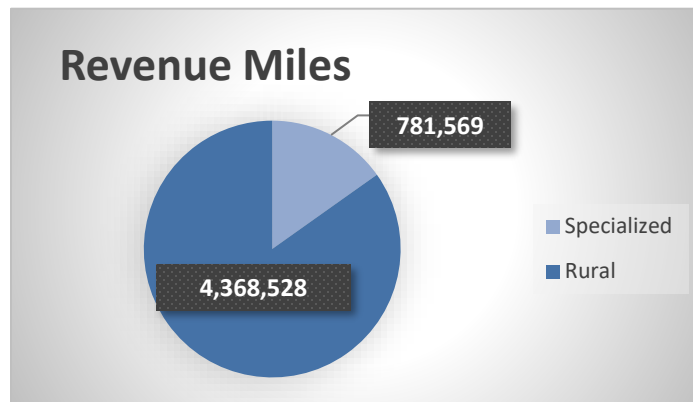


Statewide Statistics

The statewide statistic graphs and charts presents operational data. Operational data includes revenue vehicle miles and total trips.

Operational Statistics

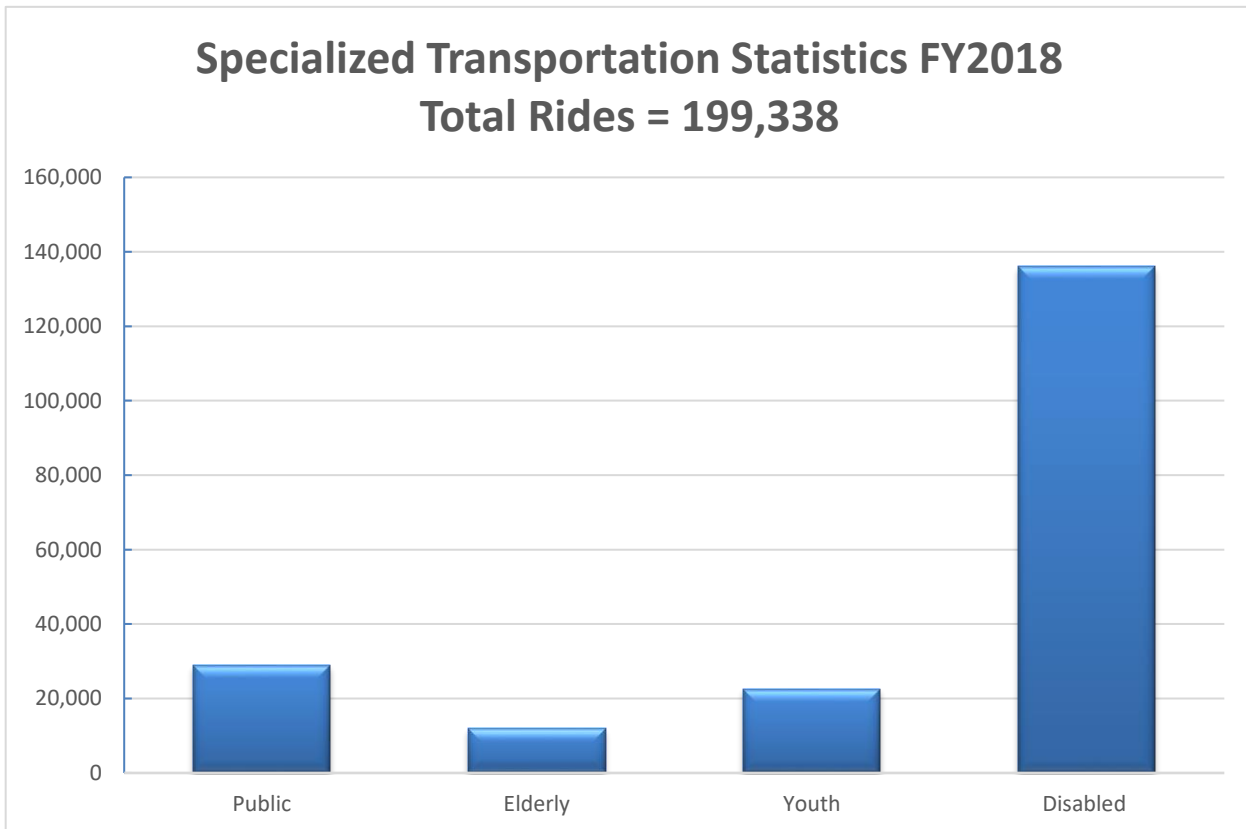
	Operations	
	Revenue Vehicle Miles	Rides
Rural	4,368,528	1,431,321
Specialized	781,569	199,338
Total	5,150,097	1,630,659



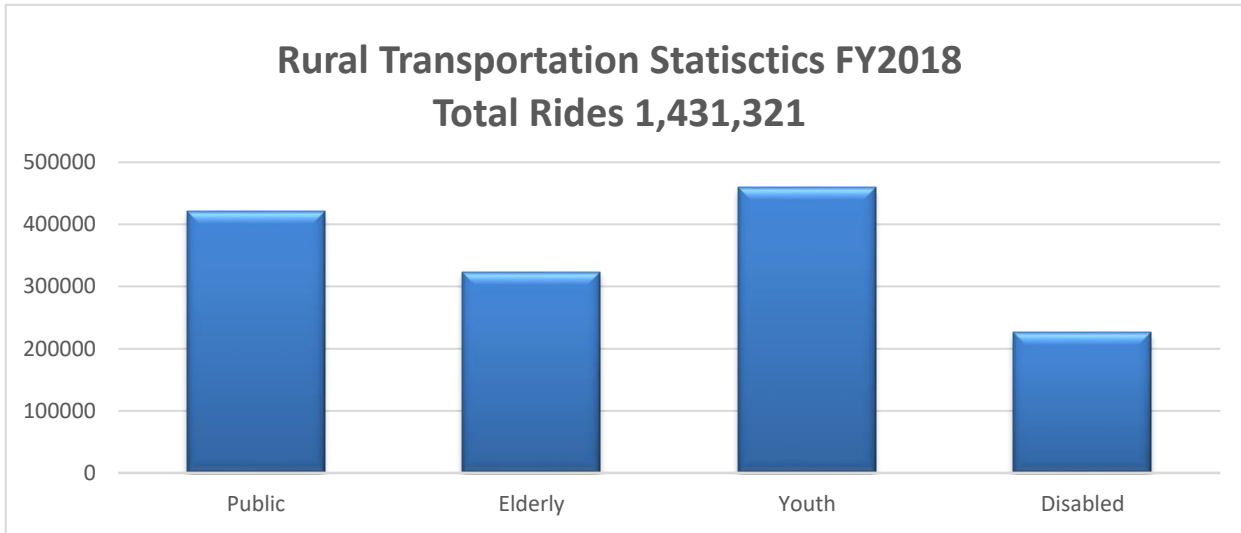
Fiscal Year 2018 Specialized Transportation Statistics

In FY 2018, 74 vehicles funded under FTA Section 5309, 5339 and 5310 programs provided specialized transportation in South Dakota. These vehicles total traveled 781,569 miles and provided 199,338 rides.

The graph indicates citizens with disabilities were the major users of specialized transportation services in South Dakota during Fiscal Year 2018.



Fiscal Year 2018 Rural Transportation Statistics



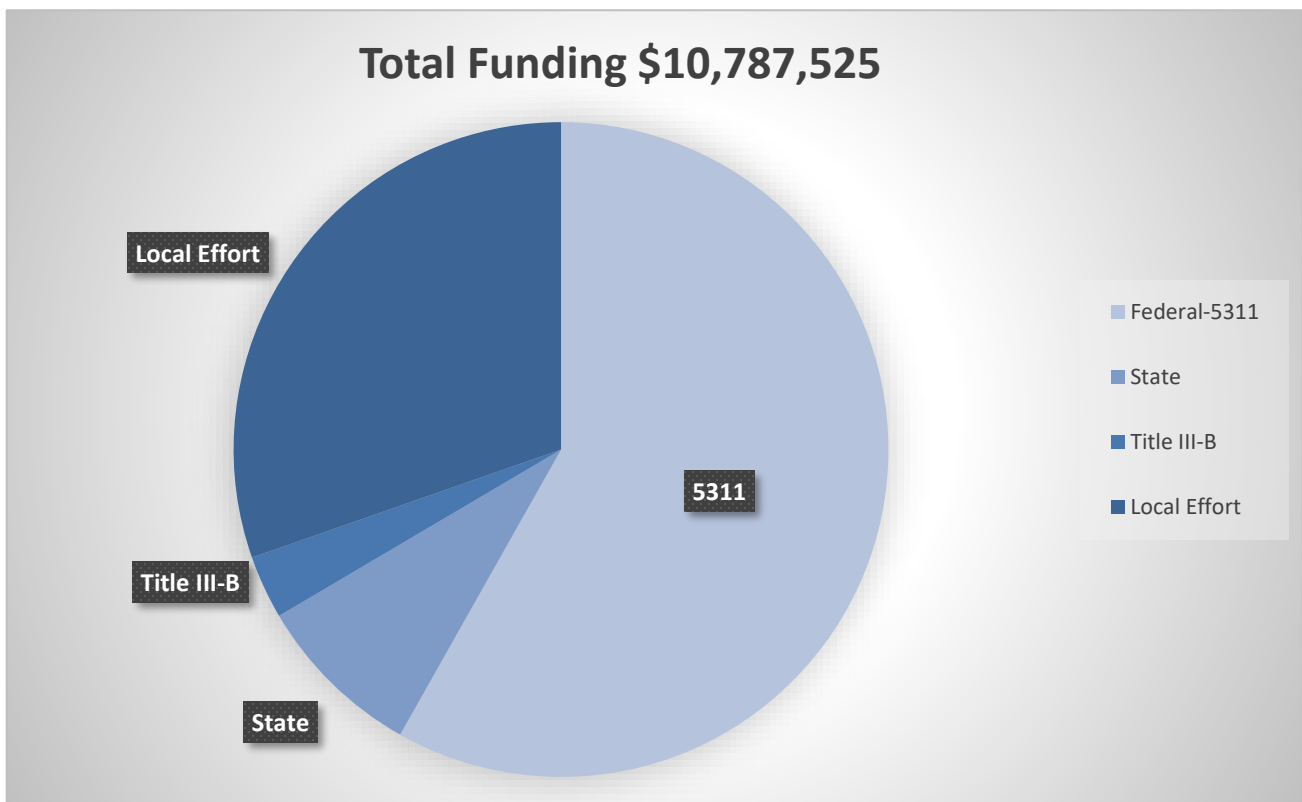
During Fiscal Year 2018, 21 organizations provided rural public demand-response transportation services in South Dakota. These organizations operated 370 vehicles and contracted with several taxi cab companies. These vehicles traveled 4,368,528 miles and provided 1,431,321 rides.

The Section 5311 program treats project administration expenses as a separate cost category from capital and operating expenses. Administration expenses are considered “non-operating” and are funded at 82.82% federal share. Operating expenses are considered those costs directly related to system operation. Net operating expenses remain after operating revenues are subtracted from eligible operating expenses.

Operating expenses are funded at 51.76% federal share of the net operating expenses. Local funds for the 21 rural public transit agencies represent over 3.27 million to keep the rural public transits operating. Local funds for the purposes of this report may include contracts with other agencies, revenue generated from advertising, fares, Medicaid and others. If transit agencies expend all federal funds before the end of the fiscal year local funds cover the remaining operational expenses for the year.

Funding Sources of Rural Public Transit Systems Fiscal Year 2018

	5311-Paid	State	Title III-B	Local Effort* (other than state and Title III-B)	Total
Rural 5311	\$6,276,072	\$900,000	\$337,475	\$3,273,978	\$10,787,525



*Local effort is a combination of Medicaid, contracts and other sources of local funds from the communities served. The total local effort does not take into consideration state funds or Title III-B Funds. These two funds are an allowable source of local match.

City of Aberdeen- Aberdeen Ride Line

Address: 205 North 4th St. Aberdeen, SD 57401
Phone: (605) 626-3333
Contact: Tom Wanttie
Email: tom.wanttie@aberdeen.sd.us
Website: aberdeen.sd.us

System Characteristics

Service Type: Demand Response
Service Hours: M-F 7:15AM-6:30PM
Fare Structure: \$2 one-way
Service Area: City of Aberdeen

Ridership Characteristics

Elderly	13,378
Disabled	12,053
Youth	31,768
Public	<u>17,635</u>
Total	74,834

Ride Type

Medical	14,448
Employment	11,512
Nutrition	72
Social	11,816
Education	31,908
Shopping	4,308
Other	<u>770</u>
Total	74,834

Funding and Expenditures

Section 5311 Awarded**	\$227,813
Revenue	\$124,202
Local Match	\$106,803
Title III-B Funds**	<u>\$ 15,916</u>
Total	\$474,734

State Funds** \$ 58,353

Total Cost per Ride \$6.34

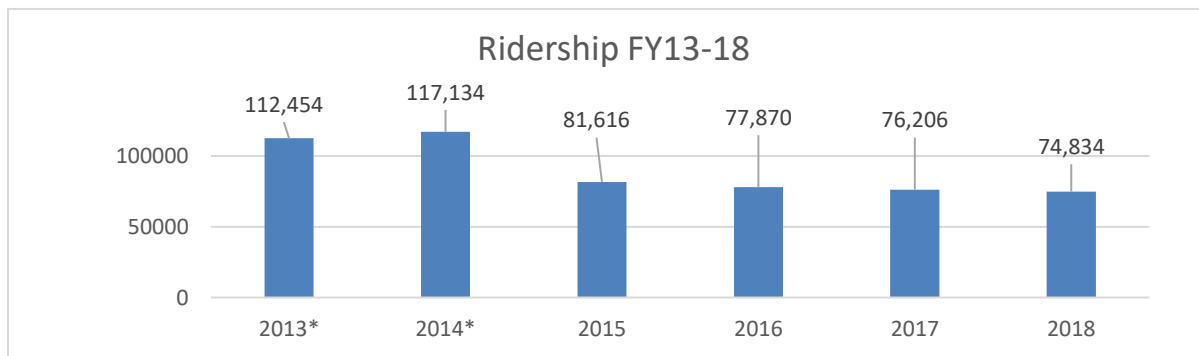
Total Cost per Mile \$2.45

State & Federal Cost per Ride \$4.04

State & Federal Cost per mile \$1.56

Total Revenue Hours 14,267

Total Revenue Miles 193,388



*In FY13 and FY14 Aspire vehicles were counted in the total ridership

** State and Federal Cost per ride/mile is Section 5311, Title III-B Funds and State Funds together divided by rides/miles.

Arrow Public Transit- Lemmon, South Dakota

Address: 2015 Tumble Weed Trail Spearfish, SD 57783
Phone: (605) 642-6613
Contact: Barb Cline
Email: bkcline@prairiehillstransit.com
Website: prairiehillstransit.com

System Characteristics

Service Type: Demand Response
Service Hours: M-F 7:30AM-4:15PM
 Sunday 8AM-1PM
Fare Structure: \$4 per day
Service Area: Lemmon, Bison
 and Faith

Ridership Characteristics

Elderly	11,440
Disabled	3,607
Youth	6,604
Public	<u>3,536</u>
Total	25,187

Ride Type

Medical	1,350
Employment	3,590
Nutrition	4,336
Social	4,038
Education	4,881
Shopping	6,992
Other	<u>0</u>
Total	25,187

Funding and Expenditures

Section 5311 Awarded**	\$123,670
Revenue	\$ 41,391
Local Match	\$ 46,187
Title III-B Funds**	<u>\$ 10,829</u>
Total	\$222,077

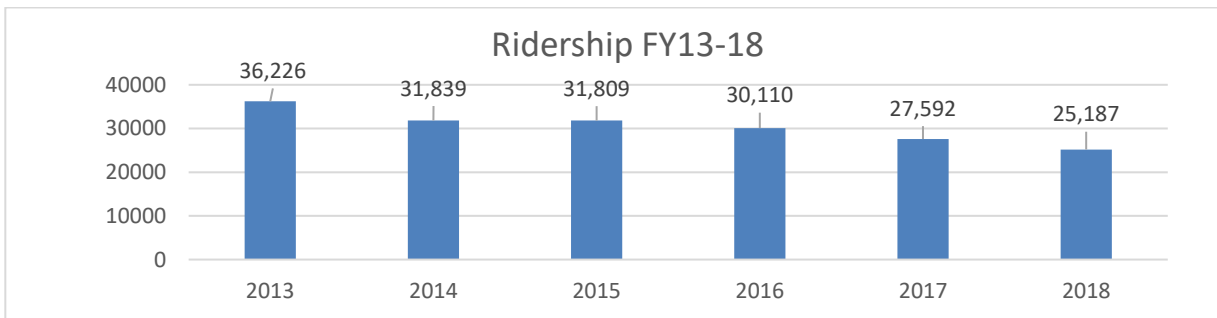
State Funds** \$39,917

Total Cost per Ride \$8.82

Total Cost per Mile \$2.47

State & Federal Cost per Ride \$6.92

State & Federal Cost per mile \$1.94



** State and Federal Cost per ride/mile is Section 5311, Title III-B Funds and State Funds together divided by rides/miles.

Brandon Transit- Brandon, South Dakota

Address: 304 Main St. Brandon, SD 57005
Phone: (605) 256-6518
Contact: Scott Finck
Email: sfinck@interlakescap.com
Website: cityofbrandon.org

System Characteristics

Service Type: Demand Response
Service Hours: M-F 8AM-3:30PM
Fare Structure: \$1.50 one-way
Service Area: City of Brandon

Ridership Characteristics

Elderly	3,692
Disabled	1,216
Youth	7,885
Public	<u>479</u>
Total	13,272

Ride Type

Medical	877
Employment	1,297
Nutrition	24
Social	1,328
Education	7,781
Shopping	1,965
Other	<u>0</u>
Total	13,272

Funding and Expenditures

Section 5311 Awarded**	\$ 59,523
Revenue	\$ 18,396
Local Match	\$ 39,810
Title III-B Funds**	<u>\$ 1,131</u>
Total	\$118,860

State Funds** \$ 17,634

Total Cost per Ride \$8.96

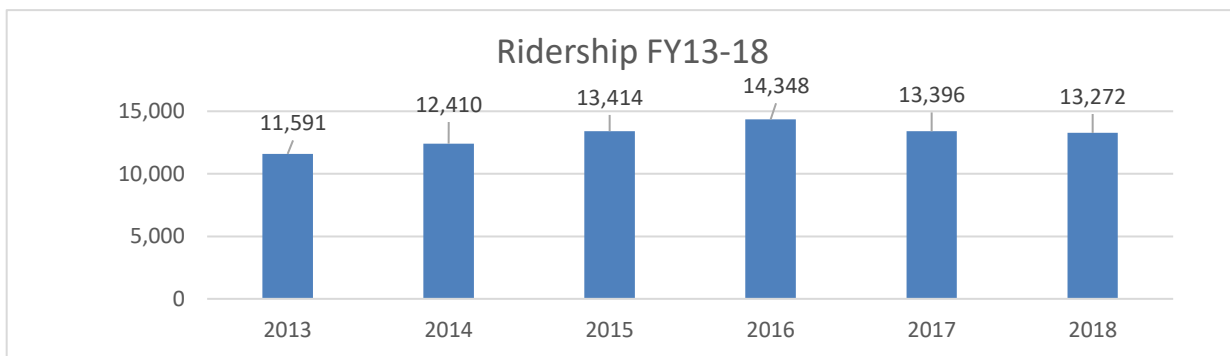
Total Cost per Mile \$4.98

State & Federal Cost per Ride \$5.90

State & Federal Cost per mile \$3.28

Total Revenue Hours 2,917

Total Revenue Miles 23,870



** State and Federal Cost per ride/mile is Section 5311, Title III-B Funds and State Funds together divided by rides/miles.

Brookings Area Transit- Brookings, South Dakota

Address: 418 Western Ave. Brookings, SD 57006
Phone: (605) 692-2222
Contact: Brenda Schweitzer
Email: bschweitzer@brookingsareatransit.com
Website: brookingsareatransit.com

System Characteristics

Service Type: Demand Response
Service Hours: M-F 5AM-11PM
 Sat/Sun 7AM-1PM
Fare Structure: \$2 one-way trip
Service Area: Brookings, Aurora, Volga, Sinai, Bruce,
 Bushnell, White, Flandreau, Estelline,
 Elkton, Freeman, Arlington, Menno,
 Bridgewater, Marion, Salem, Parkston,
 Olivette & Canistota

Ridership Characteristics

Elderly	33,075
Disabled	22,413
Youth	44,867
Public	<u>47,853</u>
Total	148,208

Ride Type

Medical	14,796
Employment	34,737
Nutrition	1,454
Social	56,154
Education	34,094
Shopping	6,973
Other	<u>0</u>
Total	148,208

Funding and Expenditures

Section 5311 Awarded**	\$ 665,752
Revenue	\$ 218,013
Local Match	\$ 376,140
Title III-B Funds**	<u>\$ 17,621</u>
Total	\$1,277,526

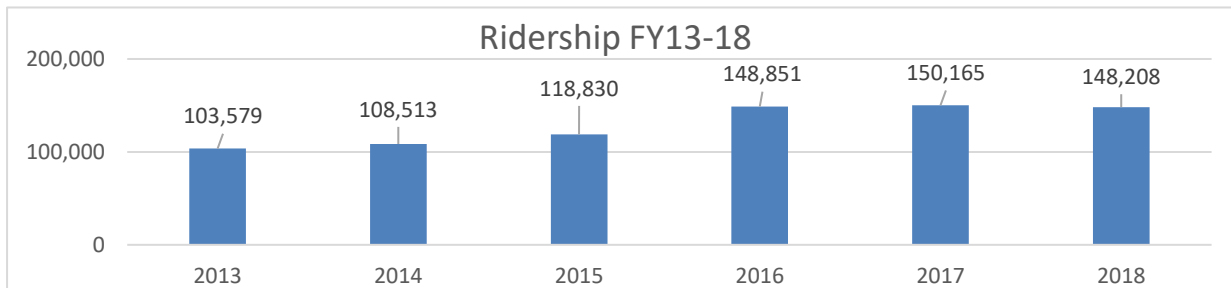
State Funds** \$58,764

Total Cost per Ride \$8.62

Total Cost per Mile \$2.69

State & Federal Cost per Ride \$5.01

State & Federal Cost per mile \$1.56



** State and Federal Cost per ride/mile is Section 5311, Title III-B Funds and State Funds together divided by rides/miles.

Community Transit- Sisseton, South Dakota

Address: 811 4th Ave. East Sisseton, SD 57262
Phone: (605) 698-7511
Contact: Kathy Holman
Email: comtran@venturecomm.net
Website: N/A

System Characteristics

Service Type: Demand Response
Service Hours: Varies on based on site
Fare Structure: \$1 one-way trip. Out of town varies based on mileage and passengers
Service Area: Campbell, McPherson, Edmunds, Marshall, Day, Roberts, Grant and Lincoln

Ridership Characteristics

Elderly	35,888
Disabled	3,500
Youth	40,930
Public	<u>6,652</u>
Total	86,970

Ride Type

Medical	8,632
Employment	2,326
Nutrition	16,182
Social	4,660
Education	38,863
Shopping	10,060
Other	<u>6,247</u>
Total	86,970

Funding and Expenditures

Section 5311 Awarded**	\$ 268,661
Revenue	\$ 87,101
Local Match	\$ 109,833
Title III-B Funds**	<u>\$ 33,041</u>
Total	\$ 498,636

State Funds** \$50,195

Total Cost per Ride \$5.73

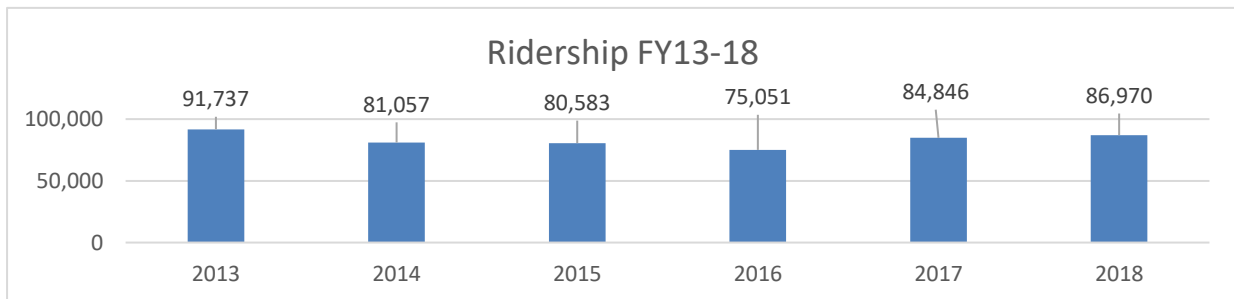
Total Cost per Mile \$1.60

State & Federal Cost per Ride \$4.05

State & Federal Cost per mile \$1.13

Total Revenue Hours 19,423

Total Revenue Miles 311,016



** State and Federal Cost per ride/mile is Section 5311, Title III-B Funds and State Funds together divided by rides/miles.

City of Dell Rapids- Dell Rapids, South Dakota

Address: 302 E 4th St. Dell Rapids, SD 57022
Phone: (605) 256-6518
Contact: Scott Finck
Email: sfinck@interlakescap.com
Website: cityofdellrapids.org

System Characteristics

Service Type: Demand Response
Service Hours: M-F 8AM-3:30PM
Fare Structure: \$2 for one-way ride
Service Area: City of Dell Rapids

Ridership Characteristics

Elderly	659
Disabled	10
Youth	5,348
Public	<u>58</u>
Total	6,075

Ride Type

Medical	119
Employment	33
Nutrition	61
Social	150
Education	5,351
Shopping	361
Other	<u>0</u>
Total	6,075

Funding and Expenditures

Section 5311 Awarded**	\$22,499
Revenue	\$ 7,666
Local Match	\$12,394
Title III-B Funds**	<u>\$ 1,131</u>
Total	\$43,690

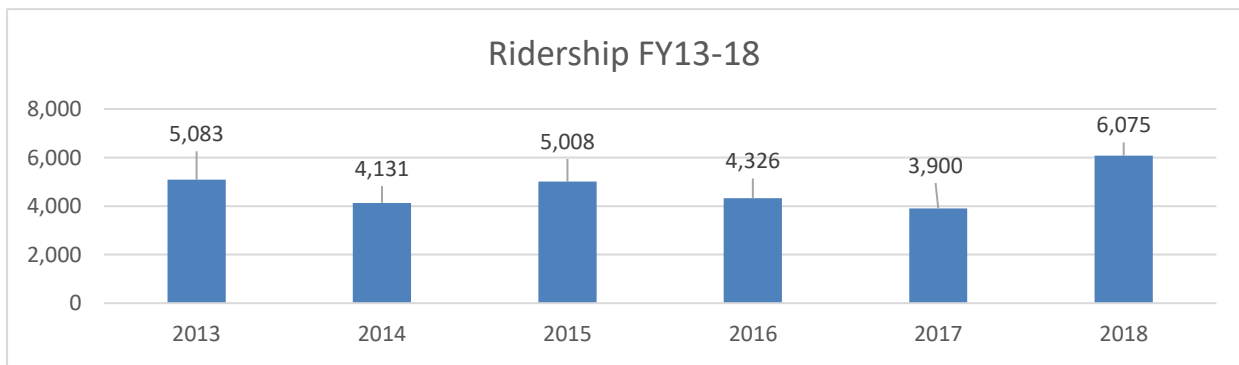
State Funds** \$17,188

Total Cost per Ride \$7.19

Total Cost per Mile \$6.51

State & Federal Cost per Ride \$6.72

State & Federal Cost per mile \$6.08



** State and Federal Cost per ride/mile is Section 5311, Title III-B Funds and State Funds together divided by rides/miles.

East Dakota Transit- Madison, South Dakota

Address: 820 SW 7th St. Madison, SD 57042
Phone: (605) 256-6518
Contact: Scott Finck
Email: sfinck@interlakescap.com
Website: eastdakotatransit.org

System Characteristics

Service Type: Demand Response
Service Hours: M-F 8AM-4PM
 Sunday 8AM-12PM
Fare Structure: \$2 per one-way trip
Service Area: City of Madison

Ridership Characteristics

Elderly	5,134
Disabled	7,782
Youth	6,054
Public	<u>103</u>
Total	19,073

Ride Type

Medical	687
Employment	10,635
Nutrition	391
Social	1,014
Education	6,062
Shopping	284
Other	<u>0</u>
Total	19,073

Total Revenue Hours 3,506
Total Revenue Miles 28,936

Funding and Expenditures

Section 5311 Awarded**	\$ 76,183
Revenue	\$ 34,758
Local Match	\$ 40,860
Title III-B Funds**	<u>\$ 4,809</u>
Total	\$156,610

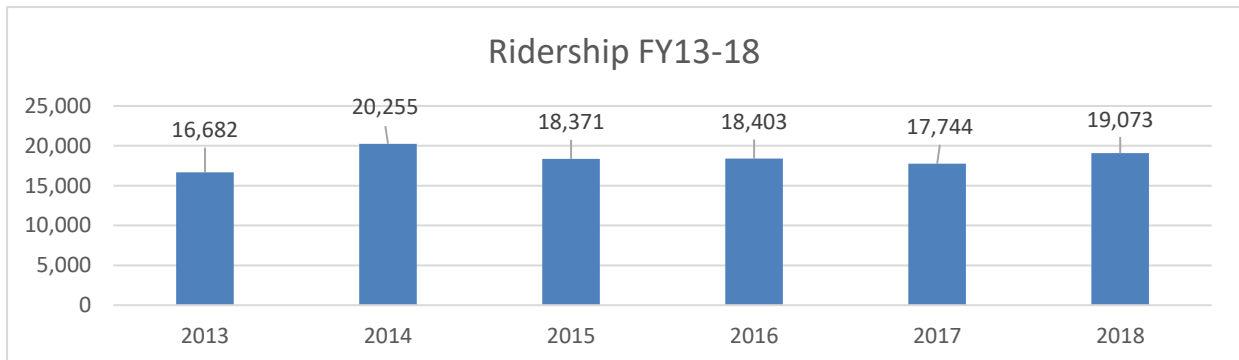
State Funds** \$ 22,987

Total Cost per Ride \$8.21

Total Cost per Mile \$5.41

State & Federal Cost per Ride \$5.45

State & Federal Cost per mile \$3.59



** State and Federal Cost per ride/mile is Section 5311, Title III-B Funds and State Funds together divided by rides/miles.

Groton Transit-Groton, South Dakota

Address: 205 East 2nd Ave. Groton, SD 57445
Phone: (605) 397-8661
Contact: Arlis Doeden
Email: gct@nvc.net
Website: N/A

System Characteristics

Service Type: Demand Response
Service Hours: M-F 8AM-4PM
Fare Structure: \$1 per one-way trip
Service Area: City of Groton

Ridership Characteristics

Elderly	838
Disabled	351
Youth	7,572
Public	<u>10</u>
Total	8,771

Ride Type

Medical	459
Employment	263
Nutrition	0
Social	524
Education	7,494
Shopping	25
Other	<u>6</u>
Total	8,771

Funding and Expenditures

Section 5311 Awarded**	\$39,443
Revenue	\$20,621
Local Match	\$15,280
Title III-B Funds**	<u>\$ 523</u>
Total	\$75,867

State Funds** \$18,432

Total Cost per Ride \$8.65

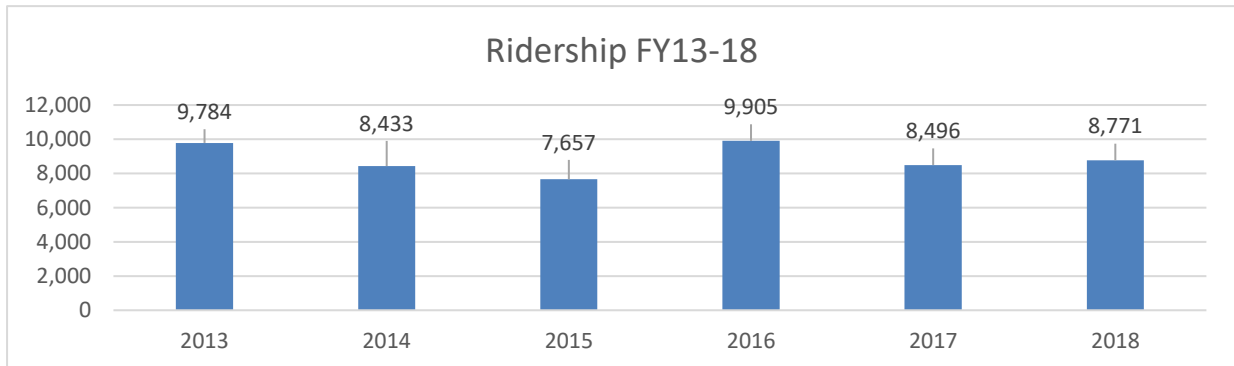
Total Cost per Mile \$6.20

State & Federal Cost per Ride \$6.66

State & Federal Cost per mile \$4.77

Total Revenue Hours 2,177

Total Revenue Miles 12,241



** State and Federal Cost per ride/mile is Section 5311, Title III-B Funds and State Funds together divided by rides/miles.

Hartford Transit-Hartford, South Dakota

Address: 125 N. Main Ave. Hartford, SD 57033
Phone: (605) 528-6187
Contact: Scott Finck
Email: sfinck@interlakescap.com
Website: hartfordsd.us

System Characteristics

Service Type: Demand Response
Service Hours: M/W/F 8AM-4PM
 T-out of town 8AM-4PM
Fare Structure: \$2 per one-way trip
Service Area: City of Hartford

Ridership Characteristics

Elderly	1,044
Disabled	175
Youth	55
Public	<u>67</u>
Total	1,341

Ride Type

Medical	586
Employment	82
Nutrition	76
Social	320
Education	21
Shopping	256
Other	<u>0</u>
Total	1,341

Total Revenue Hours 951
Total Revenue Miles 8,327

Funding and Expenditures

Section 5311 Awarded**	\$20,401
Revenue	\$ 5,923
Local Match	\$ 9,709
Title III-B Funds**	<u>\$ 1,852</u>
Total	\$37,885

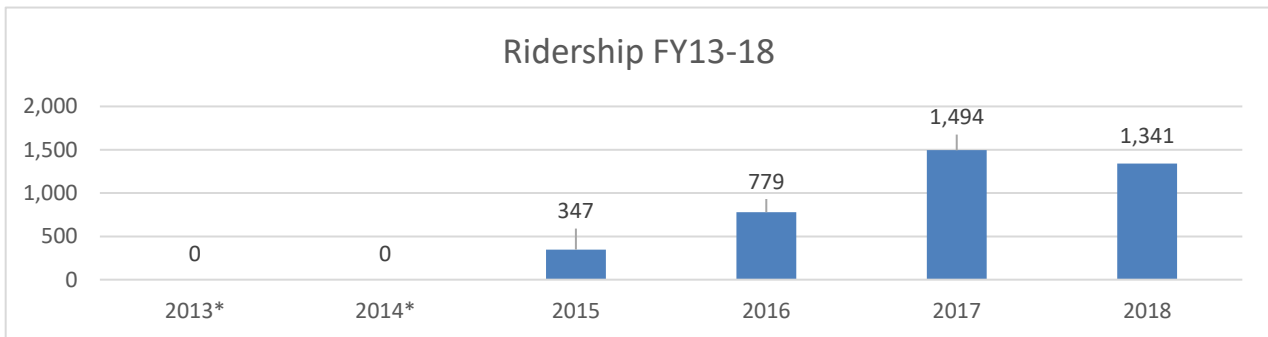
State Funds** \$15,312

Total Cost per Ride \$28.25

Total Cost per Mile \$4.55

State & Federal Cost per Ride \$28.01

State & Federal Cost per mile \$4.51



*Hartford Transit was not established until FY15.

** State and Federal Cost per ride/mile is Section 5311, Title III-B Funds and State Funds together divided by rides/miles.

ICAP Transit-Madison, South Dakota

Address: 111 North Van Eps Madison, SD 57042
Phone: (605) 256-6518
Contact: Scott Finck
Email: sfinck@interlakescap.com
Website: interlakescap.com

System Characteristics

Service Type: Demand Response
Service Hours: M-F 8AM-4PM
Fare Structure: \$2 per one-way trip
Service Area: Miner and Moody Counties

Ridership Characteristics

Elderly	3,570
Disabled	675
Youth	4,843
Public	<u>110</u>
Total	9,198

Ride Type

Medical	1,199
Employment	258
Nutrition	767
Social	1,252
Education	4,845
Shopping	877
Other	<u>0</u>
Total	9,198

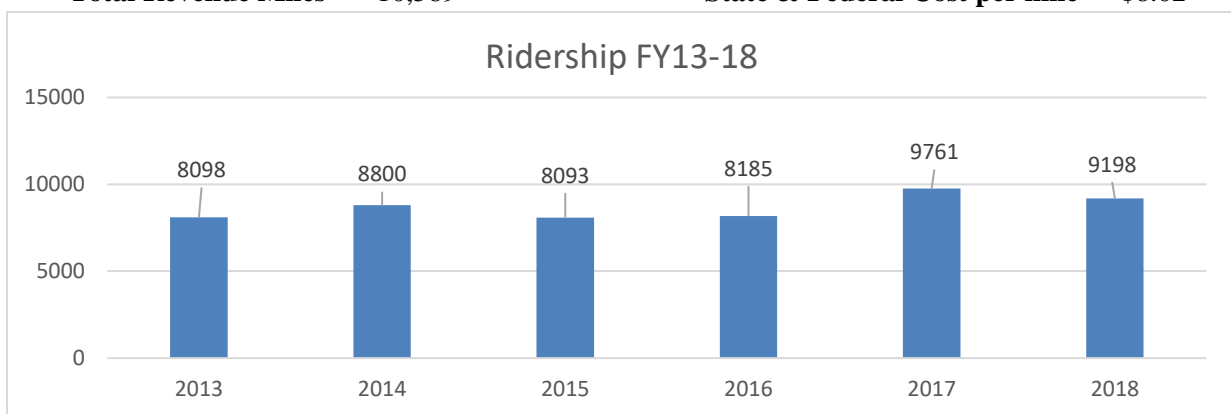
Total Revenue Hours 2,526
Total Revenue Miles 10,589

Funding and Expenditures

Section 5311 Awarded**	\$ 54,964
Revenue	\$ 17,462
Local Match	\$ 28,247
Title III-B Funds**	<u>\$ 4,631</u>
Total	\$105,304

State Funds** \$ 25,310

Total Cost per Ride	\$11.45
Total Cost per Mile	\$9.94
State & Federal Cost per Ride	\$9.23
State & Federal Cost per mile	\$8.02



** State and Federal Cost per ride/mile is Section 5311, Title III-B Funds and State Funds together divided by rides/miles.

Palace Transit-Mitchell, South Dakota

Address: 300 West 1st Ave. Mitchell, SD 57301
Phone: (605) 995-8440
Contact: Jessica Pickett
Email: jpickett@cityofmitchell.org
Website: cityofmitchell.org

System Characteristics

Service Type: Demand Response
Service Hours: M-F 5:30AM-8PM
Fare Structure: \$2 per one-way trip
 7:30AM-4:30PM
Service Area: City of Mitchell

Ridership Characteristics

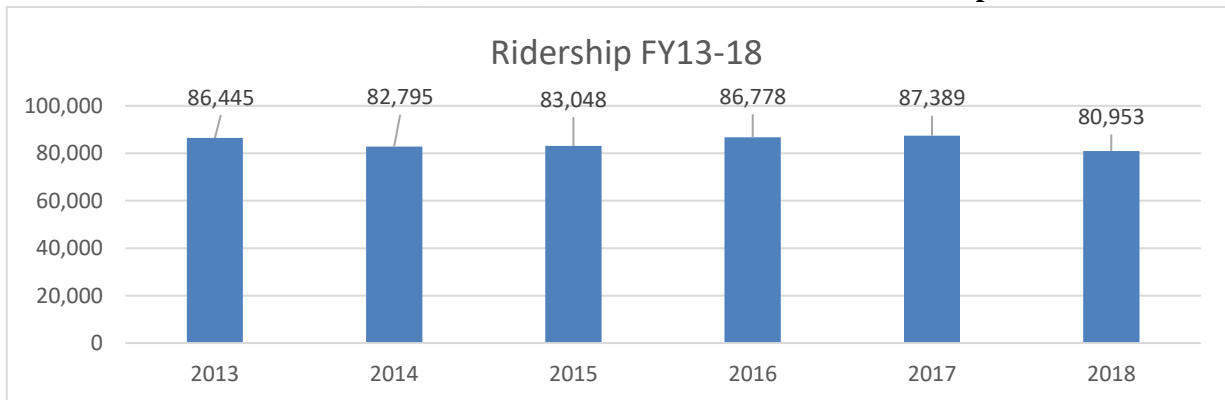
Elderly	16,742
Disabled	31,476
Youth	26,132
Public	<u>6,603</u>
Total	80,953

Ride Type

Medical	11,480
Employment	26,809
Nutrition	2,370
Social	12,004
Education	26,856
Shopping	1,434
Other	<u>0</u>
Total	80,953

Funding and Expenditures

Section 5311 Awarded**	\$377,873
Revenue	\$125,562
Local Match	\$228,708
Title III-B Funds**	<u>\$ 19,697</u>
Total	\$751,840
State Funds**	\$ 67,051
Total Cost per Ride	\$9.29
Total Cost per Mile	\$4.63
State & Federal Cost per Ride	\$5.74
State & Federal Cost per mile	\$2.86



** State and Federal Cost per ride/mile is Section 5311, Title III-B Funds and State Funds together divided by rides/miles.

People's Transit-Huron, South Dakota

Address: 120 Wyoming SW Huron, SD 57350
Phone: (605) 353-0100
Contact: Gayle Kludt
Email: gayle.peoplestransit@midconetwork.com
Website: peoplestransithuron.com

System Characteristics

Service Type: Demand Response
Service Hours: M-F 6AM-6PM
Fare Structure: Youth \$2.50
 Adult \$3.50
Service Area: Beadle & Sanborn Counties

Ridership Characteristics

Elderly	17,298
Disabled	19,684
Youth	35,897
Public	<u>14,211</u>
Total	87,090

Ride Type

Medical	23,419
Employment	12,159
Nutrition	440
Social	10,404
Education	30,134
Shopping	4,404
Other	<u>6,130</u>
Total	87,090

Total Revenue Hours 27,410
Total Revenue Miles 245,218

Funding and Expenditures

Section 5311 Awarded**	\$379,797
Revenue	\$127,903
Local Match	\$229,448
Title III-B Funds**	<u>\$ 19,096</u>
Total	\$756,244

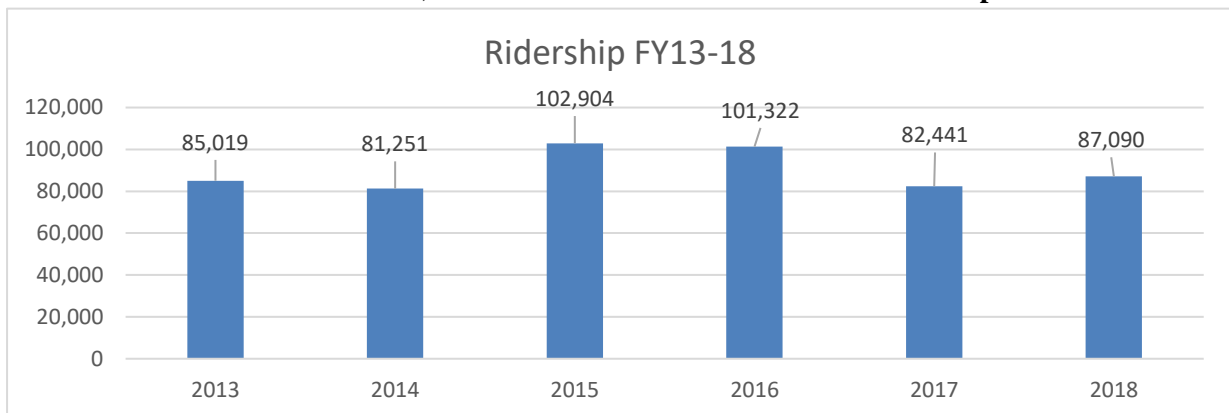
State Funds** \$ 46,802

Total Cost per Ride \$8.68

Total Cost per Mile \$3.08

State & Federal Cost per Ride \$5.12

State & Federal Cost per mile \$1.82



** State and Federal Cost per ride/mile is Section 5311, Title III-B Funds and State Funds together divided by rides/miles.

Prairie Hills Transit- Spearfish, South Dakota

Address: 2015 Tumble Weed Trail Spearfish, SD 57783
Phone: (605) 642-6613
Contact: Barb Cline
Email: bkcline@prairiehillstransit.com
Website: prairiehillstransit.com

System Characteristics

Service Type: Demand Response
Service Hours: Varies by community
Fare Structure: \$2-\$2.50 local trip
Service Area: Lawrence, Meade, Custer, Fall River, Butte and Pennington County

Ridership Characteristics

Elderly	24,936
Disabled	12,692
Youth	19,971
Public	<u>33,532</u>
Total	91,131

Ride Type

Medical	21,769
Employment	23,353
Nutrition	2,694
Social	12,102
Education	19,584
Shopping	11,628
Other	<u>1</u>
Total	91,131

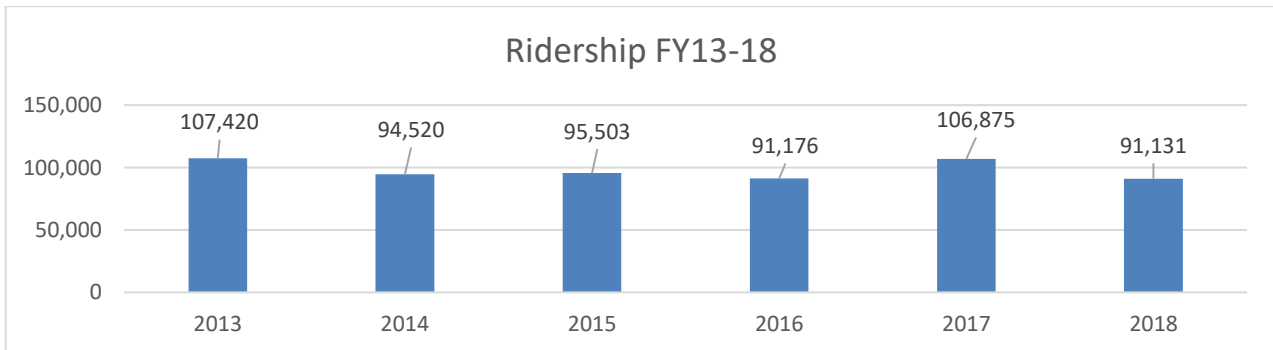
Total Revenue Hours 33,727
Total Revenue Miles 529,906

Funding and Expenditures

Section 5311 Awarded**	\$ 596,795
Revenue	\$ 136,783
Local Match	\$ 227,615
Title III-B Funds**	<u>\$ 74,201</u>
Total	\$1,035,394

State Funds** \$ 81,688

Total Cost per Ride \$11.36
Total Cost per Mile \$1.95
State & Federal Cost per Ride \$8.26
State & Federal Cost per mile \$1.42



** State and Federal Cost per ride/mile is Section 5311, Title III-B Funds and State Funds together divided by rides/miles.

River Cities Transit- Pierre, South Dakota

Address: 1600 East Dakota Ave. Pierre, SD 57501
Phone: (605) 945-2360
Contact: Ron Baumgart
Email: ron.rct@midconetwork.com
Website: rcptransit.com

System Characteristics

Service Type: Demand Response
Service Hours: 24-7
Fare Structure: \$1-\$1.55 per one-way trip
Service Area: Hughes, Stanley, Hand, Hyde, Dewey Ziebach, Haakon, East Pennington, Jones, Lyman, N. Jackson, Potter and Sully Counties

Ridership Characteristics

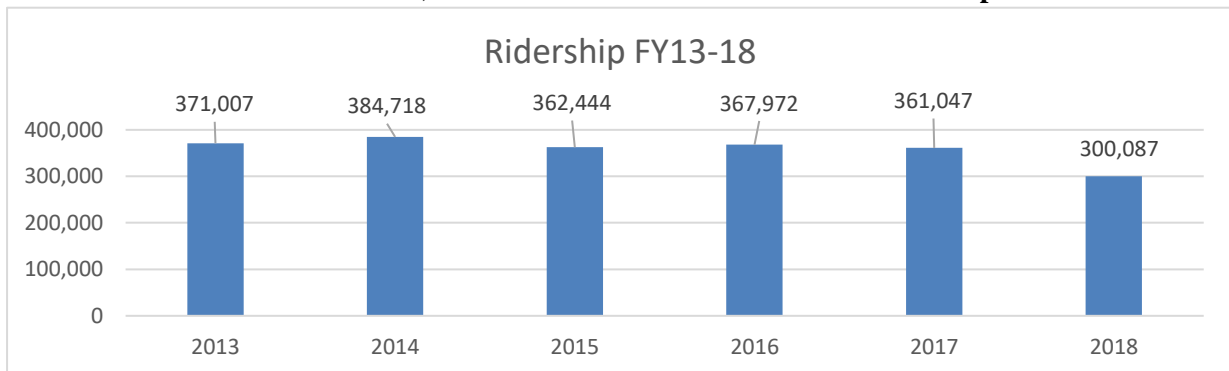
Elderly	29,230
Disabled	13,521
Youth	126,719
Public	<u>130,617</u>
Total	300,087

Ride Type

Medical	18,686
Employment	49,466
Nutrition	2,680
Social	102,113
Education	107,694
Shopping	15,581
Other	<u>3,867</u>
Total	300,087

Funding and Expenditures

Section 5311 Awarded**	\$1,626,642
Revenue	\$ 483,936
Local Match	\$ 959,191
Title III-B Funds**	<u>\$ 51,869</u>
Total	\$3,121,638
State Funds**	\$ 93,110
Total Cost per Ride	\$10.40
Total Cost per Mile	\$3.42
State & Federal Cost per Ride	\$5.90
State & Federal Cost per mile	\$1.94



** State and Federal Cost per ride/mile is Section 5311, Title III-B Funds and State Funds together divided by rides/miles.

Rural Office of Community Services- Lake Andes, South Dakota

Address: 106 SW West Street Wagner, SD 57380
Phone: (605) 384-3883
Contact: Jackie Scott
Email: jscott@rocsinc.org
Website: www.rocsinc.org/rocs-transit

System Characteristics

Service Type: Demand Response
Service Hours: 8AM-4:30PM
Fare Structure: Varies by community
Service Area: Cites of Beresford, Canton, Winner. Counties of Aurora, Bon Homme, Brule, Charles Mix, Douglas, Gregory, Jerauld, McCook, Tripp and Turner

Ridership Characteristics

Elderly	71,883
Disabled	17,747
Youth	16,468
Public	<u>4,033</u>
Total	110,131

Ride Type

Medical	12,161
Employment	2,096
Nutrition	45,257
Social	7,165
Education	20,568
Shopping	18,342
Other	<u>4,542</u>
Total	110,131

Funding and Expenditures

Section 5311 Awarded**	\$381,943
Revenue	\$208,192
Local Match	\$211,248
Title III-B Funds**	<u>\$ 36,339</u>
Total	\$837,722

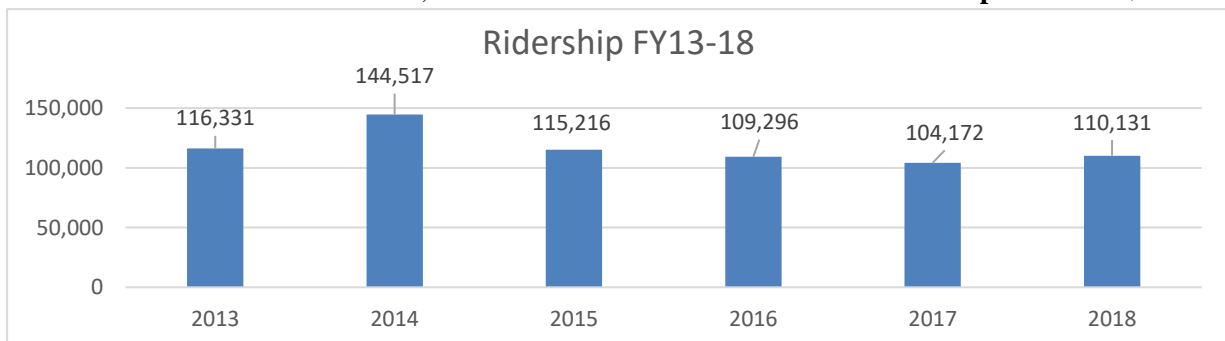
State Funds** \$ 72,403

Total Cost per Ride \$7.61

Total Cost per Mile \$2.29

State & Federal Cost per Ride \$4.46

State & Federal Cost per mile \$1.34



** State and Federal Cost per ride/mile is Section 5311, Title III-B Funds and State Funds together divided by rides/miles.

Rosebud Sioux Tribe Transportation- Rosebud, South Dakota

Address: BIA Route 1 Rosebud, SD 57570
Phone: (605) 747-2718
Contact: Leroy Sleeping Bear
Email: leroy.sleepingbear@rst-nsn.gov
Website: rosebudsiouxtribe-nsn.gov

System Characteristics

Service Type: Demand Response
Service Hours: 8AM-4PM M-F
Fare Structure: \$1 per stop
Service Area: Rosebud Reservation and communities in Todd and Mellette Counties

Ridership Characteristics

Elderly	5,300
Disabled	715
Youth	8,265
Public	<u>89,528</u>
Total	103,808

Ride Type

Medical	1,800
Employment	56,066
Nutrition	434
Social	1,059
Education	1,361
Shopping	13,347
Other	<u>29,741</u>
Total	103,808

Total Revenue Hours 15,749
Total Revenue Miles 310,315

Funding and Expenditures

Section 5311 Awarded**	\$248,316
Revenue	\$ 99,447
Local Match	\$132,371
Title III-B Funds**	<u>\$ 0</u>
Total	\$480,134

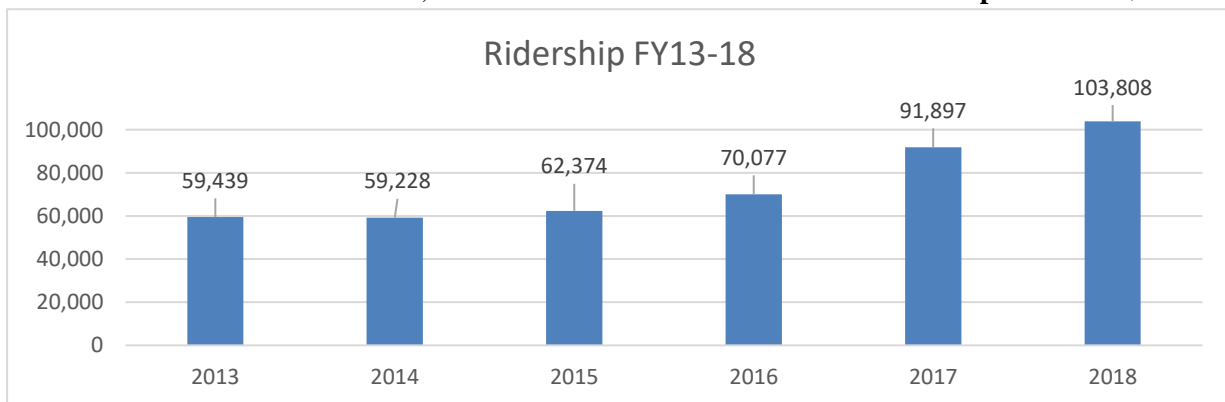
State Funds** \$ 36,320

Total Cost per Ride \$4.63

Total Cost per Mile \$1.55

State & Federal Cost per Ride \$2.74

State & Federal Cost per mile \$0.92



** State and Federal Cost per ride/mile is Section 5311, Title III-B Funds and State Funds together divided by rides/miles.

Spink County Transit- Redfield, South Dakota

Address: 728 South Main St Redfield, SD 57469
Phone: (605) 472-1552
Contact: Lisa Manning
Email: lisaamanning@nvc.net
Website: city.redfield-sd.com

System Characteristics

Service Type: Demand Response
Service Hours: 8AM-4PM
Fare Structure: \$2 round trip
Service Area: Spink County

Ridership Characteristics

Elderly	6,909
Disabled	20
Youth	12,320
Public	<u>679</u>
Total	19,928

Ride Type

Medical	835
Employment	754
Nutrition	3,083
Social	689
Education	12,319
Shopping	1,613
Other	<u>635</u>
Total	19,928

Total Revenue Hours 2,575
Total Revenue Miles 17,981

Funding and Expenditures

Section 5311 Awarded**	\$41,524
Revenue	\$23,186
Local Match	\$23,442
Title III-B Funds**	<u>\$ 2,614</u>
Total	\$90,766

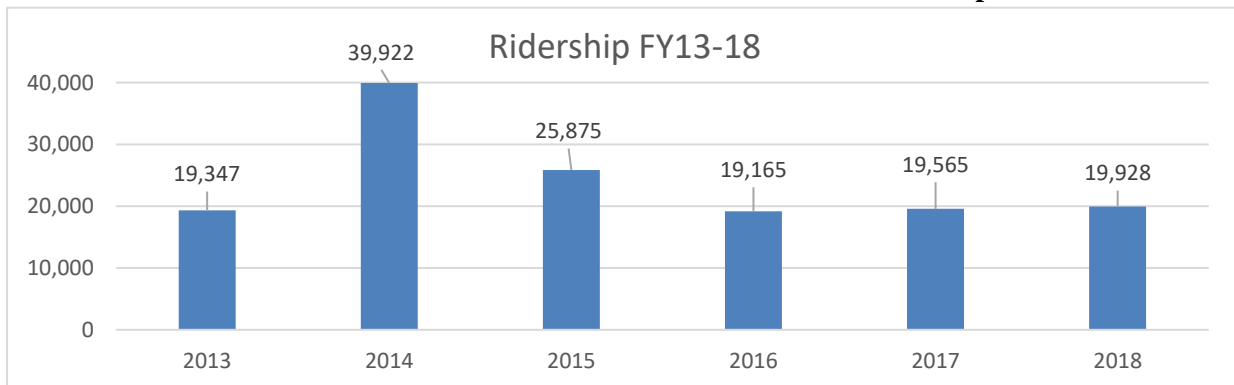
State Funds** \$18,701

Total Cost per Ride \$4.55

Total Cost per Mile \$5.05

State & Federal Cost per Ride \$3.15

State & Federal Cost per mile \$3.49



** State and Federal Cost per ride/mile is Section 5311, Title III-B Funds and State Funds together divided by rides/miles.

Standing Rock Public Transit- Fort Yates, North Dakota

Address: 9299 HWY 24 Fort Yates, ND 58538
Phone: (701) 854-8090
Contact: Pam Ternes
Email: pam.ternes@sittingbull.edu
Website: sittingbull.edu

System Characteristics

Service Type: Demand Response
Service Hours: 6am-6pm
Fare Structure: \$5 one-way
Service Area: Corson and Walworth Counties in SD*

Ridership Characteristics

Elderly	487
Disabled	27
Youth	54
Public	<u>5,002</u>
Total	5,570

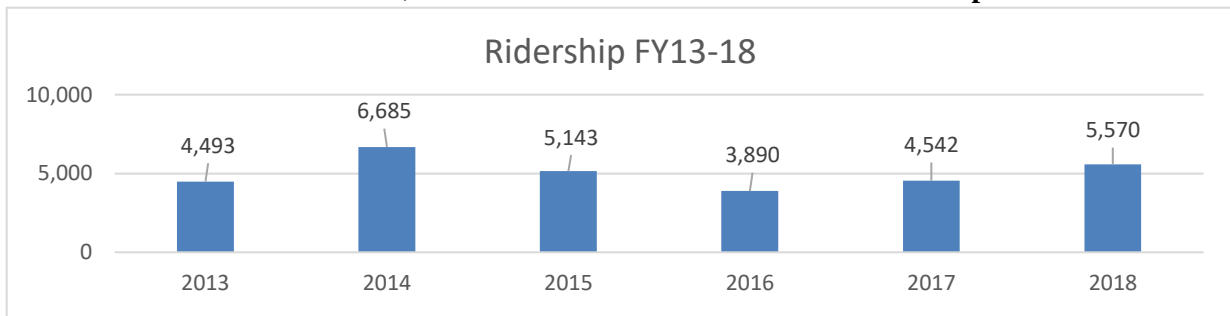
Ride Type

Medical	405
Employment	3,831
Nutrition	0
Social	0
Education	967
Shopping	0
Other	<u>367</u>
Total	5,570

Funding and Expenditures

Section 5311 Awarded**	\$ 94,556
Revenue	\$ 22,467
Local Match	\$ 51,130
Title III-B Funds**	<u>\$ 0</u>
Total	\$168,153
State Funds**	\$ 29,583
Total Cost per Ride	\$30.19
Total Cost per Mile	\$2.18
State & Federal Cost per Ride	\$22.29
State & Federal Cost per mile	\$1.61

Total Revenue Hours 1,954
Total Revenue Miles 77,232



*Demographic Data for Standing Rock Transportation:

Corson and Walworth County's Combine Population: 9,746

Corson and Walworth County's Combine Square Mileage: 3,179

Corson County population per square mile: 1.6 persons

Walworth County population per square mile: 7.7 persons

** State and Federal Cost per ride/mile is Section 5311, Title III-B Funds and State Funds together divided by rides/miles.

Vermillion Public Transit- Vermillion, South Dakota

Address: 604 ½ High St. Vermillion, SD 57069
Phone: (605) 624-7433
Contact: Barb Ballensky
Email: barbb@sesdac.org
Website: www.sesdac.org/public-transit/

System Characteristics

Service Type: Demand Response
Service Hours: M-F 8AM-10PM
 Sat 9AM-7PM
 SUN 9AM-2PM
Fare Structure: Call for fare
Service Area: Vermillion, Burbank and Meckling

Ridership Characteristics

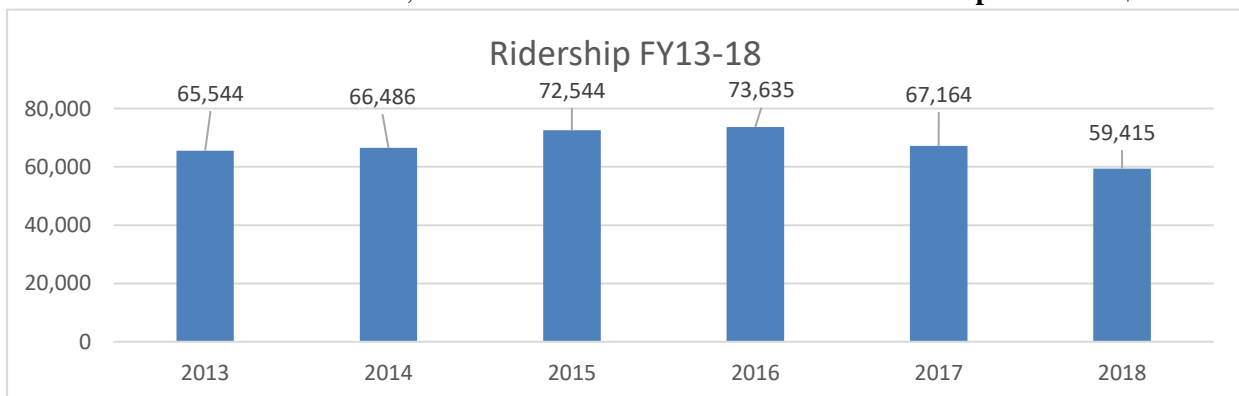
Elderly	5,056
Disabled	28,146
Youth	4,339
Public	<u>21,874</u>
Total	59,415

Ride Type

Medical	3,219
Employment	30,057
Nutrition	407
Social	5,392
Education	1,708
Shopping	18,632
Other	<u>0</u>
Total	59,415

Funding and Expenditures

Section 5311 Awarded**	\$181,364
Revenue	\$ 59,041
Local Match	\$ 96,107
Title III-B Funds**	<u>\$ 16,660</u>
Total	\$353,172
State Funds**	\$ 43,055
Total Cost per Ride	\$5.94
Total Cost per Mile	\$4.16
State & Federal Cost per Ride	\$4.06
State & Federal Cost per mile	\$2.84



** State and Federal Cost per ride/mile is Section 5311, Title III-B Funds and State Funds together divided by rides/miles.

Watertown Area Transit- Watertown, South Dakota

Address: 205 1st Ave. Northeast Watertown, SD 57201
Phone: (605) 882-5287
Contact: Terry Hoffman
Email: terry.wat@midconetwork.com
Website: watertowntransit.com

System Characteristics

Service Type: Demand Response
Service Hours: M-F 6AM-6PM
 SAT 6AM-4PM
Fare Structure: \$3.00 in town one-way
Service Area: City of Watertown, Hamlin,
 Deuel, and Clark Counties

Ridership Characteristics

Elderly	14,040
Disabled	10,456
Youth	23,240
Public	<u>20,013</u>
Total	67,749

Ride Type

Medical	14,446
Employment	15,585
Nutrition	1,747
Social	11,419
Education	19,013
Shopping	1,748
Other	<u>3,791</u>
Total	67,749

Total Revenue Hours 18,212
Total Revenue Miles 282,381

Funding and Expenditures

Section 5311 Awarded**	\$238,692
Revenue	\$134,786
Local Match	\$104,710
Title III-B Funds**	<u>\$ 11,017</u>
Total	\$489,205

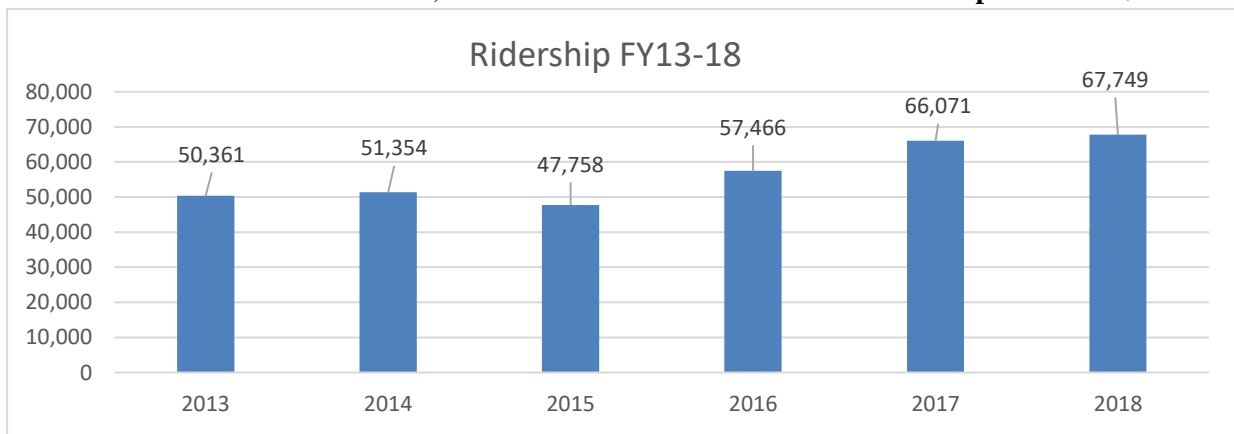
State Funds** \$ 37,799

Total Cost per Ride \$7.22

Total Cost per Mile \$1.73

State & Federal Cost per Ride \$4.24

State & Federal Cost per mile \$1.02



** State and Federal Cost per ride/mile is Section 5311, Title III-B Funds and State Funds together divided by rides/miles.

Yankton Transit- Yankton, South Dakota

Address: 901 East 7th St. Yankton, SD 57078
Phone: (605) 665-4610
Contact: Ron Baumgart
Email: yanktontransit@iw.net
Website: yanktontransit.com

System Characteristics

Service Type: Demand Response
Service Hours: M-F 7:30AM-4:30PM
Fare Structure: \$2 one-way trip
Service Area: City of Yankton and Yankton County

Ridership Characteristics

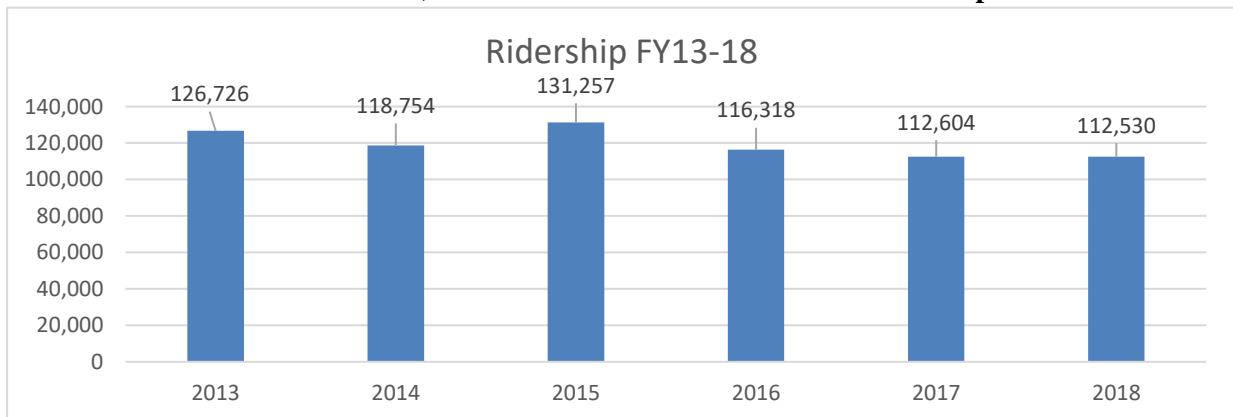
Elderly	23,279
Disabled	39,845
Youth	30,426
Public	<u>18,980</u>
Total	112,530

Ride Type

Medical	24,289
Employment	25,542
Nutrition	2,017
Social	29,248
Education	26,985
Shopping	4,449
Other	<u>0</u>
Total	112,530

Funding and Expenditures

Section 5311 Awarded**	\$278,437
Revenue	\$137,343
Local Match	\$156,236
Title III-B Funds**	<u>\$ 14,498</u>
Total	\$586,514
State Funds**	\$ 49,397
Total Cost per Ride	\$5.21
Total Cost per Mile	\$2.64
State & Federal Cost per Ride	\$3.04
State & Federal Cost per mile	\$1.54



** State and Federal Cost per ride/mile is Section 5311, Title III-B Funds and State Funds together divided by rides/miles.

Dakota Transit Association Conference



Brookings, South Dakota

September 17-19th, 2018

The Dakota Transit Association was formed in 1985 to address the need for greater communication between transportation providers and to serve as a unified voice for public transportation agencies within the state of North and South Dakota at the national level. Each year, transit agencies and State DOT's from both North and South Dakota meet for an annual conference. The conference awards ceremony is an opportunity to recognize those who have contributed their skills and talents to help make public transportation in the Dakotas as successful as it is today.



(Pictured from left to right: Driver of the Year Anyla Sporrer-People's Transit, Friend of Transit William Tostenson-Milbank Community Transit, Innovative Agency of the Year Watertown Area Transit, Outstanding Support Staff Vickie Salo-Aberdeen Ride Line, Above and Beyond Kristine Madsen-Brookings Area Transit)

Dakota Transit Association Driver Training and Roadeo Brookings, South Dakota September 14-16th, 2018

The Dakota Transit Association (DTA) hosts the annual Driver Roadeo as the kickoff to the DTA conference. The DTA Roadeo is an opportunity for drivers to gain recognition for their driving skills. While there are awards for the top finishers, winning is not the primary reason for this competition. The Roadeo is an opportunity to test their skills and meet others in the profession.



(Pictured from left to right: 1st Place Jeff Howen-River Cities Public Transit (RCPT), 2nd Place Dave Chipman-Prairie Hills Transit, 3rd Place Eric Peterson-RCPT, 4th Place Lee Mosley -RCPT, 5th Place-Kristine Madsen- Brookings Area Transit)

South Dakota Department of Transportation
Division of the Secretariat
Office of Air, Rail and Transit
700 East Broadway Avenue
Pierre, SD 57501-2586
605-773-3574

300 Copies of this Book Were Printed.