

**State of South Dakota  
Department of Transportation**

**Public and Specialized  
Transportation  
Fiscal Year 2014**

**Prepared by:  
South Dakota Department of  
Transportation  
Division of Finance & Management  
Office of Air, Rail and Transit  
700 East Broadway Avenue  
Pierre, South Dakota 57501-2586  
Telephone:(605) 773-4169  
(605) 773-7038  
(605) 773-3574  
<http://www.sddot.com/fpa/transit>**

# Table of Contents

<b>Program Summary</b>	<b>3</b>
<b>Executive Summary</b>	<b>4-5</b>
<b>List of Rural Transit Agencies in South Dakota</b>	<b>6-9</b>
<b>Rural Transit Agencies in South Dakota Map</b>	<b>10</b>
<b>Rural Public and Specialized Total Passenger and Trip Characteristics</b>	<b>11</b>
<b>Chapter 1 Fiscal Year 2014 Specialized Transportation Statistics</b>	<b>12</b>
<b>Chapter 2 Fiscal Year 2014 Section 5311</b>	
<b>Administration and Operating Statistics</b>	<b>13</b>
<b>Rural Public Transit Systems Funding Breakdown</b>	<b>14</b>
<b>Rural Public Transportation System Data</b>	<b>15-36</b>
<b>Chapter 3 Other Transit Program Statistics for FY 2014</b>	<b>37</b>



# Program Summary

Welcome to the South Dakota Department of Transportation's Public and Special Transportation statistical report for Fiscal Year 2014.

This report is published annually and condenses the fiscal year administration and operational records for the 22 rural public transit systems in South Dakota. The report is published largely to provide information about the performance of the public transit programs for the fiscal year. The report is distributed and available to state and local officials, support agencies, boards of directors, and the general public.

During Fiscal Year 2014, 349 vehicles funded by FTA Section 5309, FTA Section 5310, and FTA Section 5311, including a few non-FTA funded vehicles receiving FTA Section 5311 operating funds, provided rural public and special transportation services in South Dakota. These 349 vehicles traveled 4,956,925 miles and carried 1,743,933 passengers during Fiscal Year 2014.

The transit systems operating in Sioux Falls and Rapid City receive FTA Section 5307 urban transit capital and operating funds directly from FTA. In 2014, Sioux Falls and Rapid City public transit vehicles traveled 1,166,476 miles and carried 1,476,098 passengers.

The Deadwood Trolley System provided 172,159 rides and traveled 95,684 miles during Fiscal Year 2014.

Public and special transportation service providers are a key element in the successful implementation of numerous state policy objectives. Among those is the effort to keep elderly citizens and citizens with disabilities in their own homes and communities – in an independent living status, instead of forcing them into the more costly nursing home environment or requiring them to migrate to urban areas for needed services.

Please send any questions or comments to:

Sallie Collins, Lisa Donner or Jeff Rutz  
South Dakota Department of Transportation  
Division of Finance & Management  
Office of Air, Rail and Transit  
700 East Broadway Avenue  
Pierre, South Dakota 57501-2586  
Sallie.Collins@state.sd.us – 605/773-7038  
Lisa.Donner@state.sd.us – 605/773-4169  
Jeff.Rutz@state.sd.us – 605/773-8082



# Executive Summary

Approximately 43 rural and specialized transit organizations are providing service covering 70 percent of the geographic area within South Dakota. These transit organizations assist elderly citizens, citizens with disabilities, school age children, the general public and low income citizens to gain access to needed medical, nutrition, education, employment, social and commercial services, particularly in the rural areas of South Dakota.

Public transit providers range in size from those which provide daily fixed route/ fixed schedule services, to demand-response services with schedules and destinations determined on a day-to-day basis.

The South Dakota Department of Transportation, Division of Finance & Management, Office of Air, Rail and Transit, administers several programs through the United States Federal Transit Administration (FTA) which support public and specialized transportation service providers in South Dakota. These programs include:

- **Section 5303** provides urban transit planning assistance program funds and transit planning activities in the metropolitan areas of South Dakota including Sioux Falls and Rapid City.
- **Section 5304** provides statewide rural planning and research. At the state's discretion, the funds may be used for statewide planning, technical assistance, planning support, research and development for non-urbanized areas.
- **Section 5309 and 5339** provides capital assistance for buses and related equipment and facilities to public bodies and agencies including transit authorities, state and local public bodies and other political subdivisions of states, certain public corporations, boards and commissions established under state law.
- **Section 5310** provides capital grants to private nonprofit organizations and governmental authorities where no non-profit organizations are available to support transportation to meet the needs of older adults and persons with disabilities.

Section 5310 declares a national policy that elderly persons and persons with disabilities have the same right as other persons to utilize mass transportation services and facilities; that special efforts shall be made in the planning and design of mass transportation facilities and services to assure their availability to elderly persons and persons with disabilities; and that all Federal programs offering assistance in the field of mass transportation should contain provisions implementing this policy.

The goal of the Section 5310 program is to provide assistance in meeting the transportation needs of elderly persons and persons with disabilities where public transportation services are unavailable, insufficient, or inappropriate. The Section 5310 program is designed to supplement FTA's other capital assistance programs by funding transportation projects for elderly persons and persons with disabilities in all areas: urbanized, small urban, and rural. Although grant recipients are private nonprofit organizations usually with specific clientele; transportation services funded under this program may be open to other riders once the immediate transportation needs of the grant recipient's organization are satisfied.

- **Section 5311** provides capital, administration, and operating grants for public transportation service projects in non-urbanized areas (less than 50,000 population).

Section 5311 funds are available for capital, operating and project administration costs for rural public transportation projects in areas other than urbanized areas (50,000 population). Public transportation is defined to mean mass transportation by bus, rail, or other conveyance, either publicly or privately owned, which provides service to the general public on a regular and continuing basis. Public transportation services funded by Section 5311 may be designed to maximize usage by transportation-disadvantaged persons, provided that the general public is offered an equal opportunity to utilize the transportation services.

Capital expenses under Sections 5309, 5339 and 5311 programs include the acquisition, construction, and improvement of public transportation facilities and equipment needed for an efficient and coordinated public transportation system.

- **Section 5311(b)(3)** Rural Technical Assistance (RTAP) provides funds to support the training and technical assistance needs of rural transit operators and drivers.
- **Section 5316** (JARC or Job Access/Reverse Commute) Job Access grants are for the development of new transportation services for low income workers and/or closing gaps in existing service; Reverse Commute projects are meant to provide transportation to suburban jobs from other suburban, urban and rural locations but not necessarily just for low income households. Subgrantees are required to provide a 50% match for operating expenses and a 20% match for capital expenses.
- **Section 5317** (New Freedom Program) formula grants aim to provide additional tools to overcome barriers facing citizens with disabilities seeking to integrate into the workforce. Lack of adequate transportation is a principal barrier to employment for citizens with disabilities. This program seeks to expand transportation mobility options available to persons with disabilities beyond the requirements of the Americans with Disabilities Act of 1990. Subgrantees are required to provide a 50% match for operating expense. New Freedom funds are not eligible for capital purchases.

The South Dakota Department of Transportation, Office of Air, Rail and Transit grants state dollars to help meet the local matching fund requirements of Federal transit program grantees.

The Office of Air, Rail and Transit and the South Dakota Department of Social Services, Division of Adult Services and Aging work in close coordination in matters pertaining to transportation services for people who are elderly or have disabilities. Each year, the Division of Adult Services and Aging provides funds which are dispersed through our office to offset transportation costs for some agencies. Transportation is considered a supportive function eligible through Title III-B. These funds are referred to as Title III-B funds throughout this book.

# **Rural Transit Agencies in South Dakota**

## **Aberdeen Ride Line**

Aberdeen Ride Line serves Aberdeen and Brown County. Service is provided as requested in the county and smaller communities. Please call (605) 626-3333 for current days and hours of service operation. Aberdeen Ride Line is a Medicaid provider, and is a ticket agent and feeder service for the inter-city bus service Jefferson Lines. Aberdeen Ride Line has 32 vehicles in operation. This includes vehicles that are not operated with any federal or state funds granted to Aberdeen Ride Line. [www.aberdeen.sd.us](http://www.aberdeen.sd.us)

## **Arrow Public Transit, Inc.**

Arrow Public Transit serves the city of Lemmon and limited service for the communities of Bison and Faith. Please call (605) 374-3189 for current days and hours of service operation. Arrow Public Transit is a Medicaid provider. Arrow Public Transit has 9 vehicles in operation. This includes vehicles that are not operated with any federal or state funds granted to Arrow Public Transit.

## **Brandon City Transit**

Brandon City Transit serves the City of Brandon. Please call (605) 256-6518 for current days and hours of service operation. Brandon City Transit has 2 vehicles in operation. [www.brandon.govoffice.com](http://www.brandon.govoffice.com)

## **Brookings Area Transit Authority**

Brookings Area Transit Authority (BATA), serves the communities of Brookings, Aurora, Volga, Sinai, Bruce, Bushnell, White, Estelline, Elkton, Arlington and in the Brookings County area as requested, as well as Hutchinson County, SD with the town of Freeman as headquarters. Please call (605)692-5416 or toll-free 855-962-9120 for current days and hours of service operation. BATA is a Medicaid provider. Advance reservation is preferred and suggested to secure a timely schedule. Limited same-day service may be available. BATA has 28 vehicles in operation. Additional information is available and reservations may be made online at: [www.brookingsareatransit.com](http://www.brookingsareatransit.com)

## **Community Transit**

Community Transit serves the towns of Milbank, Lennox, Sisseton, Webster, Eureka, Britton, and Bowdle. Service in Marshall, Day, Roberts, Edmunds, Campbell, and McPherson counties is provided upon request. Please call (605) 698-7511 for current days and hours of service operation. Community Transit is a Medicaid provider with currently 20 vehicles in operation.

### **Dell Rapids Transit**

Dell Rapids Transit serves the City of Dell Rapids. Please call (605) 256-6518 for current days and hours of service operation. Dell Rapids Transit has 1 vehicle in operation. [www.cityofdellrapids.org](http://www.cityofdellrapids.org)

### **East Dakota Transit**

East Dakota Transit serves Madison and Lake County. Please call (605) 256-6518 for current days and hours of service operation. East Dakota Transit has 3 vehicles in operation. <http://www.eastdakotatransit.com/>

### **Groton City Transit**

Groton Community Transit serves the City of Groton. Please call (605) 397-8661 for current days and hours of service operation. Medical trips to Aberdeen require 48 hour notice when possible and 24 hour notice for in town transportation. There are currently 3 vehicles in service.

### **Inter-Lakes Community Action Partnership**

Inter-Lakes Community Action Partnership Transit (ICAP), serves Deuel, Miner and Moody counties and communities. Please call (605) 256-6518 for current days and hours of service operation. ICAP Transit has 4 vehicles in operation. The website is currently being updated to include information on Medicaid trips. [www.interlakescap.com](http://www.interlakescap.com)

### **Palace Transit**

Palace Transit serves Mitchell and Davison County. Service in the county and smaller communities is provided upon request. Please call (605) 995-8440 for current days and hours of service operation. Palace Transit is a Medicaid provider and has 17 vehicles in operation. This includes vehicles that are not operated with federal or state funds. [http://www.cityofmitchell.org/index.asp?SEC=A77BBF1E-CFA5-496D-B4FF-908FB73AC6FD&Type=B\\_BASIC](http://www.cityofmitchell.org/index.asp?SEC=A77BBF1E-CFA5-496D-B4FF-908FB73AC6FD&Type=B_BASIC)

### **People's Transit**

People's Transit serves Beadle County. Please call (605) 353-0100 for current days and hours of service operation. People's Transit is a Medicaid provider and a ticket agent and feeder service for Jefferson Lines. The feeder service trips to Mitchell are Monday through Friday. People's Transit has 21 vehicles in operation. This includes vehicles that are not operated with federal or state funds granted to People's Transit. <http://www.peoplestransithuron.com/>

## **Prairie Hills Transit**

Prairie Hills Transit administrative offices are located in Spearfish. Services are provided in within Lawrence, Meade, Custer, Fall River, Butte and Pennington County. Please call (605) 642-6668 for current days and hours of service operation. Prairie Hills Transit is authorized by Medicaid as a non-emergency medical transportation and has 40 vehicles in operation.

## **River Cities Public Transit**

River Cities Public Transit serves the people of Hughes, Stanley, Hand, Hyde, Dewey Ziebach, Haakon, East Pennington, Jones, Lyman, and northern Jackson counties. River Cities Public Transit provides 24-hour services in the Pierre/Fort Pierre and surrounding area. Please call (605) 945-3166 for current days and hours of service operation. River Cities Public Transit is a Medicaid provider and a ticket agent and a feeder service for Jefferson Lines. River Cities Public Transit has 96 vehicles in operation. This includes vehicles that are not operated with federal or state funds granted to River Cities Transit. <http://www.rcptransit.com>.

## **Rural Office of Community Services**

Rural Office of Community Services Inc., (ROCS) Transit, serves the counties of Aurora, Bon Homme, Brule, Charles Mix, Douglas, Gregory, and Turner, with projects operating in Beresford, Canton, Wessington Springs, Tripp and Winner. Please call (605) 487-7635 for current days and hours of service operation. ROCS Transit is a Medicaid provider and has 40 vehicles in operation. <http://rocsinc.org>

## **Rosebud Sioux Tribe Transportation**

Rosebud Sioux Tribe Transportation serves the Rosebud Indian Reservation and communities in Todd and Mellette Counties. Service is provided upon request with regular trips to Rapid City, Pierre, Sioux Falls, Yankton, and Valentine, Nebraska. Call (605) 747-2718 for current days and hours of service operation. Rosebud Sioux Tribe Transportation has 8 vehicles in operation.

## **Sanborn County Transit**

Sanborn County Transit serves Sanborn County. Service is provided upon request with regular trips to Mitchell and Huron. Please call (605) 796-4319 for current days and hours of service operation. Sanborn county has 2 vehicles in operation. <http://www.cityofmitchell.org/index.asp?SEC=9EF0365E-492E-4528-83B2-0194C4A704DD&Type=NONE>

## **Siouxland Regional Transit System**

Siouxland Regional Transit System is a demand-responsive, ADA accessible, public transit system providing service to residents of Southern Union County, South Dakota. Reservations must be made with 24 hour advance notice. Service is available Monday through Saturday, 5:30 am to 7:00 pm. Call (712) 279-6919 for more information . Siouxland has 4 vehicles in operation. <http://www.simpco.org/srts/>



## **Spink County Public Transit**

Spink County Public Transit serves Redfield and Spink County. Service is available in the county and smaller communities. Please call (605) 472-1552 for current days and hours of service operation. Spink County Public Transit has 4 vehicles in operation.

## **Standing Rock Public Transportation**

Standing Rock Public Transportation serves Corson and Walworth Counties in South Dakota and Sioux, Morton, and Burleigh Counties in North Dakota. The transit program offers a variety of services including deviated fixed routes, demand response services, coordinated inter-state services between Bismarck, ND and Pierre, SD and Veterans Hospital trips. Please call (701) 854-8090 for current days and hours of service. Standing Rock Public Transportation currently has 3 vehicles in service. [www.sittingbull.edu/community/transport/index.asp](http://www.sittingbull.edu/community/transport/index.asp)

## **Vermillion Public Transit**

Vermillion Public Transit serves Vermillion, Burbank, Meckling and the surrounding area. Service is also provided to Sioux Falls Monday through Friday. Please call (605) 624-7433 for current days and hours of service operation. Vermillion Public Transit is a Medicaid provider and ticket agent for the inter-city bus service Jefferson Lines. Vermillion Public Transit has 8 vehicles in operation. [http://www.sesdac.org/vermillion\\_public\\_transit.html](http://www.sesdac.org/vermillion_public_transit.html)

## **Watertown Public Transit**

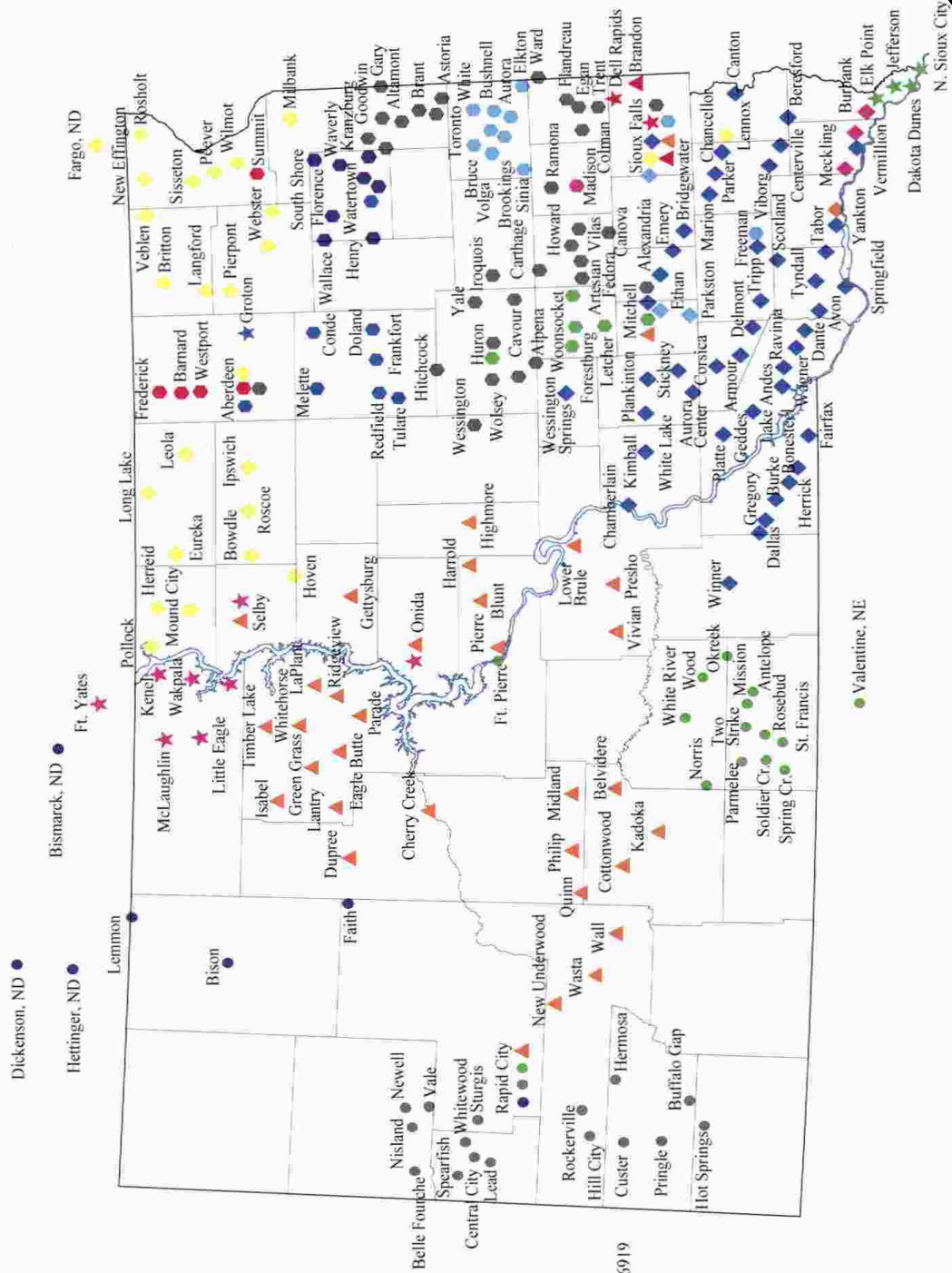
Watertown Area Transit serves the Watertown community and designated areas of Codington County. Please call (605) 882-5287 for current days and hours of service operation. Watertown Area Transit is a Medicaid provider and has 9 vehicles in operation. Notification to schedule a ride is by 3pm the day before. <http://www.watertowntransit.com/>

## **Yankton Area Transit**

Yankton Transit serves the City of Yankton and Yankton County. Service is provided upon request with 24-hour advance notice. Please call (605) 665-4610 for current days and hours of service operation. Yankton Transit is a Medicaid provider and has 21 vehicles in operation. <http://www.cityofyankton.org/yankton/topics/yanktontransit.php>

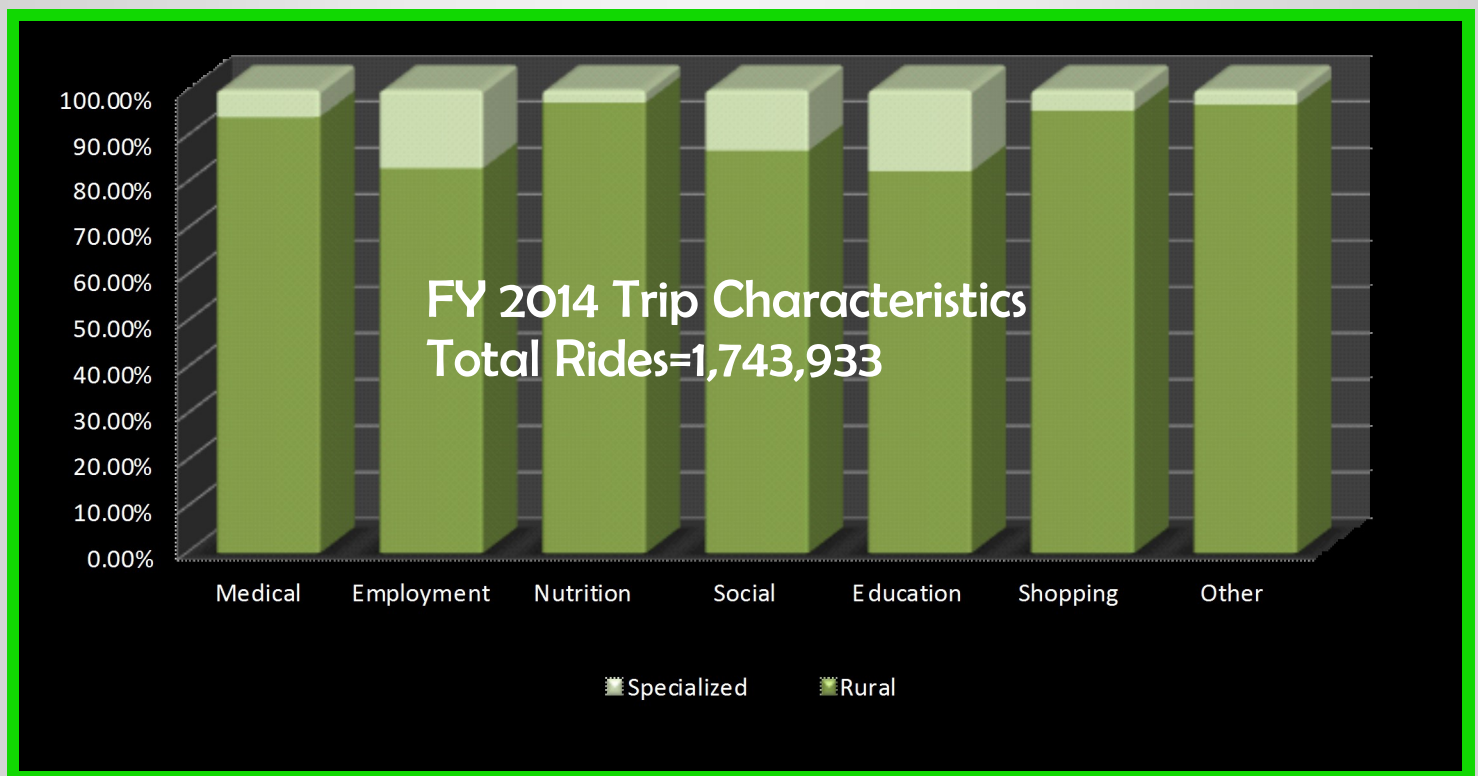
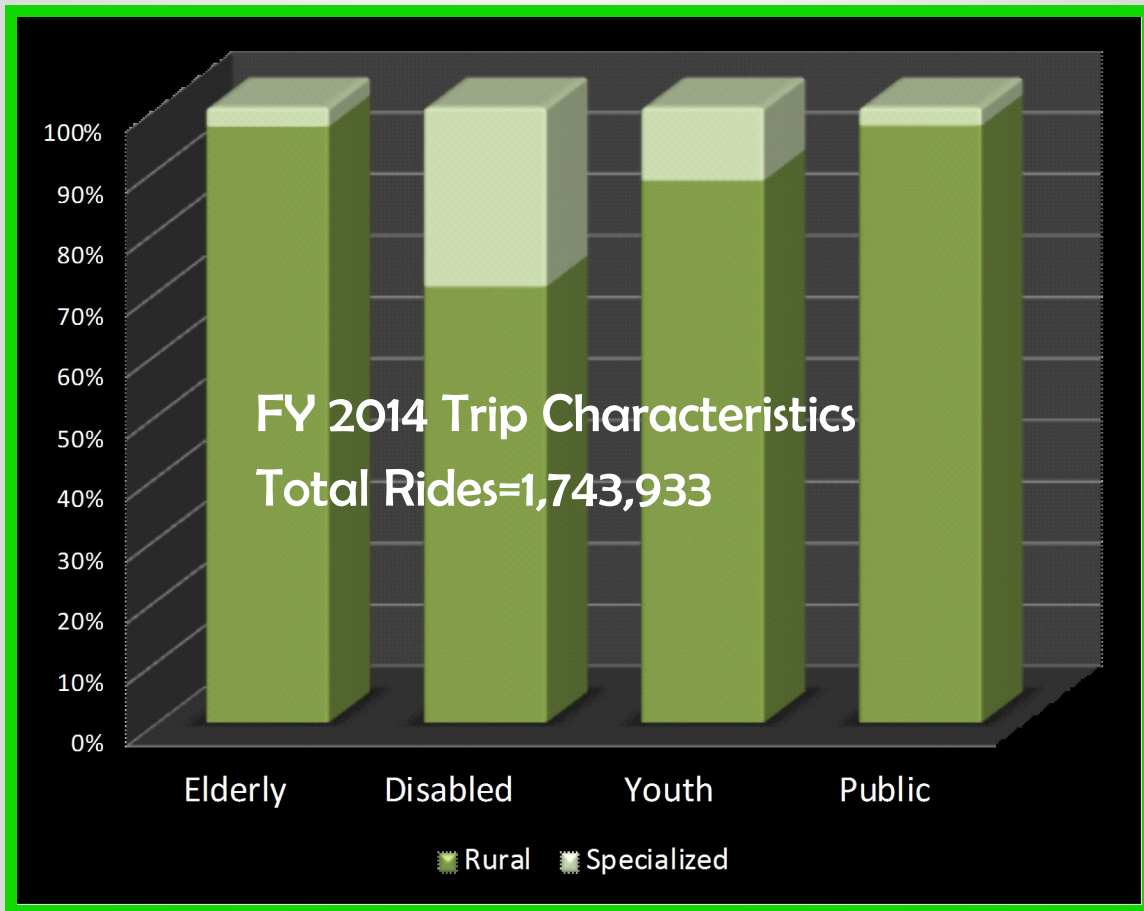
# Rural South Dakota Transit Providers

## COMMUNITIES SERVED BY SOUTH DAKOTA TRANSIT PROVIDERS



- LEGEND**
- Aberdeen Rideline - 626-3333
  - Spink Co. Transit - 472-1552
  - People's Transit - 353-0100
  - Sanborn Co. Rural Transit - 796-4513
  - Community Transit - 698-7511
  - Watertown Transit - 882-5287
  - Interlakes Community Action - 256-6518
  - Brookings Transit - 692-5416
  - East Dakota Transit (Madison) - 256-5810
  - Rosebud Transit - 747-2718
  - River Cities Transit - 945-3166
  - Palace Transit - 995-8440
  - ROCS - 487-7635
  - Yankton Transit - 668-2900
  - Vermillion Public Transit - 624-7433
  - Arrow Transit - 374-3189
  - Prairie Hills Transit - 642-6613
  - Standing Rock Public Trans. - (701) 854-3861
  - Siouxland Regional Transit System - (712) 279-6919
  - Dell Rapids Transit - 256-6518
  - Groton Transit - 397-8650
  - Brandon Transit 256-6518

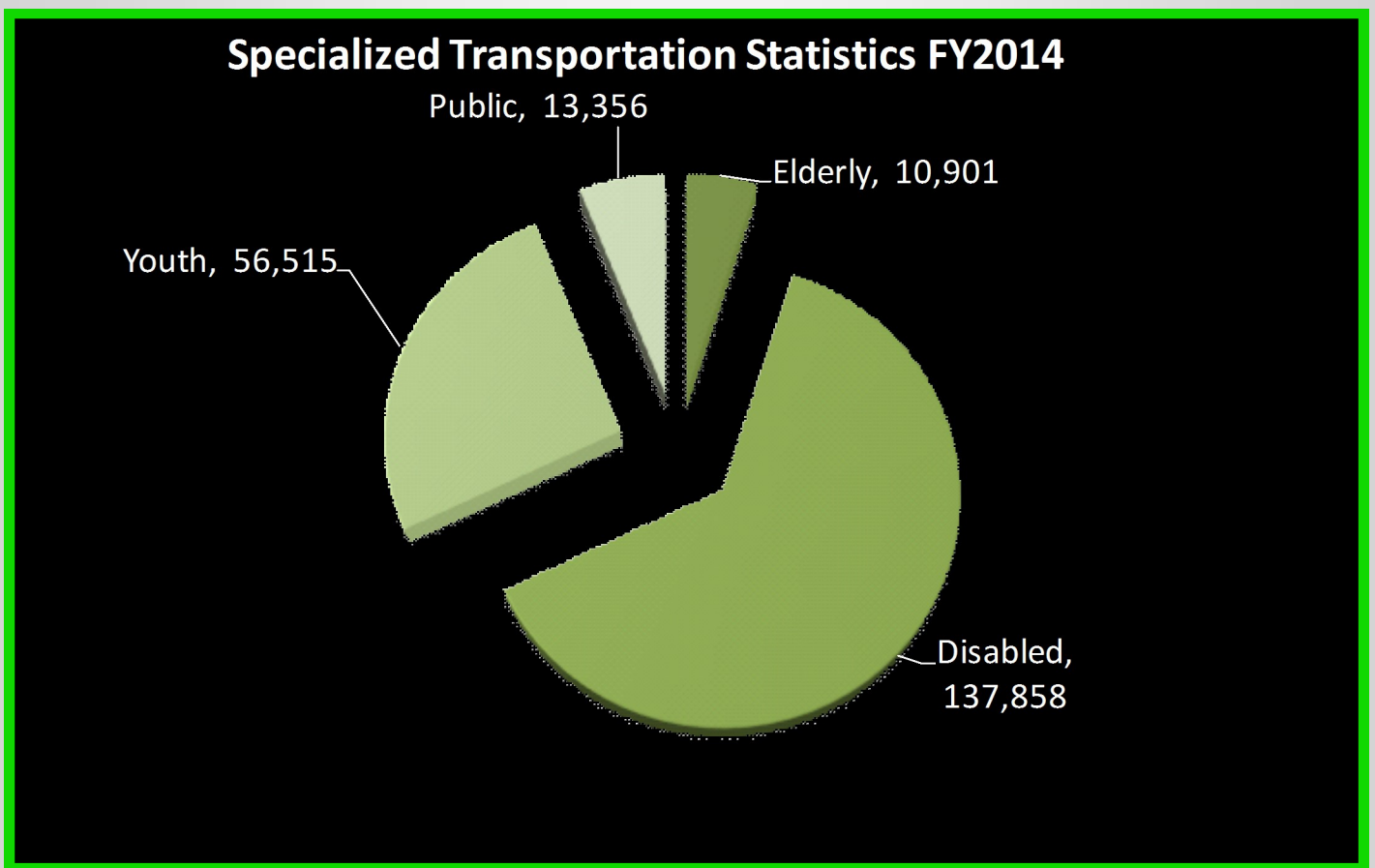
# Fiscal Year 2014 Rural Public and Specialized Transportation Passenger and Trip Characteristics

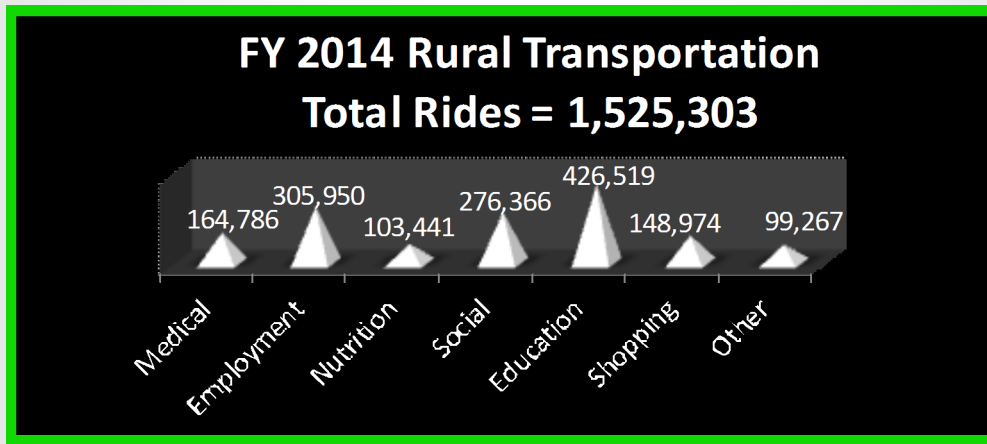


## Chapter 1 Fiscal Year 2014 Specialized Transportation Statistics

In FY 2014, 67 vehicles funded under FTA Section 5309 and FTA Section 5310 programs provided specialized transportation in South Dakota. These vehicles total traveled 490,767 miles and provided 218,630 rides .

The graph indicates that citizens with disabilities were the major users of specialized transportation services in South Dakota during Fiscal Year 2014.





The goals of Section 5311 program are to:

1. Enhance the access of people in non-urbanized areas to health care, shopping, education, employment, public service, and recreation.
2. Assist in the maintenance, development, improvement, and use of public transportation systems in rural and small urban areas.
3. Encourage and make possible the most efficient use of federal funds used to provide passenger transportation in non-urbanized areas through the coordination of programs and services.

The Section 5311 program treats project administration expenses as a separate cost category from capital and operating expenses. Administration expenses are considered “non-operating”, and are funded at 82.82% Federal share. Operating expenses are considered those costs directly related to system operation. Net operating expenses remain after operating revenues are subtracted from eligible operating expenses. Operating expenses are funded at 51.76% Federal share of the net operating expenses.

Local funds for the 22 rural public transit agencies represent over \$5.6 million or 48.19% of total funds to keep the rural public transits operating. Local funds for the purposes of this report may include rider fares and donations, contracts with other agencies, management contracts, revenue generated from advertising, Medicaid and others.

During Fiscal Year 2014 22 organizations provided rural public demand-response transportation services in South Dakota. These organizations operated 349 vehicles and contracted with one taxi cab company for a total expenditure of \$11,778,747.93. These vehicles traveled 4,466,158 miles and provided 1,525,303 rides.

# **Funding Sources of Rural Public Transit Systems Fiscal Year 2014**

**Federal Funds = \$6,790,783.77\*  
(Section 5311 and JARC)**

**Local Funds = \$3,955,586.81**

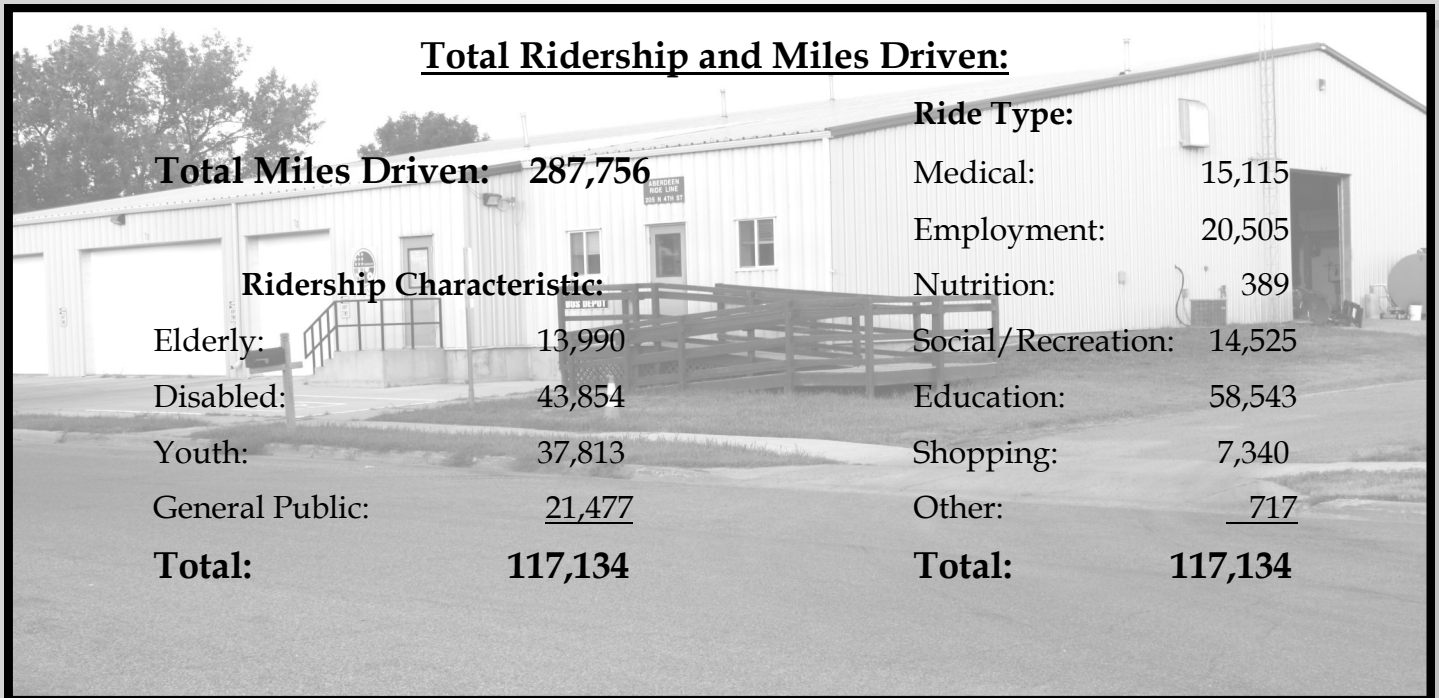
**State Funds = \$695,000.00**

**Title III-B Funds = \$337,475.00**

**\*Federal Funds Reimbursed**

# Aberdeen Ride Line - Aberdeen, South Dakota

**Director: Cody Roggatz**



**Total Ridership and Miles Driven:**

<b>Total Miles Driven: 287,756</b>		<b>Ride Type:</b>	
		Medical:	15,115
		Employment:	20,505
		Nutrition:	389
<b>Ridership Characteristic:</b>		Social/Recreation:	14,525
Elderly:	13,990	Education:	58,543
Disabled:	43,854	Shopping:	7,340
Youth:	37,813	Other:	<u>717</u>
General Public:	<u>21,477</u>	<b>Total:</b>	<b>117,134</b>
<b>Total:</b>	<b>117,134</b>		

## **Funding and Expenditures:**

Section 5311 Funds:	\$252,633.51	Total Administration Costs:	\$ 138,442.83
Title III-B Funds:	\$ 15,916.00	Total Operating Costs:	<u>\$ 438,316.21</u>
State Funds:	<u>\$ 52,250.00</u>	<b>Total Expenditures:</b>	<b>\$ 576,759.04</b>
<b>Total State and Federal Funds:</b>	<b>\$320,829.51</b>	Includes vehicle insurance costs.	
Local Funds*:	\$136,488.43	Insurance Cost:	<b>\$16,777.00</b>
<b>Total Funding:</b>	<b>\$457,317.94</b>		

Total Cost per Ride:	\$ 3.90	State and Federal Cost per Ride:	\$ 2.73
Total Cost per Mile:	\$ 1.59	State and Federal Cost per Mile:	\$ 1.11

**\*Local Funds represent 29.85% of Total Funds.**

**Rider Fares and Bus Donations = \$81,500.00**

# Arrow Transit, Inc. - Lemmon, South Dakota

**Director: David Peterson**

**Total Ridership and Miles Driven:**

<b>Total Miles Driven:</b>	<b>85,908</b>	<b>Ride Type:</b>	
		Medical:	1,043
		Employment:	7,566
<b>Ridership Characteristic:</b>		Nutrition:	3,287
Elderly:	15,720	Social/Recreation:	7,419
Disabled:	5,987	Education:	7,264
Youth:	8,128	Shopping:	5,260
General Public:	2,004	Other:	0
<b>Total:</b>	<b>31,839</b>	<b>Total:</b>	<b>31,839</b>

## **Funding and Expenditures:**

Section 5311 Funds:	\$137,147.50	Total Administration Costs:	\$ 120,125.85
Title III-B Funds:	\$ 10,828.99	Total Operating Costs:	\$ <u>125,399.62</u>
State Funds:	\$ <u>35,000.00</u>	<b>Total Expenditures:</b>	<b>\$ 245,525.47</b>
<b>Total State and Federal Funds:</b>	<b>\$182,976.49</b>	Includes vehicle insurance costs.	
Local Funds*:	\$ <u>41,375.06</u>	Insurance Cost:	\$6,209.00
<b>Total Funding:</b>	<b>\$224,351.55</b>		

Total Cost per Ride:	\$ 7.05	State and Federal Cost per Ride:	\$ 5.75
Total Cost per Mile:	\$ 2.61	State and Federal Cost per Mile:	\$ 2.13

**\*Local Funds represent 18.44% of Total Funds.**

**Rider Fares and Bus Donations = \$ 29,575.00**



# Brandon City Transit - Brandon, South Dakota

Director: Scott Finck

<u>Total Ridership and Miles Driven:</u>			
<b>Total Miles Driven:</b>		<b>22,327</b>	
<b>Ridership Characteristic:</b>		<b>Ride Type:</b>	
Elderly:	3,244	Medical:	888
Disabled:	899	Employment:	919
Youth:	8,038	Nutrition:	145
General Public:	229	Social/Recreation:	1,606
<b>Total:</b>	<b>12,410</b>	Education:	7,446
		Shopping:	1,406
		Other:	0
		<b>Total:</b>	<b>12,410</b>

## Funding and Expenditures:

Section 5311 Funds:	\$ 65,994.48	Total Administration Costs:	\$ 26,824.32
Title III-B Funds:	\$ 1,131.00	Total Operating Costs:	\$ <u>100,599.45</u>
State Funds:	\$ <u>3,500.00</u>	<b>Total Expenditures:</b>	<b>\$ 127,423.77</b>
<b>Total State and Federal Funds:</b>	<b>\$ 70,625.48</b>	Includes vehicle insurance costs.	
Local Funds*:	\$ <u>46,667.94</u>	Insurance Cost:	<b>\$1,898.00</b>
<b>Total Funding:</b>	<b>\$117,293.42</b>		

Total Cost per Ride:	\$ 9.45	State and Federal Cost per Ride:	\$ 5.69
Total Cost per Mile:	\$ 5.25	State and Federal Cost per Mile:	\$ 3.16

**\*Local Funds represent 39.18% of Total Funds.**

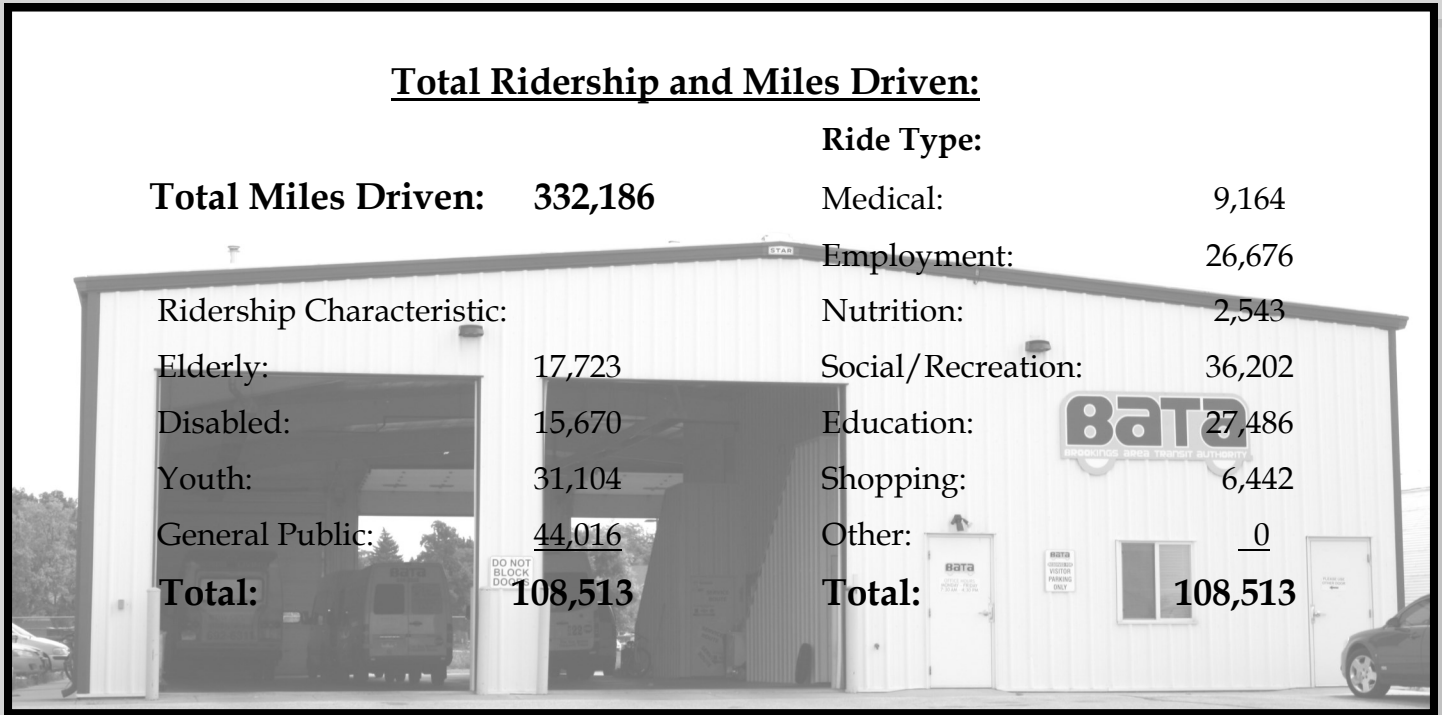
**Rider Fares and Bus Donations = \$15,627.00**

# Brookings Area Transit Authority - Brookings, South Dakota

**Director: Brenda Schweitzer**

**Total Ridership and Miles Driven:**

<p><b>Total Miles Driven: 332,186</b></p> <p>Ridership Characteristic:</p> <p>Elderly: 17,723</p> <p>Disabled: 15,670</p> <p>Youth: 31,104</p> <p>General Public: <u>44,016</u></p> <p><b>Total: 108,513</b></p>	<p><b>Ride Type:</b></p> <p>Medical: 9,164</p> <p>Employment: 26,676</p> <p>Nutrition: 2,543</p> <p>Social/Recreation: 36,202</p> <p>Education: <u>27,486</u></p> <p>Shopping: 6,442</p> <p>Other: <u>0</u></p> <p><b>Total: 108,513</b></p>
--	--



**Funding and Expenditures:**

Section 5311 Funds/JARC:	\$ 594,728.35	Total Administration Costs: \$ 418,864.91
Title III-B Funds:	\$ 17,621.00	Total Operating Costs: <u>\$ 678,627.00</u>
State Funds:	<u>\$ 46,500.00</u>	<b>Total Expenditures: \$ 1,097,491.91</b>
<b>Total State and Federal Funds:</b>	<b>\$ 658,849.35</b>	Includes vehicle insurance costs.
Local Funds*:	<u>\$ 309,952.36</u>	Insurance Cost: <b>\$28,957.84</b>
<b>Total Funding:</b>	<b>\$ 968,801.71</b>	

Total Cost per Ride: \$ 8.93      State and Federal Cost per Ride: \$ 6.07

Total Cost per Mile: \$ 2.92      State and Federal Cost per Mile: \$ 1.98

**\*Local Funds represent 43.83% of Total Funds.**

**Rider Fares and Bus Donations = \$150,388.00**

# Community Transit - Sisseton, South Dakota

Director: Carol Seurer

**Total Ridership and Miles Driven:**

<b>Total Miles Driven: 240,482</b>	<b>Ride Type:</b>
<b>Ridership Characteristic:</b>	Medical: 8,051
Elderly: 40,088	Employment: 4,258
Disabled: 7,462	Nutrition: 16,722
Youth: 28,282	Social/Recreation: 4,471
General Public: 5,225	Education: 27,993
<b>Total: 81,057</b>	Shopping: 13,570
	Other: 5,992
	<b>Total: 81,057</b>

## **Funding and Expenditures:**

Section 5311 Funds:	\$ 297,973.33	Total Administration Costs:	\$ 180,747.74
Title III-B Funds:	\$ 33,041.00	Total Operating Costs:	<u>\$ 333,023.01</u>
State Funds:	<u>\$ 40,000.00</u>	<b>Total Expenditures:</b>	<b>\$ 513,770.41</b>
<b>Total State and Federal Funds:</b>	<b>\$ 371,014.33</b>	Includes vehicle insurance costs.	
Local Funds*:	<u>\$ 146,555.67</u>	Insurance Cost:	<b>\$32,825.16</b>
<b>Total Funding:</b>	<b>\$ 517,570.00</b>		

Total Cost per Ride:	\$ 6.39	State and Federal Cost per Ride:	\$ 4.58
Total Cost per Mile:	\$ 2.15	State and Federal Cost per Mile:	\$ 1.54

**\*Local Funds represent 30.40% of Total Funds.**

**Rider Fares and Bus Donations = \$79,029.00**

# Dell Rapids Transit - Dell Rapids, South Dakota

**Director: Scott Finck**



**Total Ridership and Miles Driven:**

<p><b>Total Miles Driven: 7,023</b></p> <p><b>Ridership Characteristic:</b></p> <p>Elderly: 2403</p> <p>Disabled: 22</p> <p>Youth: 1,540</p> <p>General Public: 166</p> <p><b>Total: 4,131</b></p>	<p><b>Ride Type:</b></p> <p>Medical: 358</p> <p>Employment: 3</p> <p>Nutrition: 474</p> <p>Social/Recreation: 386</p> <p>Education: 1,602</p> <p>Shopping: 1,308</p> <p>Other: 0</p> <p><b>Total: 4,131</b></p>
--	---

## **Funding and Expenditures:**

Section 5311 Funds:	\$ 22,997.14	Total Administration Costs:	\$12,611.08
Title III-B Funds:	\$ 1,131.00	Total Operating Costs:	<u>\$25,100.39</u>
State Funds:	<u>\$ 3,000.00</u>	<b>Total Expenditures:</b>	<b>\$37,711.47</b>
<b>Total State and Federal Funds:</b>	<b>\$ 27,128.14</b>	Includes vehicle insurance costs.	
Local Funds*:	<u>\$ 14,969.64</u>	Insurance Cost:	<b>\$581.00</b>
<b>Total Funding:</b>	<b>\$ 42,097.78</b>		

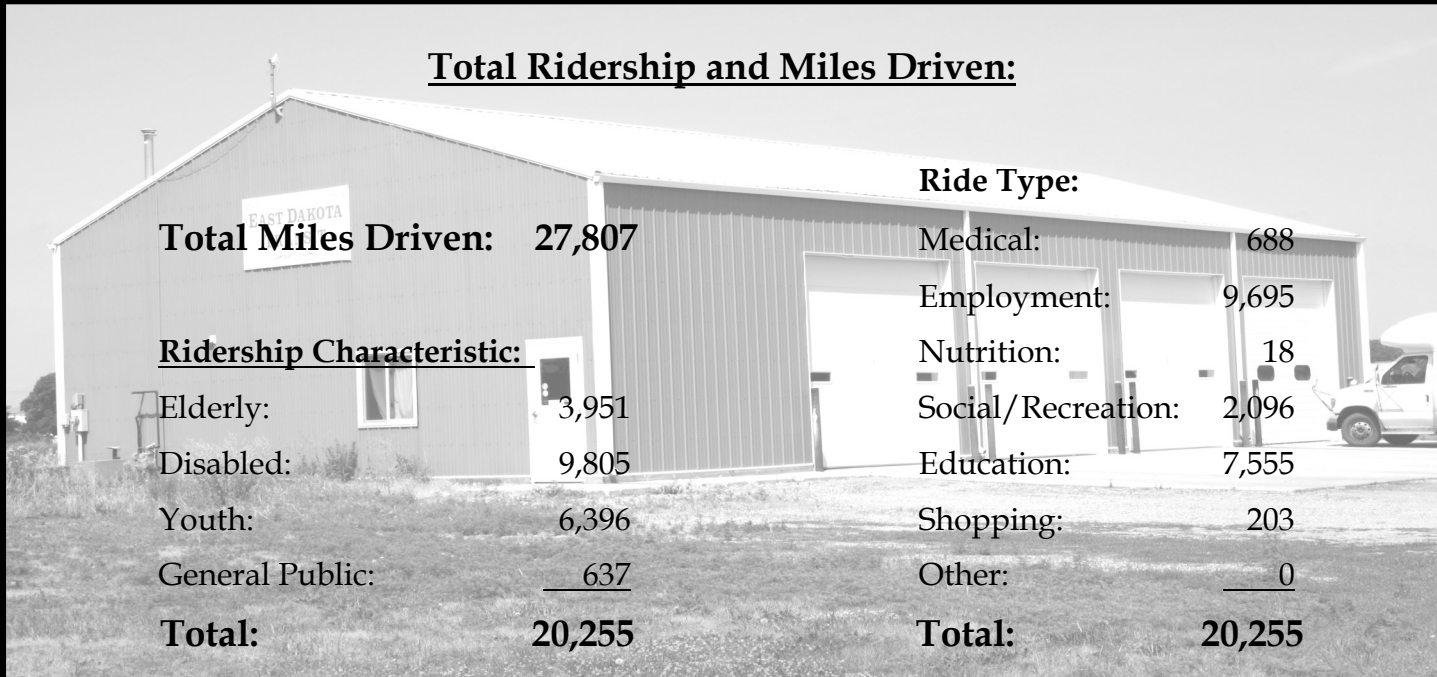
Total Cost per Ride:	\$ 7.57	State and Federal Cost per Ride:	\$ 5.17
Total Cost per Mile:	\$ 5.36	State and Federal Cost per Mile:	\$ 3.66

**\*Local Funds represent 35.56% of Total Funds.**

**Rider Fares and Bus Donations = \$5,433.00**

# East Dakota Transit - Madison, South Dakota

Director: Scott Finck



**Total Ridership and Miles Driven:**

<p><b>Total Miles Driven: 27,807</b></p> <p><b><u>Ridership Characteristic:</u></b></p> <p>Elderly: 3,951</p> <p>Disabled: 9,805</p> <p>Youth: 6,396</p> <p>General Public: 637</p> <p><b>Total: 20,255</b></p>	<p><b>Ride Type:</b></p> <p>Medical: 688</p> <p>Employment: 9,695</p> <p>Nutrition: 18</p> <p>Social/Recreation: 2,096</p> <p>Education: 7,555</p> <p>Shopping: 203</p> <p>Other: 0</p> <p><b>Total: 20,255</b></p>
---	---

## **Funding and Expenditures:**

Section 5311 Funds:	\$ 77,940.16	Total Administration Costs:	\$ 37,390.15
Title III-B Funds:	\$ 4,809.00	Total Operating Costs:	<u>\$ 115,732.54</u>
State Funds:	<u>\$ 9,500.00</u>	<b>Total Expenditures:</b>	<b>\$ 153,122.69</b>
<b>Total State and Federal Funds:</b>	<b>\$ 92,249.16</b>	Includes vehicle insurance costs.	
Local Funds*:	<u>\$ 53,541.86</u>	Insurance Cost:	<b>\$ 5,695.50</b>
<b>Total Funding:</b>	<b>\$145,791.02</b>		

Total Cost per Ride:	\$ 7.20	State and Federal Cost per Ride:	\$ 4.55
Total Cost per Mile:	\$ 5.24	State and Federal Cost per Mile:	\$ 3.32

**\*Local Funds represent 36.72% of Total Funds.**

**Rider Fares and Bus Donations = \$34,013.00**

# Groton Community Transit - Groton, South Dakota

Director: Arlis Doeden

<u>Total Ridership and Miles Driven:</u>		<u>Ride Type:</u>	
<b>Total Miles Driven:</b>	<b>13,931</b>	Medical:	537
<b>Ridership Characteristic:</b>		Employment:	278
Elderly:	826	Nutrition:	1
Disabled:	281	Social/Recreation:	1,082
Youth:	6,689	Education:	5,943
General Public:	637	Shopping:	592
<b>Total:</b>	<b>8,433</b>	Other:	0
		<b>Total:</b>	<b>8,433</b>

## Funding and Expenditures:

Section 5311 Funds:	\$ 45,173.05	Total Administration Costs:	\$44,898.82
Title III-B Funds:	\$ 523.00	Total Operating Costs:	<u>\$29,851.52</u>
State Funds:	<u>\$ 7,500.00</u>	<b>Total Expenditures:</b>	<b>\$74,750.34</b>
<b>Total State and Federal Funds:</b>	<b>\$ 53,196.05</b>	Includes vehicle insurance costs.	
Local Funds*:	<u>\$ 14,248.05</u>	Insurance Cost:	<b>\$6,575.00</b>
<b>Total Funding:</b>	<b>\$ 67,444.10</b>		

Total Cost per Ride:	\$ 8.00	State and Federal Cost per Ride:	\$ 6.31
Total Cost per Mile:	\$ 4.84	State and Federal Cost per Mile:	\$ 3.82

**\*Local Funds represent 21.13% of Total Funds.**

**Rider Fares and Bus Donations = \$8,987.00**

# Inter-Lakes Community Action Transit -Madison, South Dakota

**Director: Scott Finck**

<u>Total Ridership and Miles Driven:</u>			
<b>Total Miles Driven:</b>		<b>14,260</b>	
<b>Ridership Characteristic:</b>			<b>Ride Type:</b>
Elderly:	4,422		Medical: 1,674
Disabled:	754		Employment: 154
Youth:	3,083		Nutrition: 758
General Public:	541		Social/Recreation: 1,200
<b>Total:</b>	<b>8,800</b>		Education: 3,046
			Shopping: 1,968
			Other: 0
			<b>Total: 8,800</b>

## Funding and Expenditures:

Section 5311 Funds:	\$ 55,666.67	Total Administration Costs:	\$ 26,997.11
Title III-B Funds:	\$ 4,631.00	Total Operating Costs:	<u>\$ 76,113.00</u>
State Funds:	<u>\$ 9,000.00</u>	<b>Total Expenditures:</b>	<b>\$ 103,110.11</b>
<b>Total State and Federal Funds:</b>	<b>\$ 69,297.67</b>	Includes vehicle insurance costs.	
Local Funds*:	<u>\$ 32,782.87</u>	Insurance Cost:	<b>\$1,795.00</b>
<b>Total Funding:</b>	<b>\$ 102,080.54</b>		

Total Cost per Ride:	\$ 11.60	State and Federal Cost per Ride:	\$ 7.87
Total Cost per Mile:	\$ 7.16	State and Federal Cost per Mile:	\$ 4.86

**\*Local Funds represent 32.11% of Total Funds.**

**Rider Fares and Bus Donations = \$11,264.00**

# Palace Transit - Mitchell, South Dakota

Director: Jessica Pickett

**Total Ridership and Miles Driven:**

<b>Total Miles Driven: 151,407</b>		<b>Ride Type:</b>	
		Medical:	10,130
		Employment:	19,595
<b>Ridership Characteristic:</b>		Nutrition:	6,150
Elderly:	16,907	Social/Recreation:	17,538
Disabled:	24,712	Education:	27,740
Youth:	35,395	Shopping:	1,642
General Public:	5,781	Other:	0
<b>Total:</b>	<b>82,795</b>	<b>Total:</b>	<b>82,795</b>

## Funding and Expenditures:

Section 5311 Funds/JARC:	\$ 490,519.00	Total Administration Costs:	\$ 173,556.91
Title III-B Funds:	\$ 19,697.00	Total Operating Costs:	\$ 458,774.76
State Funds:	\$ 62,000.00	<b>Total Expenditures:</b>	<b>\$ 632,331.67</b>
<b>Total State and Federal Funds:</b>	<b>\$ 572,216.00</b>	Includes vehicle insurance costs.	
Local Funds*:	\$ 288,918.00	Insurance Cost:	\$12,505.00
<b>Total Funding:</b>	<b>\$ 861,134.00</b>		

Total Cost per Ride:	\$ 10.40	State and Federal Cost per Ride:	\$ 6.91
Total Cost per Mile:	\$ 5.69	State and Federal Cost per Mile:	\$ 3.78

**\*Local Funds represent 33.55% of Total Funds.**

**Rider Fares and Bus Donations = \$72,688.00**



# People's Transit - Huron, South Dakota

**Director: Ron Baumgart**

**Total Ridership and Miles Driven:**

<b>Total Miles Driven:</b>	<b>280,653</b>	<b>Ride Type:</b>	
		Medical:	17,799
		Employment:	17,422
<b>Ridership Characteristic:</b>		Nutrition:	997
Elderly:	20,520	Social/Recreation:	13,963
Disabled:	20,428	Education:	23,071
Youth:	26,738	Shopping:	4,105
General Public:	13,565	Other:	3,894
<b>Total:</b>	<b>81,251</b>	<b>Total:</b>	<b>81,251</b>

## Funding and Expenditures:

Section 5311 Funds:	\$ 433,250.00	Total Administration Costs:	\$ 213,339.39
Title III-B Funds:	\$ 19,096.00	Total Operating Costs:	<u>\$ 653,076.06</u>
State Funds:	<u>\$ 40,000.00</u>	<b>Total Expenditures:</b>	<b>\$ 866,416.45</b>
<b>Total State and Federal Funds:</b>	<b>\$ 492,346.00</b>	Includes vehicle insurance costs.	
Local Funds*:	<u>\$ 275,949.49</u>	Insurance Cost:	<b>\$22,831.00</b>
<b>Total Funding:</b>	<b>\$ 768,295.49</b>		
Total Cost per Ride:	\$ 9.46	State and Federal Cost per Ride:	\$ 6.06
Total Cost per Mile:	\$ 2.74	State and Federal Cost per Mile:	\$ 1.75

**\*Local Funds represent 35.92% of Total Funds.**


**Rider Fares and Bus Donations = \$87,404.00**

# Prairie Hills Transit - Spearfish, South Dakota

**Director: Barb Cline**

**Total Ridership and Miles Driven:**

<p><b>Total Miles Driven: 496,092</b></p> <p><b><u>Ridership Characteristic:</u></b></p> <p>Elderly: 25,870</p> <p>Disabled: 21,721</p> <p>Youth: 21,337</p> <p>General Public: 25,592</p> <p><b>Total: 94,520</b></p>	<p><b>Ride Type:</b></p> <p>Medical: 16,783</p> <p>Employment: 29,761</p> <p>Nutrition: 4,235</p> <p>Social/Recreation: 10,102</p> <p>Education: 20,432</p> <p>Shopping: 12,958</p> <p>Other: 249</p> <p><b>Total: 94,520</b></p>
--	---



## **Funding and Expenditures:**

Section 5311 Funds/JARC:	\$ 766,295.55	Total Administration Costs:	\$ 478,674.77
Title III-B Funds	\$ 74,201.00	Total Operating Costs:	<u>\$ 754,166.10</u>
State Funds:	<u>\$ 72,250.00</u>	<b>Total Expenditures:</b>	<b>\$ 1,232,840.87</b>
<b>Total State and Federal Funds:</b>	<b>\$ 912,746.55</b>	Includes vehicle insurance costs.	
Local Funds*:	<u>\$ 337,457.22</u>	Insurance Cost:	<b>\$60,197.00</b>
<b>Total Funding:</b>	<b>\$1,250,203.77</b>		

Total Cost per Ride: \$ 13.23                      State and Federal Cost per Ride: \$ 9.66

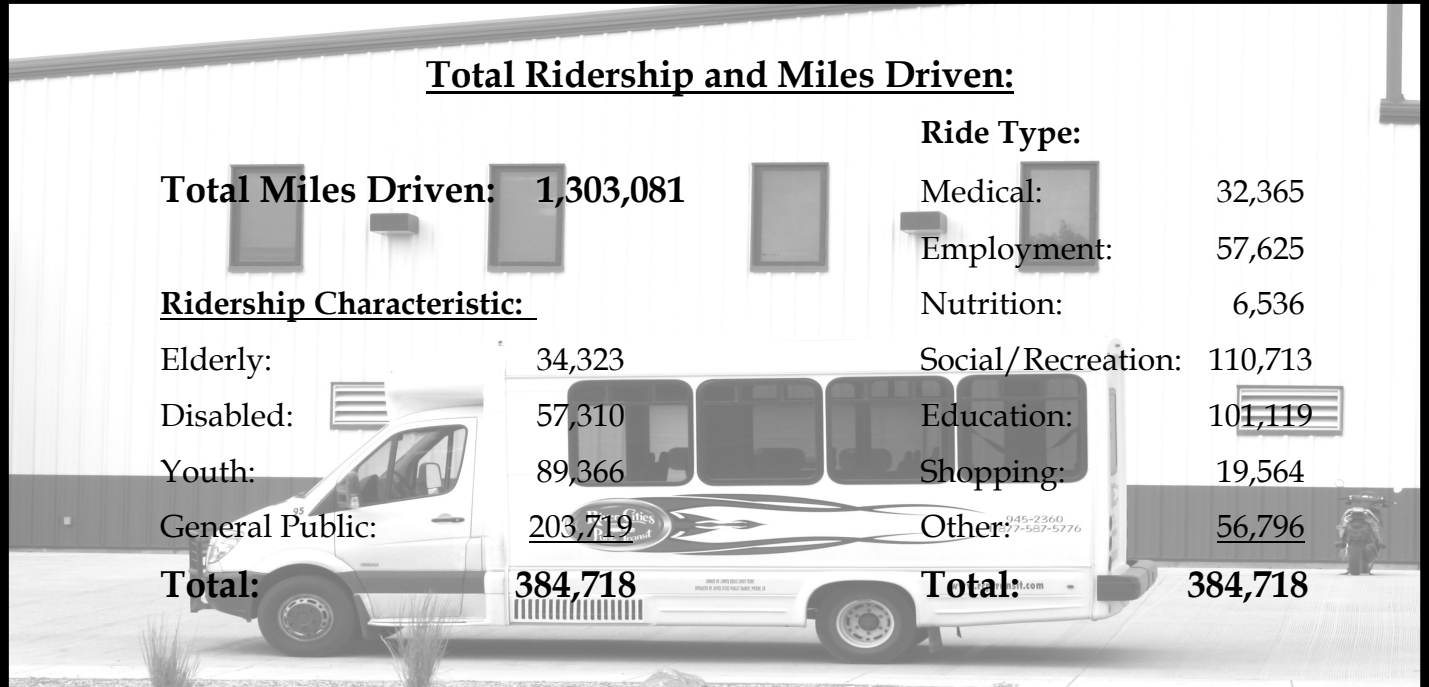
Total Cost per Mile: \$ 2.52                      State and Federal Cost per Mile: \$ 1.84

**\*Local Funds represent 26.93% of Total Funds.**

**Rider Fares and Bus Donations = \$89,784.00**

# River Cities Public Transit - Pierre, South Dakota

**Director: Ron Baumgart**



**Total Ridership and Miles Driven:**

<b>Total Miles Driven: 1,303,081</b>		<b>Ride Type:</b>	
		Medical:	32,365
		Employment:	57,625
<b><u>Ridership Characteristic:</u></b>		Nutrition:	6,536
Elderly:	34,323	Social/Recreation:	110,713
Disabled:	57,310	Education:	101,119
Youth:	89,366	Shopping:	19,564
General Public:	203,719	Other:	56,796
<b>Total:</b>	<b>384,718</b>	<b>Total:</b>	<b>384,718</b>

## **Funding and Expenditures:**

Section 5311 Funds:	\$ 1,796,704.67	Total Administration Costs:	\$ 1,023,672.78
Title III-B Funds:	\$ 51,869.00	Total Operating Costs:	\$ 2,644,215.19
State Funds:	\$ 85,000.00	<b>Total Expenditures:</b>	<b>\$ 3,667,887.97</b>
<b>Total State and Federal Funds:</b>	<b>\$ 1,933,573.67</b>	Includes vehicle insurance costs.	
Local Funds*:	\$ 1,164,266.06	Insurance Cost:	\$ 115,168.00
<b>Total Funding:</b>	<b>\$ 3,097,839.73</b>		

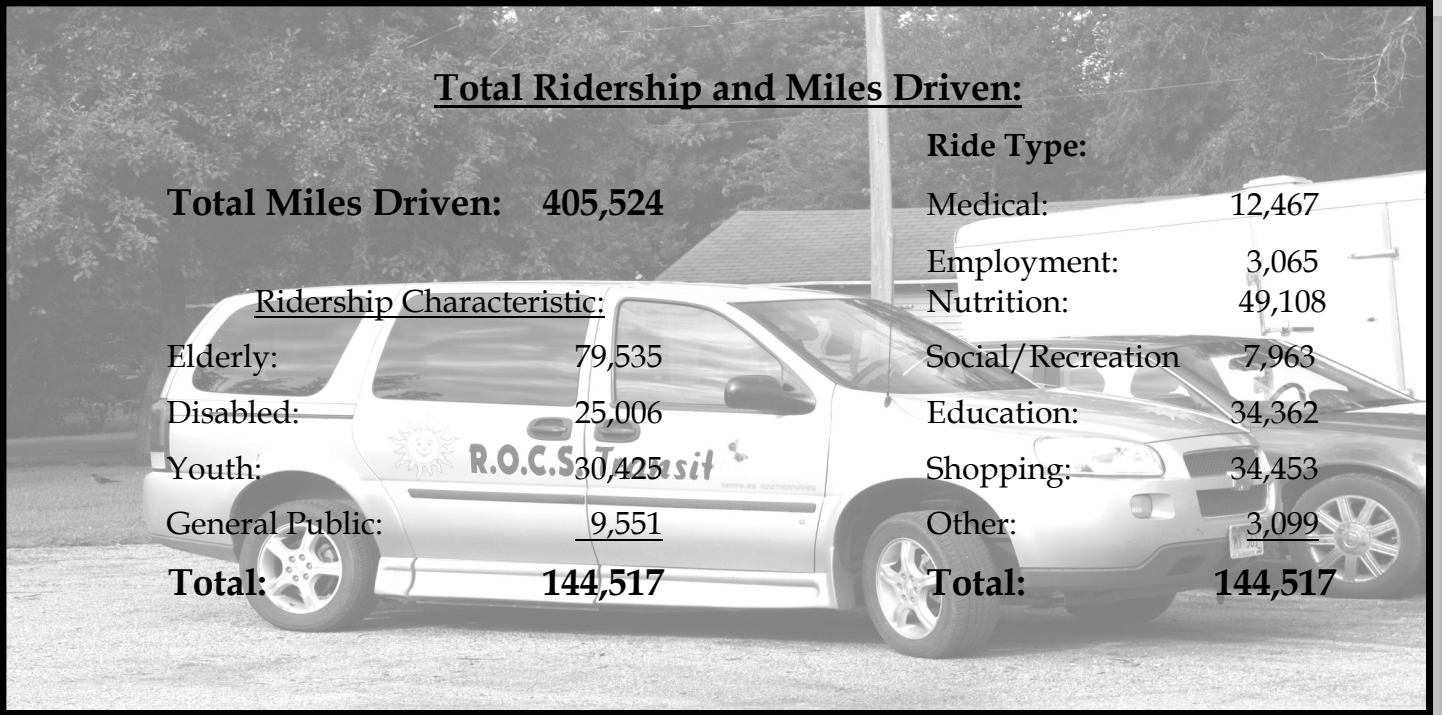
Total Cost per Ride:	\$ 8.05	State and Federal Cost per Ride:	\$ 5.03
Total Cost per Mile:	\$ 2.38	State and Federal Cost per Mile:	\$ 1.48

**\*Local Funds represent 37.58% of Total Funds.**

**Rider Fares and Bus Donations = \$456,378.00**

# Rural Office of Community Services - Lake Andes, South Dakota

**Director: Jackie Scott**



## Funding and Expenditures:

Section 5311 Funds:	\$ 511,822.00	Total Administration Costs:	\$ 224,588.98
Title III-B Funds:	\$ 36,339.00	Total Operating Costs:	\$ <u>918,636.81</u>
State Funds:	\$ <u>68,000.00</u>	<b>Total Expenditures:</b>	<b>\$1,100,509.59</b>
<b>Total State and Federal Funds:</b>	<b>\$ 616,161.00</b>	Includes vehicle insurance costs.	
Local Funds*:	\$ <u>365,281.06</u>	Insurance Cost:	<b>\$33,701.50</b>
<b>Total Funding:</b>	<b>\$ 981,442.06</b>		

Total Cost per Ride:	\$ 6.79	State and Federal Cost per Ride:	\$ 4.26
Total Cost per Mile:	\$ 2.42	State and Federal Cost per Mile:	\$ 1.52

**\*Local Funds represent 37.22% of Total Funds.**

**Rider Fares and Bus Donations = \$233,377.00**

# Rosebud Sioux Tribe Transportation-Rosebud, South Dakota

**Director: LeRoy Sleeping Bear**

**Total Ridership and Miles Driven:**

<b>Total Miles Driven:</b>	<b>191,627</b>	<b>Ride Type:</b>	
<b>Ridership Characteristic:</b>		Medical:	963
Elderly:	1,588	Employment:	27,678
Disabled:	1,093	Nutrition:	276
Youth:	2,113	Social/Recreation:	399
General Public:	<u>55,334</u>	Education:	493
<b>Total:</b>	<b>59,228</b>	Shopping:	4,327
		Other:	<u>25,092</u>
		<b>Total:</b>	<b>59,228</b>

## **Funding and Expenditures:**

Section 5311 Funds:	\$ 276,518.37	Total Administration Costs:	\$ 125,733.03
Title III-B Funds:	\$ 0	Total Operating Costs:	<u>\$ 268,218.40</u>
State Funds:	<u>\$ 28,250.00</u>	<b>Total Expenditures:</b>	<b>\$ 393,951.43</b>
<b>Total State and Federal Funds:</b>	<b>\$ 304,768.37</b>	Includes vehicle insurance costs.	
Local Funds*:	<u>\$ 177,090.63</u>	Insurance Cost:	<b>\$10,266.07</b>
<b>Total Funding:</b>	<b>\$ 481,859.00</b>		

Total Cost per Ride:	\$ 8.14	State and Federal Cost per Ride:	\$ 5.15
Total Cost per Mile:	\$ 2.51	State and Federal Cost per Mile:	\$ 1.59

**\*Local Funds represent 36.75% of Total Funds.**

**Rider Fares and Bus Donations = \$70,495.00**

# Sanborn County Transit - Woonsocket, South Dakota

Director: Jessica Pickett

<u>Total Ridership and Miles Driven:</u>			
<b>Total Miles Driven:</b>	<b>8,415</b>	<b>Ride Type:</b>	
		Medical:	69
		Employment:	0
<b>Ridership Characteristic:</b>	<b>SANBORN COUNTY TRANSIT</b>	Nutrition:	0
Elderly:	1,196	Social/Recreation:	570
Disabled:	0	Education:	0
Youth:	0	Shopping:	571
General Public:	14	Other:	0
<b>Total:</b>	<b>1,210</b>	<b>Total:</b>	<b>1,210</b>

## Funding and Expenditures:

Section 5311 Funds:	\$21,393.61	Total Administration Costs:	\$ 11,303.82
Title III-B Funds	\$ 1,852.00	Total Operating Costs:	\$ <u>26,399.76</u>
State Funds:	\$ <u>3,700.00</u>	<b>Total Expenditures:</b>	<b>\$ 37,703.58</b>
<b>Total State and Federal Funds:</b>	<b>\$ 26,945.61</b>	Includes vehicle insurance costs.	
Local Funds*:	\$ <u>12,729.39</u>	Insurance Cost:	\$966.00
<b>Total Funding:</b>	<b>\$ 39,675.00</b>		

Total Cost per Ride: \$ 32.79      State and Federal Cost per Ride: \$ 22.27

Total Cost per Mile: \$ 4.71      State and Federal Cost per Mile: \$ 3.20

**\*Local Funds represent 32.08% of Total Funds.**

**Rider Fares and Bus Donations = \$1,705.00**

# Siouxland Regional Transit System - Sioux City, Iowa

**Director: Dwight Lang**

<u>Total Ridership and Miles Driven:</u>			
		<b>Ride Type:</b>	
<b>Total Miles Driven:</b>	<b>9,564</b>	Medical:	1,240
		Employment:	0
<b>Ridership Characteristic:</b>		Nutrition:	6
Elderly:	1,065	Social/Recreation:	0
Disabled:	52	Education:	0
Youth:	0	Shopping:	13
General Public:	174	Other:	32
<b>Total:</b>	<b>1,291</b>	<b>Total:</b>	<b>1,291</b>

## Funding and Expenditures:

Section 5311 Funds:	\$ 35,371.25	Total Administration Costs:	\$ 10,750.75
Title III-B Funds:	\$ 0	Total Operating Costs:	\$ 44,781.88
State Funds:	\$ 6,250.00	<b>Total Expenditures:</b>	<b>\$ 55,532.63</b>
<b>Total State and Federal Funds:</b>	<b>\$ 41,621.25</b>	Includes vehicle insurance costs.	
Local Funds*:	\$ 24,954.75	Insurance Cost:	\$ 2,272
<b>Total Funding:</b>	<b>\$ 66,576.00</b>		

Total Cost per Ride:	\$ 51.57	State and Federal Cost per Ride:	\$ 32.24
Total Cost per Mile:	\$ 6.96	State and Federal Cost per Mile:	\$ 4.35

**\*Local Funds represent 37.48% of Total Funds.**

**Rider Fares and Bus Donations = \$4,035.00**

# Spink County Public Transit - Redfield, South Dakota

**Director: Lisa Manning**

<u>Total Ridership and Miles Driven:</u>		<u>Ride Type:</u>	
<b>Total Miles Driven:</b>	<b>39,408</b>	Medical:	3,748
<b>Ridership Characteristic:</b>		Employment:	3,290
Elderly:	15,652	Nutrition:	5,420
Disabled:	538	Social/Recreation:	1,420
Youth:	19,564	Education:	20,018
General Public:	4,168	Shopping:	3,514
<b>Total:</b>	<b>39,922</b>	Other:	2,512
		<b>Total:</b>	<b>39,922</b>

## Funding and Expenditures:

Section 5311 Funds:	\$ 50,446.58	Total Administration Costs:	\$ 22,286.78
Title III-B Funds	\$ 2,614.00	Total Operating Costs:	\$ 60,871.46
State Funds:	\$ 8,500.00	<b>Total Expenditures:</b>	<b>\$ 83,158.24</b>
<b>Total State and Federal Funds:</b>	<b>\$ 61,560.58</b>	Includes vehicle insurance costs.	
Local Funds*:	\$ 31,376.20	Insurance Cost:	\$10,820.00
<b>Total Funding:</b>	<b>\$ 92,936.78</b>		

Total Cost per Ride: \$ 2.33      State and Federal Cost per Ride: \$ 1.54

Total Cost per Mile: \$ 2.36      State and Federal Cost per Mile: \$ 1.56

**\*Local Funds represent 33.76% of Total Funds.**

**Rider Fares and Bus Donations = \$6,163.00**



# Standing Rock Transportation - Fort Yates, North Dakota

Director: Pamela Ternes

<u>Total Ridership and Miles Driven:</u>			
<b>Total Miles Driven: 112,296</b>		<b>Ride Type:</b>	
<b>Ridership Characteristic:</b>		Medical:	366
Elderly:	103	Employment:	4,721
Disabled:	22	Nutrition:	0
Youth:	297	Social/Recreation:	0
General Public:	<u>6,263</u>	Education:	414
<b>Total:</b>	<b>6,685</b>	Shopping:	350
		Other:	<u>834</u>
		<b>Total:</b>	<b>6,685</b>

## Funding and Expenditures:

Section 5311 Funds:	\$ 110,449.05	Total Administration Costs:	\$ 76,090.10
Title III-B Funds	\$ 0	Total Operating Costs:	\$ <u>113,826.53</u>
State Funds:	\$ <u>20,000.00</u>	<b>Total Expenditures:</b>	<b>\$ 189,916.63</b>
<b>Total State and Federal Funds:</b>	<b>\$ 130,449.05</b>	Includes vehicle insurance costs.	
Local Funds*:	\$ <u>57,278.00</u>	Insurance Cost:	<b>\$11,000.00</b>
<b>Total Funding:</b>	<b>\$ 187,727.05</b>		

Total Cost per Ride:	\$ 28.08	State and Federal Cost per Ride:	\$ 19.51
Total Cost per Mile:	\$ 1.67	State and Federal Cost per Mile:	\$ 1.16

**\*Local Funds represent 27.13% of Total Funds.**

**Rider Fares and Bus Donations = \$21,190.00**

# Vermillion Public Transit - Vermillion, South Dakota

**Director: Barb Ballensky**

<u>Total Ridership and Miles Driven:</u>		<u>Ride Type:</u>	
<b>Total Miles Driven:</b>	<b>93,289</b>	Medical:	3,203
<u><b>Ridership Characteristic:</b></u>		Employment:	31,257
Elderly:	6,919	Nutrition:	1,415
Disabled:	37,261	Social/Recreation:	5,493
Youth:	4,575	Education:	4,151
General Public:	<u>17,731</u>	Shopping:	20,967
<b>Total:</b>	<b>66,486</b>	Other:	<u>0</u>
		<b>Total:</b>	<b>66,486</b>

## Funding and Expenditures:

Section 5311 Funds:	\$ 183,750.00	Total Administration Costs:	\$ 88,495.71
Title III-B Funds	\$ 16,660.00	Total Operating Costs:	<u>\$ 271,058.44</u>
State Funds:	<u>\$ 35,800.00</u>	<b>Total Expenditures:</b>	<b>\$ 359,554.15</b>
<b>Total State and Federal Funds:</b>	<b>\$ 236,210.00</b>	Includes vehicle insurance costs.	
Local Funds*:	<u>\$ 119,857.64</u>	Insurance Cost:	<b>\$ 6,306.00</b>
<b>Total Funding:</b>	<b>\$ 356,067.64</b>		
Total Cost per Ride:	\$ 5.36	State and Federal Cost per Ride:	\$ 3.55
Total Cost per Mile:	\$ 3.82	State and Federal Cost per Mile:	\$ 2.53

**\*Local Funds represent 33.66% of Total Funds.**

**Rider Fares and Bus Donations = \$29,041.00**

# Watertown Area Transit - Watertown, South Dakota

**Director: Pam Kwasniewski**

**Total Ridership and Miles Driven:**

<b>Total Miles Driven:</b>	<b>153,751</b>	<b>Ride Type:</b>	
<b><u>Ridership Characteristic:</u></b>		Medical:	5,559
Elderly:	10,631	Employment:	13,303
Disabled:	7,524	Nutrition:	1,231
Youth:	24,243	Social/Recreation:	6,068
General Public:	8,956	Education:	23,447
<b>Total:</b>	<b>51,354</b>	Shopping:	1,746
		<b>Other:</b>	<b>0</b>
		<b>Total:</b>	<b>51,354</b>

## **Funding and Expenditures:**

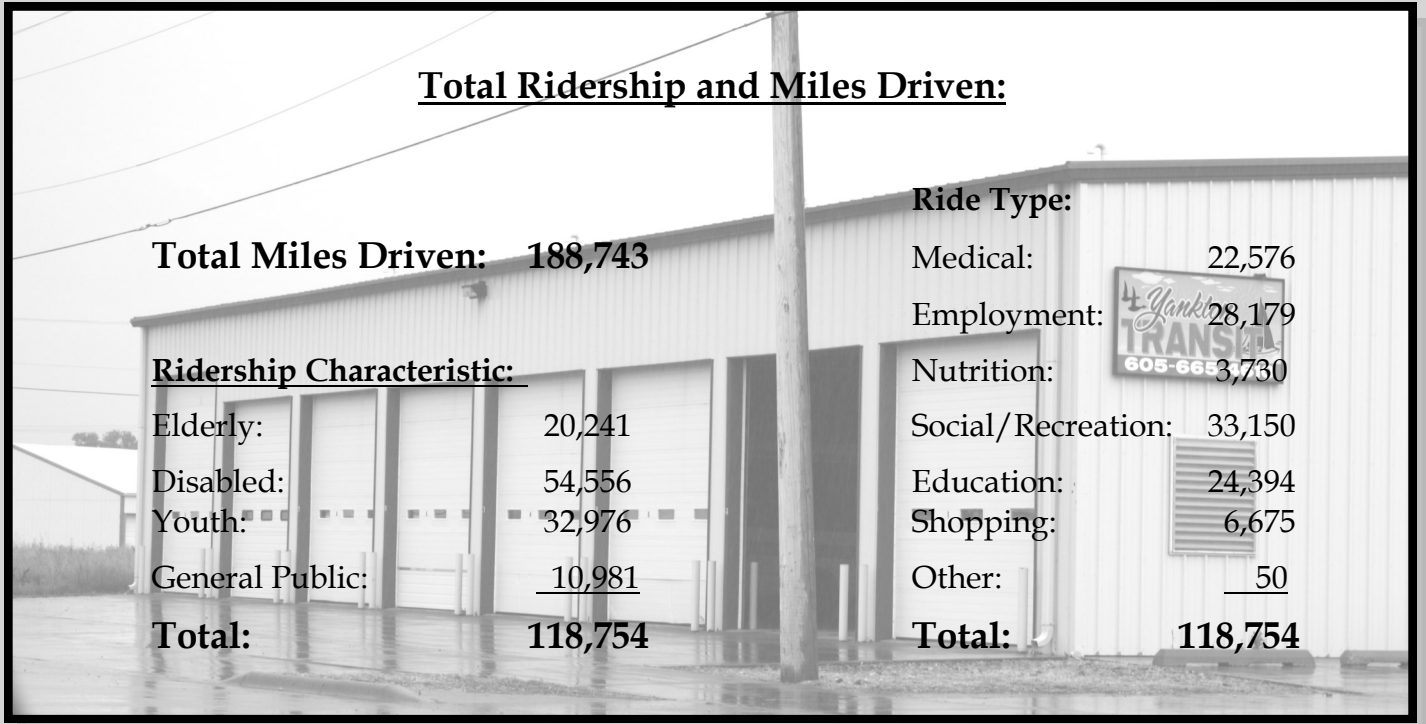
Section 5311 Funds:	\$ 233,765.00	Total Administration Costs:	\$ 186,029.03
Title III-B Funds	\$ 11,017.00	Total Operating Costs:	\$ <u>288,051.77</u>
State Funds:	\$ <u>23,000.00</u>	Total Expenditures:	\$ <b>474,080.80</b>
Total State and Federal Funds:	\$ <b>267,782.00</b>	Includes vehicle insurance costs.	
Local Funds*:	\$ <u>124,384.93</u>	Insurance Cost:	\$ <b>25,253.00</b>
Total Funding:	\$ <b>392,166.93</b>		
Total Cost per Ride:	\$ 7.64	State and Federal Cost per Ride:	\$ 5.21
Total Cost per Mile:	\$ 2.55	State and Federal Cost per Mile:	\$ 1.74

**\*Local Funds represent 31.71% of Total Funds.**

**Rider Fares and Bus Donations = \$78,075.00**

# Yankton Transit - Yankton, South Dakota

Director: Ron Baumgart



**Total Ridership and Miles Driven:**

<p><b>Total Miles Driven: 188,743</b></p> <p><b><u>Ridership Characteristic:</u></b></p> <p>Elderly: 20,241                  Disabled: 54,556                  Youth: 32,976                  General Public: 10,981  <b>Total: 118,754</b></p>	<p><b>Ride Type:</b></p> <p>Medical: 22,576                  Employment: 28,179                  Nutrition: 3,730                  Social/Recreation: 33,150                  Education: 24,394                  Shopping: 6,675                  Other: 50  <b>Total: 118,754</b></p>
---	--

## **Funding and Expenditures:**

Section 5311 Funds:	\$ 330,244.50	Total Administration Costs:	\$ 223,502.40
Title III-B Funds	\$ 14,498.00	Total Operating Costs:	<u>\$ 417,525.05</u>
State Funds:	<u>\$ 36,000.00</u>	<b>Total Expenditures:</b>	<b>\$ 641,027.45</b>
<b>Total State and Federal Funds:</b>	<b>\$ 380,742.50</b>	Includes vehicle insurance costs.	
Local Funds*:	<u>\$ 179,461.56</u>	Insurance Cost:	<b>\$31,511.00</b>
<b>Total Funding:</b>	<b>\$ 560,204.06</b>		

Total Cost per Ride:	\$ 4.72	State and Federal Cost per Ride:	\$ 3.21
----------------------	---------	----------------------------------	---------

Total Cost per Mile:	\$ 2.97	State and Federal Cost per Mile:	\$ 2.02
----------------------	---------	----------------------------------	---------

**\*Local Funds represent 32.04% of Total Funds.**

**Rider Fares and Bus Donations = \$110,623.00**

## Other Transit Program Information

### **Rural Technical Assistance Program (RTAP)**

RTAP provides a source of funding to assist in the design and implementation of training and technical assistance projects and other support services tailored to meet the needs of transit operators in rural areas. In FY 2014, South Dakota received \$111,377 in RTAP funds.

### **FTA Section 5303 Metropolitan Transit Planning Program**

\$426,284 in Section 5303 funds were awarded to conduct transit planning studies in FY 2014. These funds have been consolidated with other Metropolitan Transit Funds and are administered through a separate program of SDDOT.

### **State Funds for Public Transportation in Urban Areas**

\$75,000 in State Funds were granted to the transit organizations in Rapid City and Sioux Falls. These organizations are direct recipients of funding from the Federal Transit Administration. These State dollars help meet the local matching fund requirements of the Federal grants.

### **Drug and Alcohol Testing**

During FY14, each transit agency receiving section 5311, 5309 and 5339 funds must provide drug and alcohol tests for employees in safety-sensitive positions randomly throughout the year. Tests are also conducted based off of new employment and reasonable suspicion. Any positive test is subject to disciplinary action stated in each agencies drug and alcohol policy.

---

**South Dakota Department of Transportation  
Division of Finance & Management  
Office of Air, Rail and Transit  
700 East Broadway Avenue  
Pierre, South Dakota 57501-2586  
Sallie.Collins@state.sd.us – 605/773-7038  
Lisa.Donner@state.sd.us – 605/773-4169  
Jeff.Rutz@state.sd.us – 605/773-8082**

207 Copies of this book were printed at \$1.58 per book.