

**State of South Dakota
Department of Transportation**

**Public and Specialized Transportation
Fiscal Year 2008**

Prepared by:
South Dakota Department of Transportation
Division of Finance & Management
Office of Local Transportation Programs
700 East Broadway Avenue
Pierre, South Dakota 57501-2586
Telephone: (605) 773-4169
(605) 773-7038
(605) 773-3574
Fax: (605) 773-4870
<http://www.sddot.com/fpa/transit>

Introduction

Welcome to the South Dakota Department of Transportation's Public and Special Transportation statistical report for Fiscal Year 2008.

This report is published annually and condenses the fiscal year administration and operational records for the 21 rural public transit systems in South Dakota. The report is published largely to provide information about the performance of the public transit programs for the fiscal year. The report is distributed and available to state and local officials, support agencies, boards of directors, and the general public.

Please send any questions or comments to:

**Melissa Hull or Jackie Mattheis
South Dakota Department of Transportation
Division of Finance & Management
Office of Local Transportation Programs
700 East Broadway Avenue
Pierre, South Dakota 57501-2586
Melissa.Hull@state.sd.us—605/773-7038
Jackie.Mattheis@state.sd.us—605/773-4169**



Table of Contents

Introduction	2
Executive Summary	4-5
Total Passenger and Trip Characteristics	6
Chapter 1 Fiscal Year 2008 Specialized Transportation Statistics	7
Chapter 2 Fiscal Year 2008 Section 5311—Administration and Operating Statistics	8
Rural Public Transit Systems Funding Breakdown	9
Rural Public Transportation System Data	10-30
Chapter 3 Other Fiscal Year 2008 Transit Program Statistics	31

Executive Summary

Approximately 48 organizations are currently providing some form of transit services covering approximately 70 percent of the geographic area within South Dakota. These transit organizations assist elderly citizens, citizens with disabilities, school age children, the general public and low income citizens gain access to needed medical, nutrition, education, employment, social and commercial services, particularly in the rural areas of South Dakota.

Transit providers range in size from those which provide daily fixed route/fixed schedule services, to senior citizen centers in rural small towns which provide demand-response services with schedules and destinations determined on a day-to-day basis.

The South Dakota Department of Transportation, Division of Finance & Management, Office of Local Transportation Programs, administers several programs through the United States Federal Transit Administration (FTA) which support public and specialized transportation service providers in South Dakota. These programs include:

- **Section 5303** provides urban transit planning assistance program funds and transit planning activities in the metropolitan areas of South Dakota including Sioux Falls, Rapid City, and North Sioux City.
- **Section 5304** provides statewide rural planning and research. At the state's discretion, the funds may be used for statewide planning, technical assistance, planning support, research and development for nonurbanized areas.
- **Section 5309** provides capital assistance for new and replacement buses and related equipment and facilities to public bodies and agencies including transit authorities, state and local public bodies and other political subdivisions of states, certain public corporations, boards and commissions established under state law.
- **Section 5310** provides capital grants to private nonprofit organizations to assist them in providing transportation services for elderly persons and/or persons with disabilities.

Section 5310 declares a national policy that elderly persons and persons with disabilities have the same right as other persons to utilize mass transportation services and facilities; that special efforts shall be made in the planning and design of mass transportation facilities and services to assure their availability to elderly persons and persons with disabilities; and that all Federal programs offering assistance in the field of mass transportation should contain provisions implementing this policy.

The goal of the Section 5310 program is to provide assistance in meeting the transportation needs of elderly persons and persons with disabilities where public transportation services are unavailable, insufficient, or inappropriate. The Section 5310 program is designed to supplement FTA's other capital assistance programs by funding transportation projects for elderly persons and persons with disabilities in all areas: urbanized, small urban, and rural. Although grant recipients are private nonprofit organizations usually with specific clientele; transportation services funded under this program may be open to other riders once the immediate transportation needs of the grant recipient's organization are satisfied.

- **Section 5311** provides capital, administration, and operating grants for public transportation service projects in non-urbanized areas (less than 50,000 population).

Section 5311 funds are available for capital, operating and project administration costs for rural public transportation projects in areas other than urbanized areas (50,000 population). Public transportation is defined to mean mass transportation by bus, rail, or other conveyance, either publicly or privately owned, which provides service to the general public on a regular and con-

tinuing basis. Public transportation services funded by Section 5311 may be designed to maximize usage by transportation-disadvantaged persons, provided that the general public is offered an equal opportunity to utilize the transportation services.

Capital expenses under Sections 5309 and 5311 programs include the acquisition, construction, and improvement of public transportation facilities and equipment needed for an efficient and coordinated public transportation system.

- **Section 5311(b)(3)** Rural Technical Assistance (RTAP) provides funds to support the training and technical assistance needs of rural transit operators and drivers.
- **Section 5316** (JARC or Job Access/Reverse Commute) Job Access grants are for the development of new transportation services for low income workers and/or closing gaps in existing service; Reverse Commute projects are meant to provide transportation to suburban jobs from other suburban, urban and rural locations but not necessarily just for low income households. Subgrantees are required to provide a 50% match for operating expenses and a 20% match for capital expenses.
- **Section 5317** (New Freedom Program) formula grants aim to provide additional tools to overcome barriers facing citizens with disabilities seeking to integrate into the workforce and fully participate in society. Lack of adequate transportation is a principal barrier to employment for citizens with disabilities. This program seeks to expand transportation mobility options available to persons with disabilities beyond the requirements of the Americans with Disabilities Act of 1990. Subgrantees are required to provide a 50% match for operating expense. New Freedom funds are not eligible for capital purchases.
- The Office of Local Transportation Programs provides state dollars from the South Dakota Public and Specialized Transportation Assistance Fund to help meet the local matching fund requirements of Federal transit program grantees.

The Office of Local Transportation Programs and the South Dakota Department of Social Services, Division of Adult Services and Aging work in close coordination in matters pertaining to transportation services for people who are elderly or have disabilities. Each year, the Division of Adult Services and Aging provides funds which are dispersed through our office to offset transportation costs for some agencies. Transportation is considered a supportive function eligible through Title III-B. These funds are referred to as Title III-B funds throughout this book.

During Fiscal Year 2008, 394 vehicles funded by FTA Section 5309, FTA Section 5310, and FTA Section 5311, including a few non-FTA funded vehicles receiving FTA Section 5311 operating funds, provided rural public and special transportation services in South Dakota. These 394 vehicles traveled 4,589,600 miles and carried 1,823,905 passengers during Fiscal Year 2008.

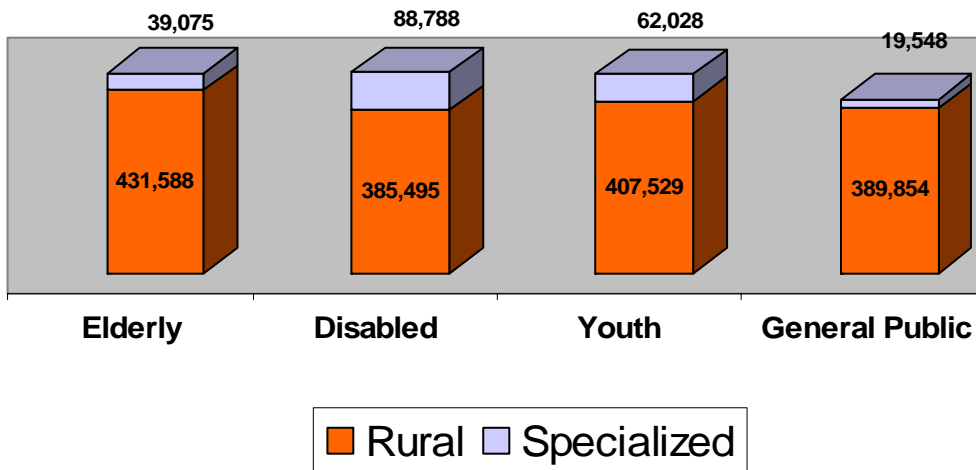
The transit systems operating in Sioux Falls and Rapid City receive FTA Section 5307 urban transit capital and operating funds directly from FTA. During Calendar Year 2008, Sioux Falls and Rapid City public transit vehicles traveled 1,775,250 miles and carried 1,366,224 passengers.

The Deadwood Trolley System provided 206,268 rides and traveled 138,000 miles during Fiscal Year 2008.

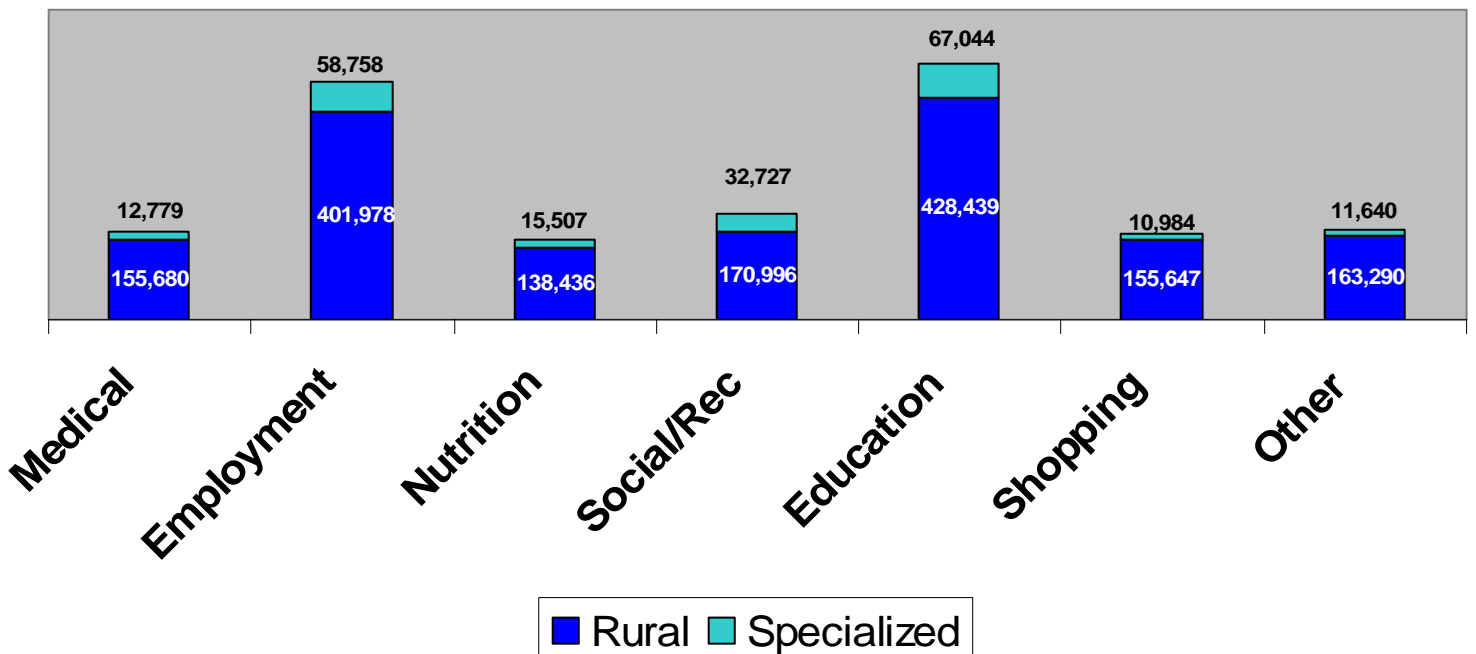
Public and special transportation service providers are a key element in the successful implementation of numerous state policy objectives. Among those is the effort to keep elderly citizens and citizens with disabilities in their own homes and communities—in an independent living status, instead of forcing them into the more costly nursing home environment or requiring them to migrate to large urban areas for needed services.

Rural Public and Specialized Transportation Passenger and Trip Characteristics FY 2008

FY 2008 Passenger Characteristic
Total Rides = 1,823,905



FY 2008 Trip Characteristics
Total Rides = 1,823,905

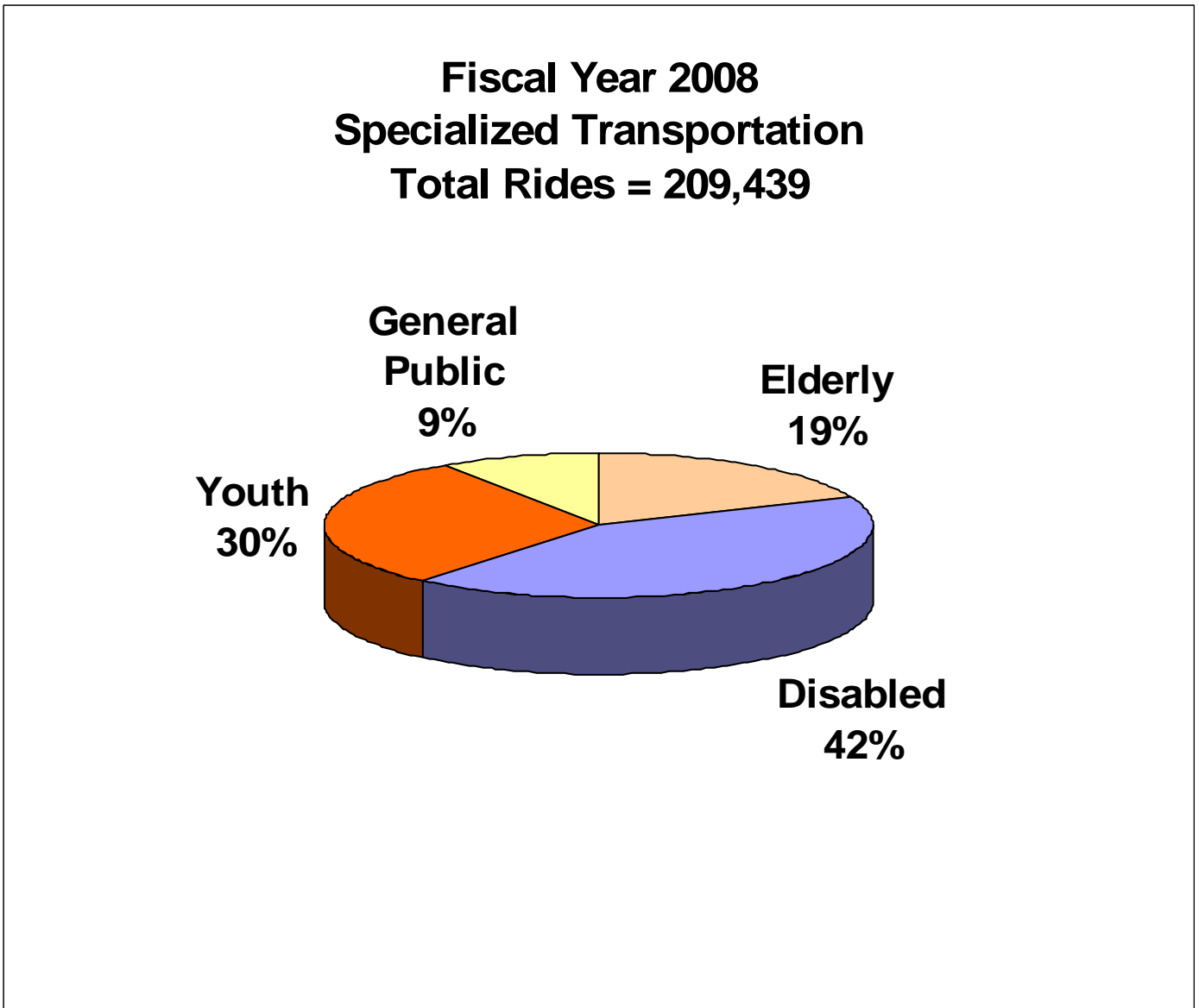


Chapter 1 Fiscal Year 2008 Specialized Transportation Statistics

During Fiscal Year 2008, 72 vehicles operating in South Dakota providing specialized transportation were funded under FTA Section 5309 and FTA Section 5310 programs.

These 72 vehicles traveled 567,194 miles and carried 209,439 passengers.

This graph indicates that citizens with disabilities were the major users of specialized transportation services in South Dakota during Fiscal Year 2008.



Chapter 2 Fiscal Year 2008 Administration and Operating Statistics

The goals of Section 5311 program are to:

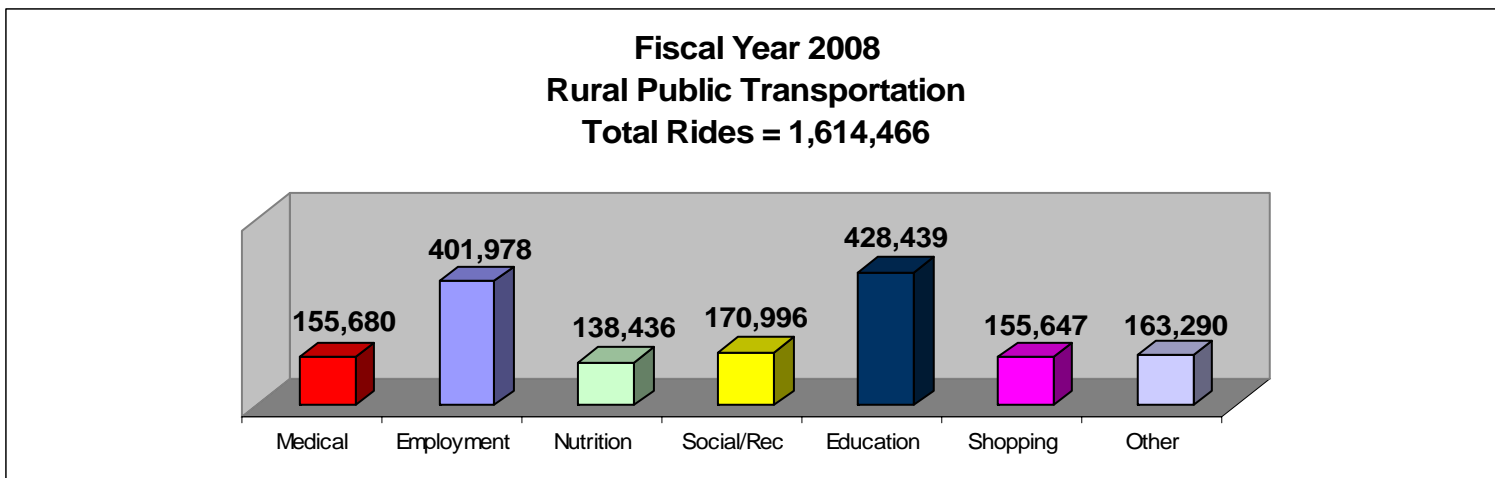
- ◆ Enhance the access of people in non-urbanized areas to health care, shopping, education, employment, public service, and recreation
 - ◆ Assist in the maintenance, development, improvement, and use of public transportation systems in rural and small urban areas.
- ◆ Encourage and make possible the most efficient use of federal funds used to provide passenger transportation in non-urbanized areas through the coordination of programs and services.

The Section 5311 program treats project administration expenses as a separate cost category from capital and operating expenses. Administration expenses are considered “non-operating”, and are funded at 82.82% Federal share.

Operating expenses are considered those costs directly related to system operation. Net operating expenses are those that remain after operating revenues are subtracted from eligible operating expenses. Operating expenses are funded at 51.76% Federal share of the net operating expenses.

Local funds for the 21 rural public transit agencies represent over \$3.62 million or 40.53% of total funds to keep the rural public transits operating.

During Fiscal Year 2008, 21 organizations provided rural public demand-response transportation services in South Dakota. These organizations operated 322 vehicles and contracted with one taxi cab company for a total expenditure of \$8,942,228.69. These vehicles traveled 4,022,406 miles and carried 1,614,466 passengers.



Funding Sources of Rural Public Transit Systems Fiscal Year 2008

Section 5311 Funds = \$4,335,877.20

Local Funds = \$3,624,328.52

State Funds = \$696,212.00

Title III-B Funds = \$285,810.97

Aberdeen Ride Line – Aberdeen, South Dakota

Director: Diana Daly

Aberdeen Ride Line serves Aberdeen and Brown County. Service is provided as requested in the county and smaller communities. Service is Monday through Friday, 7am to 7pm. Aberdeen Ride Line is a ticket agent and feeder service for the inter-city bus service Jefferson Lines. All totals include transit programs for Aberdeen and Groton. Aberdeen Ride Line has 41 vehicles in operation. This includes vehicles that are not operated with any federal or state funds granted to Aberdeen Ride Line.

Total Ridership and Miles Driven:

		Ride Type:	
Total Miles Driven:	319,438	Medical:	15,205
		Employment:	25,922
		Nutrition:	813
		Social/Recreation:	6,732
		Education:	54,562
		Shopping:	6,729
		Other:	<u>4,173</u>
		Total:	114,136
Ridership Characteristic:			
Elderly:	20,679		
Disabled:	53,419		
Youth:	24,097		
General Public:	<u>15,941</u>		
Total:	114,136		

Funding and Expenditures:

Section 5311 Funds:	\$192,600.72	Total Administration Costs*:	\$109,385.25
Title III-B Funds:	\$ 16,117.00	Total Operating Costs:	<u>\$368,661.99</u>
State Funds:	<u>\$ 56,388.00</u>	Total Expenditures:	\$478,047.24
Total State and Federal Funds:	\$265,105.72	*Includes vehicle insurance costs.	
Local Funds**:	<u>\$212,941.52</u>	Insurance Cost:	\$7,125.50
Total Funding:	\$478,047.24		

****Local Funds represent 44.54% of Total Funds.**

Rider Fares and Bus Donations = \$57,894.85

Total Cost per Ride:	\$4.19	State and Federal Cost per Ride:	\$2.33
Total Cost per Mile:	\$1.50	State and Federal Cost per Mile:	\$0.83

Arrow Transit - Lemmon, South Dakota
Director: Christina Block

Arrow Transit serves Bison, Faith and Lemmon. Lemmon service is Monday through Friday from 7:30am to 5:15pm, and Sunday from 8:00am to 1:00pm. Arrow Transit provides regular scheduled trips to Bismarck, Dickinson, and Hettinger, ND, and to Rapid City, SD. Bison provides two trips a month to Lemmon, Hettinger or Bowman, ND, upon request for medical needs. Arrow Transit has 21 vehicles in operation.

Total Ridership and Miles Driven:

		Ride Type:		
Total Miles Driven:	138,972	Medical:	3,434	
		Employment:	12,562	
		Nutrition:	13,061	
		Social/Recreation:	10,333	
		Education:	8,664	
		Shopping:	13,598	
		Other:	<u>0</u>	
		Total:	61,652	
 Ridership Characteristic:				
Elderly:	33,246			
Disabled:	14,252			
Youth:	9,651			
General Public:	<u>4,503</u>			
Total:	61,652			

Funding and Expenditures:

Section 5311 Funds:	\$ 98,398.01	Total Administration Costs*:\$120,334.88
Title III-B Funds:	\$ 10,617.00	Total Operating Costs: <u>\$161,862.49</u>
State Funds:	<u>\$ 32,221.00</u>	Total Expenditures: \$282,197.37
Total State and Federal Funds:	\$141,236.01	*Includes vehicle insurance costs.
Local Funds**:	<u>\$140,961.36</u>	Insurance Cost: \$34,498.83
Total Funding:	\$282,197.37	

**Local Funds represent 49.95% of Total Funds.

Rider Fares and Bus Donations = \$34,488.30

Total Cost per Ride:	\$4.58	State and Federal Cost per Ride: \$2.29
Total Cost per Mile:	\$2.03	State and Federal Cost per Mile: \$1.02

Brandon City Transit - Brandon, South Dakota

Director: Jessica Pickett

Brandon City Transit serves the City of Brandon. Service is provided Monday through Friday 9:00am to 3:00pm and Sundays for church services.

Brandon City Transit has 1 vehicle in operation.

Total Ridership and Miles Driven:

		Ride Type:	
Total Miles Driven:	14,354	Medical:	453
		Employment:	169
		Nutrition:	10
		Social/Recreation:	1,569
		Education:	5,228
		Shopping:	1,267
		Other:	<u>725</u>
		Total:	9,421
Ridership Characteristic:			
Elderly:	2,908		
Disabled:	318		
Youth:	5,207		
General Public:	<u>988</u>		
Total:	9,421		

Funding and Expenditures:

Section 5311 Funds:	\$27,377.25	Total Administration Costs*:	\$ 9,749.28
Title III-B Funds:	\$ 1,109.00	Total Operating Costs:	<u>\$39,095.46</u>
State Funds:	<u>\$ 3,008.00</u>	Total Expenditures:	\$48,844.74
Total State and Federal Funds:	\$31,494.25	*Includes vehicle insurance costs.	
Local Funds**:	<u>\$17,350.49</u>	Insurance Cost:	\$499.61
Total Funding:	\$48,844.74		

****Local Funds represent 35.52% of Total Funds.**

Rider Fares and Bus Donations = \$5,520.46

Total Cost per Ride:	\$5.18	State and Federal Cost per Ride:	\$3.34
Total Cost per Mile:	\$3.40	State and Federal Cost per Mile:	\$2.19

Brookings Area Transit Authority - Brookings, South Dakota
 Director: Brenda Schweitzer

Brookings Area Transit Authority serves Brookings and Brookings County. Service in Brookings is Monday through Friday 5:00AM to 10:00PM; Saturday 7:00 AM – 10:00 PM, and Sunday from 7:30AM to 6:00PM. Advanced reservations suggested; same-day service available. BATA serves surrounding communities and service is available to Watertown, Sioux Falls and area with prior arrangements. BATA is a Medicaid Provider and has 20 vehicles in operation.

Total Ridership and Miles Driven:

		Ride Type:		
Total Miles Driven:	282,294	Medical:	6,017	
		Employment:	27,542	
		Nutrition:	3,186	
		Social/Recreation:	33,925	
		Education:	17,890	
		Shopping:	12,359	
		Other:	<u>1,082</u>	
		Total:	102,001	
Ridership Characteristic:				
Elderly:	12,541			
Disabled:	24,440			
Youth:	25,675			
General Public:	<u>39,345</u>			
Total:	102,001			

Funding and Expenditures:

Section 5311 Funds:	\$372,876.70	Total Administration Costs*:	\$247,130.01
Title III-B Funds:	\$ 9,397.00	Total Operating Costs:	<u>\$440,005.87</u>
State Funds:	<u>\$ 41,432.00</u>	Total Expenditures:	\$687,135.88
Total State and Federal Funds:	\$423,705.70	*Includes vehicle insurance costs.	
Local Funds**:	<u>\$263,430.18</u>	Insurance Cost:	\$52,068.86
Total Funding:	\$687,135.88		

****Local Funds represent 38.34% of Total Funds.**

Rider Fares and Bus Donations = \$106,521.36

Total Cost per Ride:	\$6.73	State and Federal Cost per Ride:	\$4.15
Total Cost per Mile:	\$2.43	State and Federal Cost per Mile:	\$1.50

Community Transit - Sisseton, South Dakota

Director: Carol Seurer

Community Transit serves Milbank, Lennox, Sisseton, Webster, Eureka, Bowdle and Britton daily. Service in Marshall, Day, Roberts, Edmunds, Campbell, and McPherson counties is provided upon request. Community Transit has 13 vehicles in operation.

Total Ridership and Miles Driven:

		Ride Type:	
Total Miles Driven:	155,241	Medical:	8,584
		Employment:	1,945
		Nutrition:	22,051
		Social/Recreation:	3,418
		Education:	20,059
		Shopping:	21,897
		Other:	<u>5,428</u>
		Total:	83,382
Ridership Characteristic:			
Elderly:	55,751		
Disabled:	2,612		
Youth:	20,046		
General Public:	<u>4,973</u>		
Total:	83,382		

Funding and Expenditures:

Section 5311 Funds:	\$210,460.81	Total Administration Costs*:	\$150,095.01
Title III-B Funds:	\$ 32,392.99	Total Operating Costs:	<u>\$235,245.06</u>
State Funds:	<u>\$ 35,905.00</u>	Total Expenditures:	\$385,340.07
Total State and Federal Funds:	\$278,758.80	*Includes vehicle insurance costs.	
Local Funds**:	<u>\$106,581.27</u>	Insurance Cost:	\$54,361.98
Total Funding:	\$385,340.07		

****Local Funds represent 27.66% of Total Funds.**

Rider Fares and Bus Donations = \$58,793.57

Total Cost per Ride:	\$4.62	State and Federal Cost per Ride:	\$3.34
Total Cost per Mile:	\$2.48	State and Federal Cost per Mile:	\$1.80

Dell Rapids Transit - Dell Rapids, South Dakota

Director: Jessica Pickett

Dell Rapids Transit serves the City of Dell Rapids. Service is provided Tuesday through Thursday from 9:00am to 3:30pm. Dell Rapids Transit has 1 vehicle in operation.

Total Ridership and Miles Driven:

		Ride Type:	
Total Miles Driven:	7,308	Medical:	384
		Employment:	5
Ridership Characteristic:		Nutrition:	130
Elderly:	2,524	Social/Recreation:	344
Disabled:	0	Education:	1,350
Youth:	1,354	Shopping:	1,562
General Public:	<u>115</u>	Other:	<u>218</u>
Total:	3,993	Total:	3,993

Funding and Expenditures:

Section 5311 Funds:	\$13,827.06	Total Administration Costs*:	\$ 8,317.00
Title III-B Funds:	\$ 1,109.00	Total Operating Costs:	<u>\$14,046.36</u>
State Funds:	<u>\$ 2,280.00</u>	Total Expenditures:	\$22,363.36
Total State and Federal Funds:	\$17,216.06	*Includes vehicle insurance costs.	
Local Funds**:	<u>\$ 5,147.30</u>	Insurance Cost:	\$525.00
Total Funding:	\$22,363.36		

****Local Funds represent 23.02% of Total Funds.**

Rider Fares and Bus Donations = \$3,390.80

Total Cost per Ride:	\$5.60	State and Federal Cost per Ride:	\$4.31
Total Cost per Mile:	\$3.06	State and Federal Cost per Mile:	\$2.36

East Dakota Transit - Madison, South Dakota

Director: Jessica Pickett

East Dakota transit serves Madison and Lake County. Service in Madison is provided during the school year, Monday through Friday from 7:30am to 4:30pm and during the summer from 8:00am to 4:30pm; and as needed in the county and smaller communities. Services is provided on Sundays for church services. East Dakota Transit has 3 vehicles in operation.

Total Ridership and Miles Driven:

		Ride Type:	
Total Miles Driven:	28,764	Medical:	1,375
		Employment:	9,633
		Nutrition:	126
		Social/Recreation:	1,456
		Education:	5,482
		Shopping:	752
		Other:	<u>1,391</u>
		Total:	20,215
		Total:	20,215

Ridership Characteristic:

Elderly:	3,758
Disabled:	10,608
Youth:	4,975
General Public:	<u>874</u>
Total:	20,215

Funding and Expenditures:

Section 5311 Funds:	\$65,474.59	Total Administration Costs*:\$	28,190.47
Title III-B Funds:	\$ 4,715.00	Total Operating Costs:	<u>\$101,714.38</u>
State Funds:	<u>\$ 9,249.00</u>	Total Expenditures:	\$129,904.85
Total State and Federal Funds:	\$ 79,438.59	*Includes vehicle insurance costs.	
Local Funds**:	<u>\$ 50,466.26</u>	Insurance Cost:	\$5,580.60
Total Funding:	\$129,904.85		

****Local Funds represent 38.85% of Total Funds.**

Rider Fares and Bus Donations = \$19,406.43

Total Cost per Ride:	\$6.43	State and Federal Cost per Ride:	\$3.93
Total Cost per Mile:	\$4.52	State and Federal Cost per Mile:	\$2.76

Inter-Lakes Community Action Transit - Madison, South Dakota

Director: Jessica Pickett

Inter-Lakes Community Action Transit serves Deuel, Miner and Moody counties and communities. Service is provided upon request with regular Monday through Friday service in Flandreau and Clear Lake. Regular service in Howard, Tuesday through Friday and two Mondays a month. Inter-Lakes Community Action Transit has 3 vehicles in operation.

Total Ridership and Miles Driven:

		Ride Type:	
Total Miles Driven:	23,254	Medical:	2,194
		Employment:	471
		Nutrition:	918
		Social/Recreation:	2,278
		Education:	3,621
		Shopping:	3,477
		Other:	<u>1,529</u>
		Total:	14,479
Ridership Characteristic:			
Elderly:	9,744		
Disabled:	936		
Youth:	3,568		
General Public:	<u>231</u>		
Total:	14,479		

Funding and Expenditures:

Section 5311 Funds:	\$50,319.39	Total Administration Costs*:	\$20,254.89
Title III-B Funds:	\$ 4,540.00	Total Operating Costs:	<u>\$78,819.65</u>
State Funds:	<u>\$ 8,769.00</u>	Total Expenditures:	\$99,074.54
Total State and Federal Funds:	\$63,628.39	*Includes vehicle insurance costs.	
Local Funds**:	<u>\$35,446.15</u>	Insurance Cost:	\$1,623.08
Total Funding:	\$99,074.54		

****Local Funds represent 35.78% of Total Funds.**

Rider Fares and Bus Donations = \$11,317.49

Total Cost per Ride:	\$6.84	State and Federal Cost per Ride:	\$4.39
Total Cost per Mile:	\$4.26	State and Federal Cost per Mile:	\$2.74

Palace Transit - Mitchell, South Dakota

Director: Brenda Paradis

Palace Transit serves Mitchell and Davison County. Mitchell service is provided Monday through Thursday from 5:30am to 2:00am. Friday from 5:30am to 3:00am, Saturday 5:30am to 3:00am, Sunday 6:00am to 10:00pm. Service in the county and smaller communities is provided upon request. Palace Transit has 17 vehicles in operation. This includes vehicles that are not operated with federal or state funds granted to Palace Transit.

Total Ridership and Miles Driven:

		Ride Type:	
Total Miles Driven:	243,192	Medical:	18,448
		Employment:	22,153
		Nutrition:	1,281
		Social/Recreation:	34,821
		Education:	29,055
		Shopping:	5,060
		Other:	<u>1,706</u>
		Total:	112,524
		Ridership Characteristic:	
Elderly:	21,633		
Disabled:	31,712		
Youth:	31,136		
General Public:	<u>28,043</u>		
Total:	112,524		

Funding and Expenditures:

Section 5311 Funds:	\$281,109.96	Total Administration Costs*:	\$137,362.92
Title III-B Funds:	\$ 19,311.00	Total Operating Costs:	<u>\$392,378.42</u>
State Funds:	<u>\$ 57,519.00</u>	Total Expenditures:	\$529,741.34
Total State and Federal Funds:	\$357,939.96	*Includes vehicle insurance costs.	
Local Funds**:	<u>\$171,801.38</u>	Insurance Cost:	\$8,132.00
Total Funding:	\$529,741.34		

****Local Funds represent 26.77% of Total Funds.**

Rider Fares and Bus Donations = \$109,189.91

Total Cost per Ride:	\$4.71	State and Federal Cost per Ride:	\$3.18
Total Cost per Mile:	\$2.18	State and Federal Cost per Mile:	\$1.47

People's Transit - Huron, South Dakota

Director: Sandy Mack

People's Transit serves Huron and Beadle County. Service in the county and smaller communities is provided upon request. Huron service operates Monday through Friday from 6:00am to 8:00pm, Saturday from 8:00am to 8:00pm, and Sunday from 8:00am to 2pm. People's Transit has 17 vehicles in operation. This includes vehicles that are not operated with federal or state funds granted to People's Transit.

Total Ridership and Miles Driven:

		Ride Type:	
Total Miles Driven:	213,366	Medical:	22,440
		Employment:	55,542
		Nutrition:	1,726
		Social/Recreation:	11,049
		Education:	68,460
		Shopping:	12,924
		Other:	<u>3,734</u>
		Total:	175,875
Ridership Characteristic:			
Elderly:	34,201		
Disabled:	46,676		
Youth:	72,749		
General Public:	<u>22,249</u>		
Total:	175,875		

Funding and Expenditures:

Section 5311 Funds:	\$314,164.61	Total Administration Costs*:	\$161,669.2
Title III-B Funds:	\$ 18,722.00	Total Operating Costs:	<u>\$449,399.76</u>
State Funds:	<u>\$ 45,436.00</u>	Total Expenditures:	\$611,068.96
Total State and Federal Funds:	\$378,322.61	*Includes vehicle insurance costs.	
Local Funds**:	<u>\$232,746.35</u>	Insurance Cost:	\$19,950.00
Total Funding:	\$611,068.96		

****Local Funds represent 38.09% of Total Funds.**

Rider Fares and Bus Donations = \$51,224.28

Total Cost per Ride:	\$3.47	State and Federal Cost per Ride:	\$2.15
Total Cost per Mile:	\$2.86	State and Federal Cost per Mile:	\$1.77

River Cities Transit - Pierre, South Dakota

Director: Ron Baumgart

River Cities Transit provides 24-hour service in Pierre, Fort Pierre and the surrounding area. Also serving Gettysburg, Lower Brule, Blunt, Harrold, Vivian and Highmore. All totals include transit programs for Pierre, Lower Brule and Gettysburg. River Cities Transit is a ticket agent and feeder service for the inter-city bus service Jefferson Lines. River Cities Transit has 66 vehicles in operation. This includes vehicles that are not operated with federal or state funds granted to River Cities Transit.

Total Ridership and Miles Driven:

		Ride Type:	
Total Miles Driven:	968,375	Medical:	15,954
		Employment:	56,914
		Nutrition:	3,976
Ridership Characteristic:		Social/Recreation:	7,426
Elderly:	22,027	Education:	81,014
Disabled:	52,653	Shopping:	11,627
Youth:	76,629	Other:	<u>93,807</u>
General Public:	<u>119,409</u>	Total:	270,718
Total:	270,718		

Funding and Expenditures:

Section 5311 Funds:	\$1,127,115.40	Total Administration Costs*:	\$ 626,360.55
Title III-B Funds:	\$ 13,682.00	Total Operating Costs:	<u>\$1,597,328.40</u>
State Funds:	<u>\$ 93,465.00</u>	Total Expenditures:	\$2,223,688.95
Total State and Federal Funds:	\$1,234,262.40	*Includes vehicle insurance costs.	
Local Funds**:	<u>\$ 989,426.55</u>	Insurance Cost:	\$71,837.80
Total Funding:	\$2,223,688.95		

****Local Funds represent 44.49% of Total Funds.**

Rider Fares and Bus Donations = \$255,457.86

Total Cost per Ride:	\$8.21	State and Federal Cost per Ride:	\$4.56
Total Cost per Mile:	\$2.29	State and Federal Cost per Mile:	\$1.27

ROCS Transit - Lake Andes, South Dakota

Director: Winnie Jo Jons

ROCS Transit serves the counties of Aurora, Bon Homme, Charles Mix, Douglas, Gregory, Hanson and Turner. Also serving cities of Beresford, Bridgewater, Canton, Hudson, Wessington Springs, Winner and Tripp. Regular trips to Mitchell, Yankton and Sioux Falls are available in most areas upon request. ROCS Transit has 37 vehicles in operation.

Total Ridership and Miles Driven:

		Ride Type:	
Total Miles Driven:	388,088	Medical:	14,299
		Employment:	25,507
		Nutrition:	72,137
		Social/Recreation:	9,548
		Education:	49,377
		Shopping:	15,441
		Other:	<u>4,472</u>
		Total:	190,781
Ridership Characteristic:			
Elderly:	104,853		
Disabled:	27,808		
Youth:	47,756		
General Public:	<u>10,364</u>		
Total:	190,781		

Funding and Expenditures:

Section 5311 Funds:	\$391,413.48	Total Administration Costs*:	\$187,686.24
Title III-B Funds:	\$ 35,626.00	Total Operating Costs:	<u>\$706,696.81</u>
State Funds:	<u>\$ 81,632.00</u>	Total Expenditures:	\$894,383.05
Total State and Federal Funds:	\$508,671.48	*Includes vehicle insurance costs.	
Local Funds**:	<u>\$385,711.57</u>	Insurance Cost:	\$32,477.29
Total Funding:	\$894,383.05		

****Local Funds represent 43.12% of Total Funds.**

Rider Fares and Bus Donations = \$136,724.77

Total Cost per Ride:	\$4.69	State and Federal Cost per Ride:	\$2.67
Total Cost per Mile:	\$2.30	State and Federal Cost per Mile:	\$1.31

Rosebud Sioux Tribe Transportation - Rosebud, South Dakota

Director: LeRoy Sleeping Bear

Rosebud Sioux Tribe Transportation serves the Rosebud Indian Reservation and communities in Todd and Mellette Counties. Service is provided upon request with regular trips to Rapid City, Pierre, Sioux Falls, Yankton, and Valentine, Nebraska. Rosebud Sioux Tribe Transportation has 8 vehicles in operation.

Total Ridership and Miles Driven:

		Ride Type:	
Total Miles Driven:	246,947	Medical:	4,458
		Employment:	26,263
		Nutrition:	151
		Social/Recreation:	804
		Education:	509
		Shopping:	2,580
		Other:	<u>34,421</u>
		Total:	69,186
Ridership Characteristic:			
Elderly:	7,835		
Disabled:	158		
Youth:	509		
General Public:	<u>60,684</u>		
Total:	69,186		

Funding and Expenditures:

Section 5311 Funds:	\$108,884.88	Total Administration Costs*:	\$ 58,285.22
Title III-B Funds:	\$ 0	Total Operating Costs:	<u>\$203,820.10</u>
State Funds:	<u>\$ 44,465.00</u>	Total Expenditures:	\$262,105.32
Total State and Federal Funds:	\$153,349.88	*Includes vehicle insurance costs.	
Local Funds**:	<u>\$108,755.44</u>	Insurance Cost:	\$9,192.00
Total Funding:	\$262,105.32		

****Local Funds represent 41.49% of Total Funds.**

Rider Fares and Bus Donations = \$46,716.06

Total Cost per Ride:	\$3.79	State and Federal Cost per Ride:	\$2.22
Total Cost per Mile:	\$1.06	State and Federal Cost per Mile:	\$0.62

Sanborn County Transit - Woonsocket, South Dakota

Director: Myrna Peterson

Sanborn County Transit serves Sanborn County. Service is provided upon request with regular trips to Wessington Springs, Mitchell and Huron. Sanborn County Transit has 2 vehicles in operation.

Total Ridership and Miles Driven:

		Ride Type:	
Total Miles Driven:	7,482	Medical:	299
		Employment:	1
		Nutrition:	369
		Social/Recreation:	107
		Education:	12
		Shopping:	2,220
		Other:	<u>2</u>
		Total:	3,010
Ridership Characteristic:			
Elderly:	2,305		
Disabled:	0		
Youth:	38		
General Public:	<u>667</u>		
Total:	3,010		

Funding and Expenditures:

Section 5311 Funds:	\$19,745.99	Total Administration Costs*:	\$13,231.73
Title III-B Funds	\$ 1,816.00	Total Operating Costs:	<u>\$26,136.85</u>
State Funds:	<u>\$ 3,556.00</u>	Total Expenditures:	\$39,368.58
Total State and Federal Funds:	\$25,117.99	*Includes vehicle insurance costs.	
Local Funds**:	<u>\$14,250.59</u>	Insurance Cost:	\$1,953.19
Total Funding:	\$39,368.58		

****Local Funds represent 36.19% of Total Funds.**

Rider Fares and Bus Donations = \$1,988.32

Total Cost per Ride:	\$13.08	State and Federal Cost per Ride:	\$8.34
Total Cost per Mile:	\$ 5.26	State and Federal Cost per Mile:	\$3.36

Siouxland Regional Transit System - Sioux City, Iowa

Director: Sandy Langel

Siouxland Regional Transit System serves southern Union County including Jefferson, Elk Point, North Sioux City, and Dakota Dunes upon request. Service is available Monday through Friday 9:00am through 5:00pm. Siouxland Regional Transit System has 1 vehicle in operation.

Total Ridership and Miles Driven:

		Ride Type:	
Total Miles Driven:	3,232	Medical:	1,105
		Employment:	132
		Nutrition:	11
		Social/Recreation:	26
		Education:	0
		Shopping:	100
		Other:	<u>7</u>
		Total:	1,381
Ridership Characteristic:			
Elderly:	1,238		
Disabled:	68		
Youth:	0		
General Public:	<u>75</u>		
Total:	1,381		

Funding and Expenditures:

Section 5311 Funds:	\$35,265.79	Total Administration Costs*:	\$10,986.77
Title III-B Funds:	\$ 0	Total Operating Costs:	<u>\$64,208.62</u>
State Funds:	<u>\$ 6,120.00</u>	Total Expenditures:	\$75,195.39
Total State and Federal Funds:	\$41,385.79	*Includes vehicle insurance costs.	
Local Funds**:	<u>\$33,809.60</u>	Insurance Cost:	\$3,919.50
Total Funding:	\$75,195.39		

****Local Funds represent 44.96% of Total Funds.**

Rider Fares and Bus Donations = \$11,655.00

Total Cost per Ride:	\$54.45	State and Federal Cost per Ride:	\$29.97
Total Cost per Mile:	\$23.27	State and Federal Cost per Mile:	\$12.81

Spink County Public Transit - Redfield, South Dakota

Director: Peggy L Morris

Spink County Public Transit serves Redfield and Spink County. Redfield service is provided Monday through Friday from 8:00am to 4:00pm with regular trips to Aberdeen and Watertown. Services in the county and smaller communities upon request. Courtesy rides to Redfield Area Concert Association concerts are free of charge. Redfield has 4 vehicles in operation.

Total Ridership and Miles Driven:

		Ride Type:	
Total Miles Driven:	25,620	Medical:	1,350
Ridership Characteristic:		Employment:	993
Elderly:	7,357	Nutrition:	1,317
Disabled:	162	Social/Recreation:	1,280
Youth:	8,585	Education:	8,285
General Public:	<u>1,184</u>	Shopping:	3,162
Total:	17,288	Other:	<u>901</u>
		Total:	17,288

Funding and Expenditures:

Section 5311 Funds:	\$41,370.34	Total Administration Costs*:	\$22,634.22
Title III-B Funds	\$ 2,563.00	Total Operating Costs:	<u>\$57,017.36</u>
State Funds:	<u>\$ 8,397.00</u>	Total Expenditures:	\$79,651.58
Total State and Federal Funds:	\$52,330.34	*Includes vehicle insurance costs.	
Local Funds**:	<u>\$27,321.24</u>	Insurance Cost:	\$7,709.00
Total Funding:	\$79,651.58		

****Local Funds represent 34.30% of Total Funds.**

Rider Fares and Bus Donations = \$13,306.60

Total Cost per Ride:	\$4.61	State and Federal Cost per Ride:	\$3.03
Total Cost per Mile:	\$3.11	State and Federal Cost per Mile:	\$2.04

Standing Rock Public Transportation - Fort Yates, North Dakota

Director: Pamela Ternes

Standing Rock Public Transportation operates 11 one-way fixed routes and demand response services Monday through Friday within the Standing Rock Reservation and to and from Bismarck, North Dakota, and Mobridge, South Dakota. Counties served are Burleigh, Morton and Sioux in North Dakota and Corson and Walworth in South Dakota. Communities and areas served are: Mobridge, Grand River Casino, Wakpala, Kenel, Little Eagle, Bullhead, Bear Soldier South and McLaughlin in South Dakota and Fort Yates, Porcupine, Selfridge, Prairie Knights Casino, Mandan, and Bismarck in North Dakota. Feeder services are coordinated each Monday and Thursday to and from Sioux Falls, Rapid City, Pierre, Onida, Gettysburg, Selby, Mobridge and McLaughlin, South Dakota and Fort Yates and Bismarck, North Dakota. These services are a result of a partnership with Jefferson Lines, River Cities Transit, Standing Rock Public Transportation and Bis-Man Transit. For a complete schedule go to www.sittingbull.edu/aboutus/transportation. The transit program has 7 vehicles in operation with wheelchair lift accessibility. This includes vehicles that are not operated with federal or state funds that are granted to Standing Rock Public Transportation.

Total Ridership and Miles Driven:

		Ride Type:	
Total Miles Driven:	227,419	Medical:	134
		Employment:	13,941
		Nutrition:	0
		Social/Recreation:	60
		Education:	2,571
		Shopping:	303
		Other:	<u>425</u>
		Total:	17,434
Ridership Characteristic:			
Elderly:	3,128		
Disabled:	56		
Youth:	2,771		
General Public:	<u>11,479</u>		
Total:	17,434		

Funding and Expenditures:

Section 5311 Funds:	\$ 78,295.01	Total Administration Costs*:	\$ 56,631.00
Title III-B Funds	\$ 0	Total Operating Costs:	<u>\$133,334.00</u>
State Funds:	<u>\$ 18,369.00</u>	Total Expenditures:	\$189,965.00
Total State and Federal Funds:	\$ 96,664.01	*Includes vehicle insurance costs.	
Local Funds**:	<u>\$ 93,300.99</u>	Insurance Cost:	\$16,399.00.00
Total Funding:	\$189,965.00		

****Local Funds represent 49.11% of Total Funds.**

Rider Fares and Bus Donations = \$31,576.00

Total Cost per Ride:	\$10.90	State and Federal Cost per Ride:	\$5.54
Total Cost per Mile:	\$0.84	State and Federal Cost per Mile:	\$0.43

Vermillion Public Transit - Vermillion, South Dakota

Director: Barb Ballensky

Vermillion Public Transit serves Vermillion, Burbank, Meckling and the surrounding area. Service is provided upon request. Vermillion Public Transit has 8 vehicles in operation.

Total Ridership and Miles Driven:

		Ride Type:
Total Miles Driven:	83,236	Medical: 2,880
		Employment: 31,136
		Nutrition: 1,242
		Social/Recreation: 3,875
		Education: 1,563
		Shopping: 23,934
		Other: <u>211</u>
		Total: 64,841
Ridership Characteristic:		
Elderly:	13,673	
Disabled:	27,195	
Youth:	2,384	
General Public:	<u>21,589</u>	
Total:	64,841	

Funding and Expenditures:

Section 5311 Funds:	\$145,189.73	Total Administration Costs*: \$ 70,771.31
Title III-B Funds	\$ 16,333.00	Total Operating Costs: <u>\$216,191.60</u>
State Funds:	<u>\$ 25,181.00</u>	Total Expenditures: \$286,962.91
Total State and Federal Funds:	\$186,703.73	*Includes vehicle insurance costs.
Local Funds**:	<u>\$100,259.18</u>	Insurance Cost: \$11,452.49
Total Funding:	\$286,962.91	

****Local Funds represent 34.94% of Total Funds.**

Rider Fares and Bus Donations = \$19,755.67

Total Cost per Ride:	\$4.43	State and Federal Cost per Ride: \$2.88
Total Cost per Mile:	\$3.48	State and Federal Cost per Mile: \$2.24

Watertown Area Transit - Watertown, South Dakota

Director: Don Walder

Watertown Area Transit serves Watertown and Codington County. Watertown service hours are Monday through Friday from 6:00am to 9:30pm, and Saturday from 8:30am to 6:30pm or by request to 9:30pm. Service in the county and smaller communities is provided upon request.

Watertown Area Transit has 6 vehicles in operation.

Total Ridership and Miles Driven:

		Ride Type:	
Total Miles Driven:	75,938	Medical:	2,969
		Employment:	20,680
		Nutrition:	2,098
		Social/Recreation:	11,179
		Education:	5,738
		Shopping:	3,131
		Other:	<u>0</u>
		Total:	45,795
Ridership Characteristic:			
Elderly:	16,961		
Disabled:	11,635		
Youth:	5,231		
General Public:	<u>11,968</u>		
Total:	45,795		

Funding and Expenditures:

Section 5311 Funds:	\$113,676.38	Total Administration Costs*:	\$ 68,191.65
Title III-B Funds	\$ 10,801.00	Total Operating Costs:	<u>\$171,547.63</u>
State Funds:	<u>\$ 17,459.00</u>	Total Expenditures:	\$239,739.28
Total State and Federal Funds:	\$141,936.38	*Includes vehicle insurance costs.	
Local Funds**:	<u>\$ 97,802.90</u>	Insurance Cost:	\$20,721.00
Total Funding:	\$239,739.28		

****Local Funds represent 39.10% of Total Funds.**

Rider Fares and Bus Donations = \$50,479.83

Total Cost per Ride:	\$5.23	State and Federal Cost per Ride:	\$3.10
Total Cost per Mile:	\$3.16	State and Federal Cost per Mile:	\$1.87

West River Transit Authority - Spearfish, South Dakota

Director: Barb Cline

West River Transit Authority administrative offices are located in Spearfish. Services are provided in Lawrence, Meade, Custer, Fall River, Butte Counties and in to Pennington County. Spearfish and Deadwood/Lead/Central City service is Monday through Sunday. Other services in Sturgis, White-wood, Belle Fourche, Custer, Hot Sprints and Edgemont are scheduled Monday through Friday.

Medical trips to Rapid City are scheduled each week on Monday, Wednesday, and Friday.

West River Transit Authority has 31 vehicles in operation.

Total Ridership and Miles Driven:

Total Miles Driven:		373,469		Ride Type:	
		Medical:	15,429		
		Employment:	30,129		
		Nutrition:	9,821		
		Social/Recreation:	16,242		
		Education:	26,014		
		Shopping:	9,041		
		Other:	<u>5,923</u>		
		Total:	112,599		
Ridership Characteristic:					
Elderly:	37,762				
Disabled:	22,071				
Youth:	26,647				
General Public:	<u>26,119</u>				
Total:	112,599				

Funding and Expenditures:

Section 5311 Funds:	\$451,969.79	Total Administration Costs*:	\$295,834.50
Title III-B Funds	\$ 72,745.98	Total Operating Costs:	<u>\$686,111.49</u>
State Funds:	<u>\$ 65,281.00</u>	Total Expenditures:	\$981,945.99
Total State and Federal Funds:	\$589,996.77	*Includes vehicle insurance costs.	
Local Funds**:	<u>\$391,949.22</u>	Insurance Cost:	\$60,236.00
Total Funding:	\$981,945.99		

****Local Funds represent 39.91% of Total Funds.**

Rider Fares and Bus Donations = \$62,452.36

Total Cost per Ride:	\$8.72	State and Federal Cost per Ride:	\$5.24
Total Cost per Mile:	\$2.63	State and Federal Cost per Mile:	\$1.58

Yankton Transit - Yankton, South Dakota

Director: Velda Bentson

Yankton Transit serves the City of Yankton. Service is provided upon request with 24-hour advance notice. Hours of service are Monday through Friday, from 7:30am to 4:30pm. Yankton Transit has 18 vehicles in operation.

Total Ridership and Miles Driven:

		Ride Type:	
Total Miles Driven:	189,633	Medical:	18,231
		Employment:	39,887
		Nutrition:	3,993
		Social/Recreation:	13,712
		Education:	34,509
		Shopping:	4,174
		Other:	<u>2,175</u>
		Total:	116,681

Ridership Characteristic:	
Elderly:	16,829
Disabled:	58,322
Youth:	32,703
General Public:	<u>8,827</u>
Total:	116,681

Funding and Expenditures:

Section 5311 Funds:	\$196,341.31	Total Administration Costs*:	\$ 98,885.19
Title III-B Funds	\$ 14,214.00	Total Operating Costs:	<u>\$296,619.10</u>
State Funds:	<u>\$ 40,080.00</u>	Total Expenditures:	\$395,504.29
Total State and Federal Funds:	\$250,635.31	*Includes vehicle insurance costs.	
Local Funds**:	<u>\$144,868.98</u>	Insurance Cost:	\$14,736.22
Total Funding:	\$395,504.29		

****Local Funds represent 36.63% of Total Funds.**

Rider Fares and Bus Donations = \$75,512.88

Total Cost per Ride:	\$3.39	State and Federal Cost per Ride:	\$2.15
Total Cost per Mile:	\$2.09	State and Federal Cost per Mile:	\$1.32

Other Transit Program Statistics

FTA Section 5311 Rural Technical Assistance Program (RTAP)

RTAP funds are used to provide training and technical assistance to rural transit operators and their drivers. In FY2008, South Dakota received \$91,384 in RTAP funds.

FTA Section 5303 Urban Transit Planning Program

Contracts issued to the Sioux Falls and Rapid City Metropolitan Planning Organizations (MPOs) to conduct transit planning studies in FY08 were:

Rapid City	\$121,646	Sioux Falls	\$134,880
------------	-----------	-------------	-----------

South Dakota Public and Specialized Transportation Assistance Fund

State funds are granted to transit organizations which first had obtained Federal Transit grants. These State dollars help meet the local matching fund requirements of the Federal grants.

Section 5307 Urban Transit Operators	\$ 75,000.00
Section 5311 Rural Transit Operators	\$ 696,212.00

CY 2008 Drug and Alcohol Testing for Section 5311 Rural Public Transit Agencies

Federal laws required Section 5311 Rural Public Transportation operators to conduct drug and alcohol testing of safety-sensitive employees starting in 1996. Six types of testing were required: pre-employment, random selection, post accident, reasonable suspicion, return-to-duty after testing positive, and follow-up testing on persons who previously tested positive. In South Dakota, only pre-employment and random testing was required during CY2008.

	# Drug / Alcohol Tests Conducted in CY 08	Negative for Drugs / Alcohol	Positive for Drugs / Alcohol
Pre-Employment	128	128	0
Random Selection	201	201	0
Post Accident	2	2	0
Reasonable Suspicion	0	0	0
Return to Duty	0	0	0
Follow-Up	0	0	0

**South Dakota Department of Transportation
Division of Finance & Management
Office of Local Transportation Programs
700 East Broadway Avenue
Pierre, South Dakota 57501-2586
Melissa.Hull@state.sd.us—605/773-7038
Jackie.Mattheis@state.sd.us—605/773-4169**

200 copies of this book were printed at \$2.27 per book.
