



Transit Statistical Report

Public, Specialized, Urban, and Tribal
Transportation

Prepared by the
South Dakota Department of Transportation
Division of Finance and Management
Office of Air, Rail and Transit
700 E Broadway Avenue
Pierre, SD 57501

FISCAL YEAR


2023



Table of Contents

Executive Summary	4
Statewide Statistics	7
Specialized Transportation Statistics	8
Rural Transportation Statistics	9
Funding Sources of Rural Public Transit Systems.....	10
South Dakota Rural Transit Statistics.....	11
Tribal Transit Systems	25
Urban Public Transit Systems.....	31
DTA Driver Training and Rodeo	34
Minot, North Dakota - September 15th- 19th, 2023	34

Please send any questions or comments to:



South Dakota Department of Transportation
Division of Finance and Management-
Office of Air, Rail and Transit
700 East Broadway Avenue
Pierre, South Dakota
57501-2586
605-773-3574



Executive Summary

The Transit Statistical Report is prepared by the South Dakota Department of Transportation (SDDOT) to provide citizens, transportation providers, public officials, and other stakeholders an overview of transit in South Dakota. This report provides a summary of transportation programs along with detailed operational and financial data.

This report is published annually and condenses the fiscal year administration and operational data for rural, specialized, intercity, urban, and tribal transit providers in South Dakota. The report is published largely to provide information about the performance of the transit programs for the fiscal year. The report is distributed and available to state and local officials, support agencies, boards of directors, and the public.

Transportation service providers are a key element in the successful implementation of numerous state goals and objectives identified in the Transit State Management Plan. By improving the mobility of individuals in urban and rural areas for purposes of nutrition, health care, shopping, education, recreation, public services. Transit providers range in size from those which provide daily fixed route and demand-response services with schedules and destinations determined on a day-to-day basis.

The SDDOT Office of Air, Rail and Transit administers federal and state funds to support public and specialized transportation service providers in South Dakota. These programs include:

Section 5303 provides urban transit planning assistance program funds and transit planning activities in the metropolitan areas of South Dakota including Sioux Falls and Rapid City.

Section 5304 provides statewide rural planning and research. At the state's discretion, the funds may be used for statewide planning, technical assistance, planning support, research, and development for non-urbanized areas.

Section 5310 provides capital grants and operating funds to eligible subrecipients to support transportation for seniors and individuals with disabilities for rural and urban areas.

Section 5311 provides capital, administration, and operating grants for public transportation service projects in non-urbanized areas (less than 50,000 population). One of the main goals of Section 5311 funding is to enhance access for people in non-urbanized areas to health care, shopping, education, employment, public services, and recreation.

Section 5311(b)(3) Rural Technical Assistance Program (RTAP) provides funds to support the training and technical assistance needs of rural transit operators and drivers.

Section 5339 provides capital funding through formula and discretionary funds to replace, rehabilitate, and purchase buses and related equipment and to construct bus related facilities to provide public transportation for rural and urban areas.

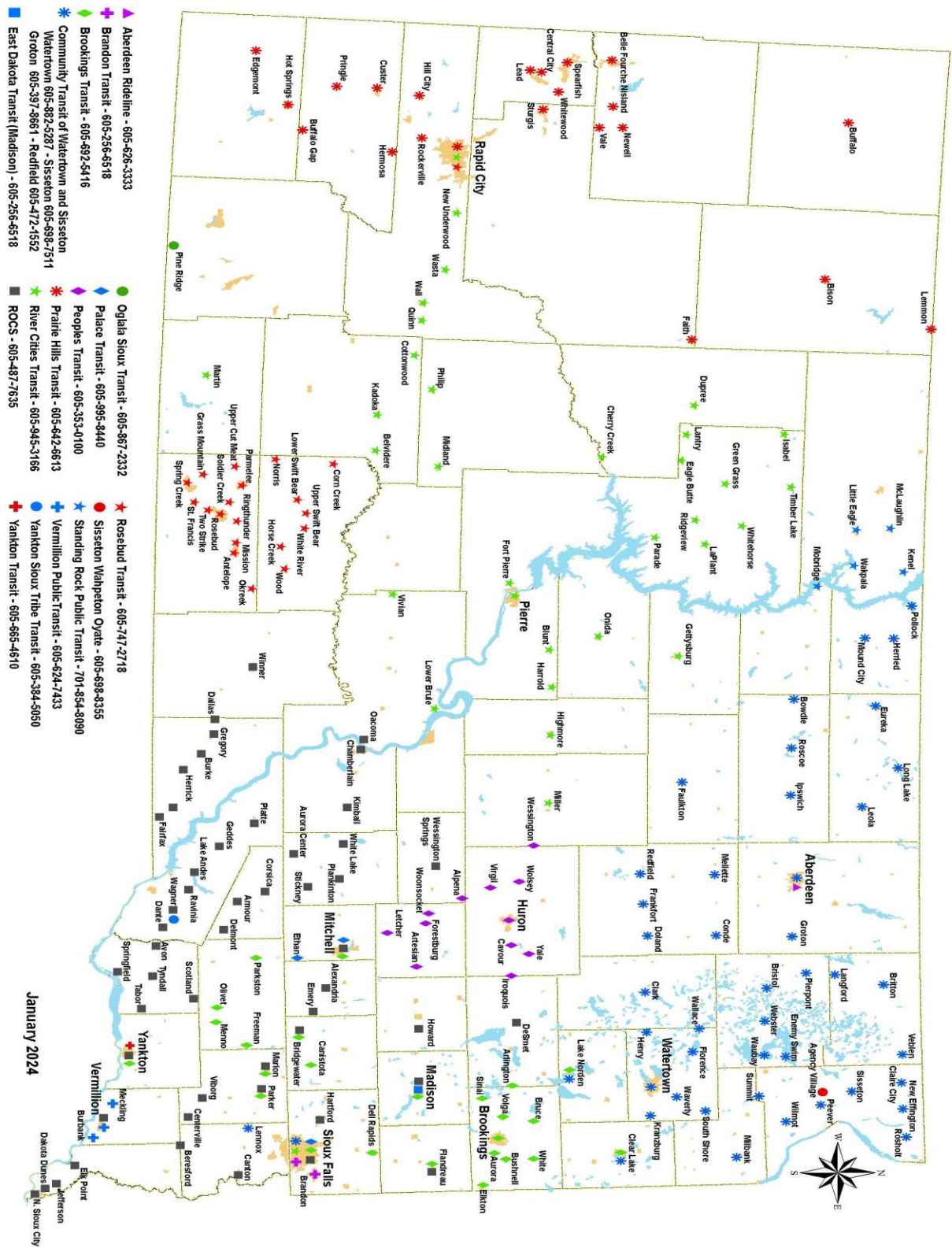
State Funds dollars funded through the state legislature to help meet the local matching fund requirements of subrecipients receiving Section 5307 and 5311 funds.

Title III-B SDDOT and the South Dakota Department of Human Services, Division of Long-Term Services and Supports (LTSS) work in close coordination on matters pertaining to transportation services for people who are elderly or have disabilities. Each year, LTSS provides funds which are dispersed through the SDDOT to offset transportation costs for some agencies. Transportation is considered a supportive function eligible through Title III-B.

Note: Urban and tribal providers receive funds directly from Federal Transit Administration (FTA) for operation and capital.



South Dakota Communities Served By Rural and Tribal Transit Providers



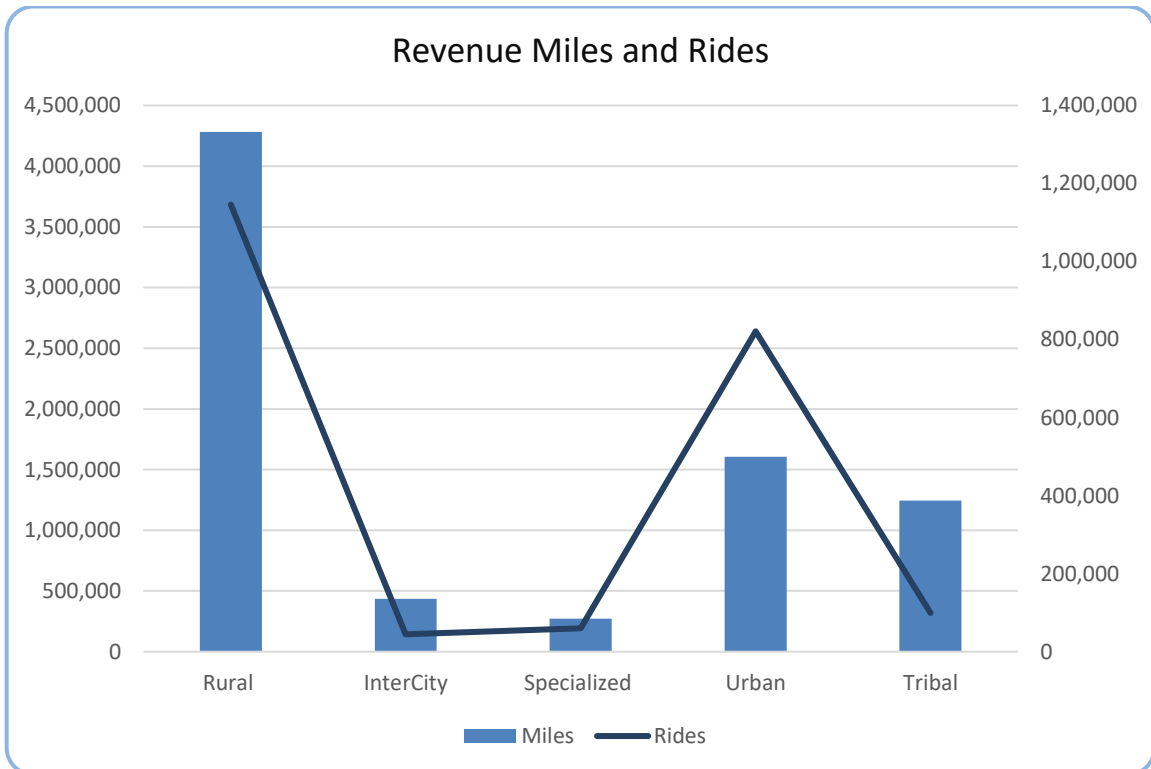
Transit in South Dakota



Operational Statistics

	Revenue Vehicle Miles	Rides
Rural	4,282,919	1,145,920
InterCity	435,713	44,560
Specialized	270,663	60,192
Urban*	1,606,067	820,907
Tribal	1,245,739	99,576
Total	7,841,101	2,171,155

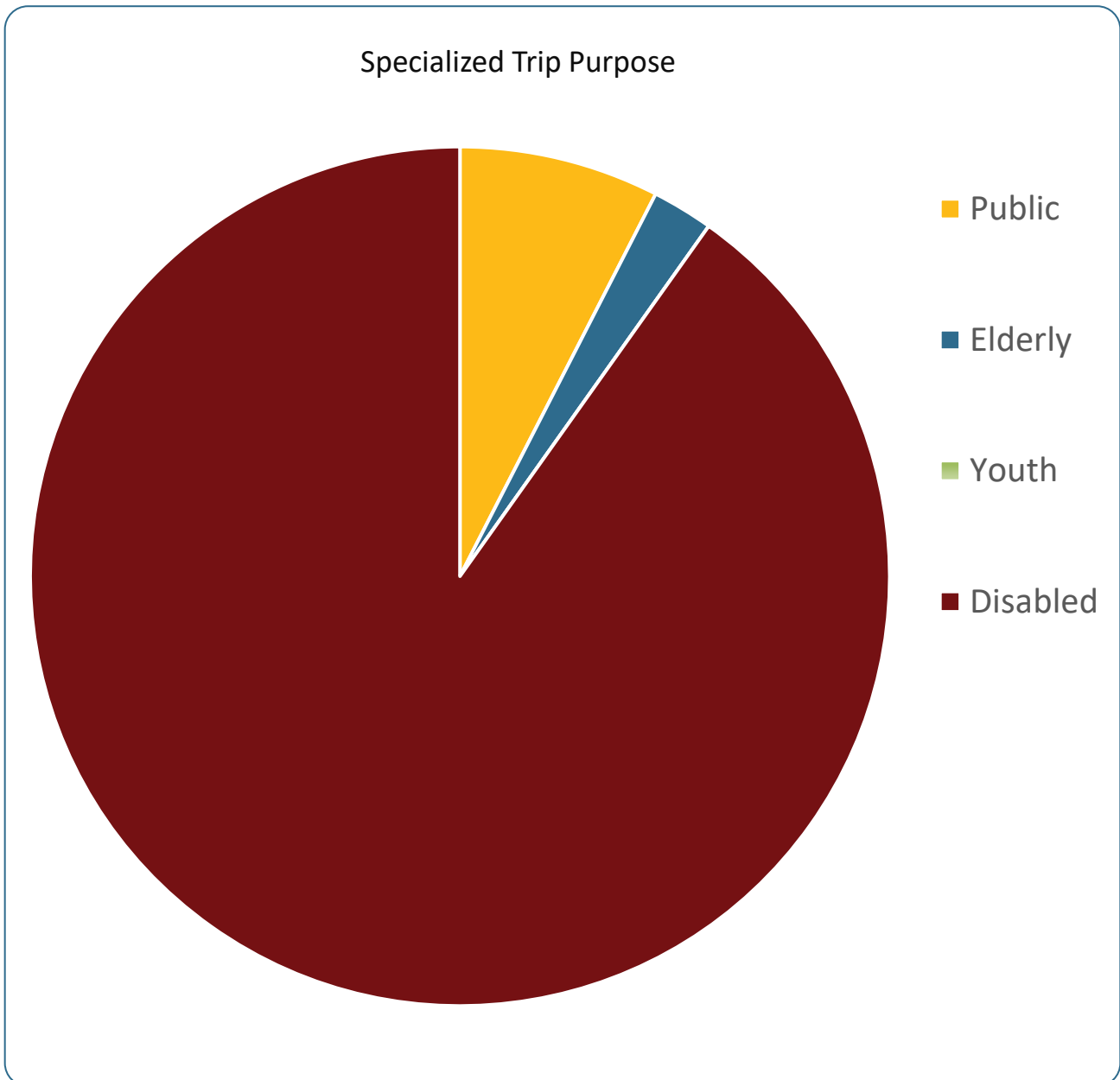
*Includes Rapid City and Sioux Falls public transit, Community Coordinated Transportation Systems and Prairie Hill Transit Urban.



Specialized Transportation Statistics

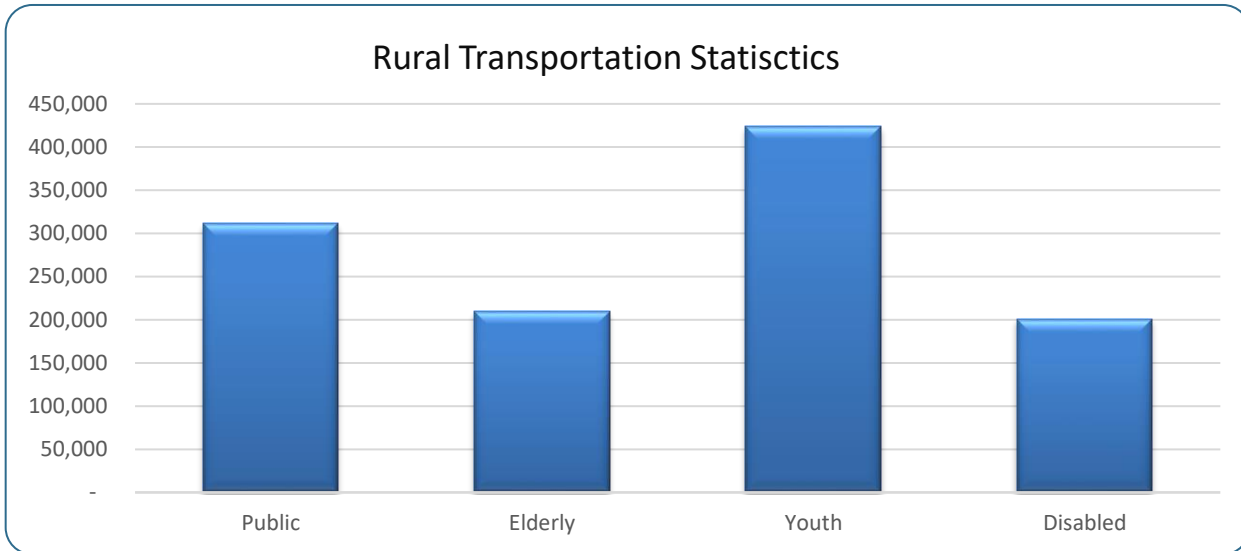
In FY 2023, there were 13 specialized agencies with 53 active vehicles that were funded under FTA Section 5309, 5339 or 5310 programs that provided specialized transportation in South Dakota.

The below chart indicates trip types for those served. Public and individuals with disabilities were the major users of specialized transportation services in South Dakota during Fiscal Year 2023.





Rural Transportation Statistics



During Fiscal Year 2023, 13 organizations provided rural public demand-response transportation services in South Dakota. These organizations operated 384 vehicles. These agencies are funded through Section 5311, 5310, and 5339 for operations and capital.

The above chart indicates the population served. Youth, and general public were the major users of rural transportation services in South Dakota during Fiscal Year 2023.

The trip characteristics for these rides are medical, employment, nutrition, social, education, and shopping in the rural areas of South Dakota.

The Section 5311 program treats project administration expenses as a separate cost category from capital and operating expenses. Administration expenses are considered “non-operating” and are funded at 82.82% federal share. Operating expenses are considered those costs directly related to system operation. Net operating expenses remain after operating revenues are subtracted from eligible operating expenses.

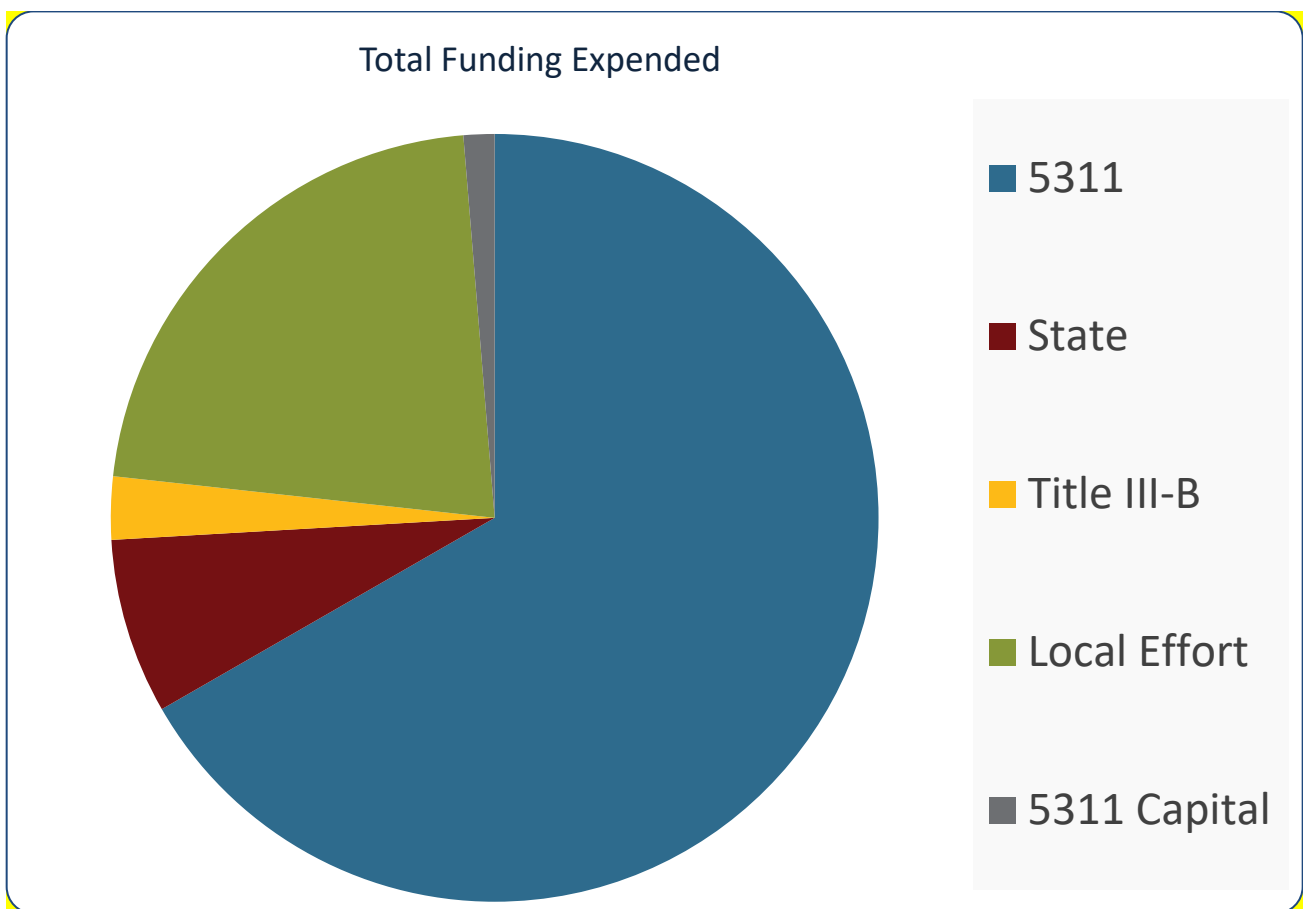
Operating expenses are funded at 51.76% federal share of the net operating expenses. Local funds for the rural transit agencies total over \$2.9 million to keep the rural public transits operating. Local funds for the purposes of this report may include contracts with other agencies, revenue generated from advertising, fares, Medicaid, and others. If transit agencies expend all federal funds before the end of the fiscal year, local funds cover the remaining operational expenses for the year.



Funding Sources of Rural Public Transit Systems

5311-	5311 Capital -	State	Title III-B	Local Effort* (other than state and Title IIIB)	Total Expended
\$8,983,234	\$175,277	\$994,971	\$356,659	\$2,958,624	\$13,468,765

These funds are used by public transit providers to assist with the operational and administrative cost of doing business. These costs include but is not limited to employee wages, fuel, and supplies.



*Local effort is a combination of Medicaid, contracts, revenue, and other sources of local funds from the communities served. The total local effort does not take into consideration state funds or Title III-B Funds. These two funds are an allowable source of local match.

Aberdeen Ride Line- Aberdeen, South Dakota



Address: 205 North 4th St. Aberdeen, SD 57401
Phone: (605) 626-3333
Contact: Rich Krokell
Email: rich.krokell@aberdeen.sd.us
Website: aberdeen.sd.us

System Characteristics

Service Type: Demand Response
Service Hours: (M-F) 7:15 a.m. - 6:30 p.m.
Fare Structure: \$2 one-way
Service Area: City of Aberdeen

Ridership Characteristics

Elderly	10,290
Disabled	5,372
Youth	26,155
Public	<u>13,787</u>
Total	55,604

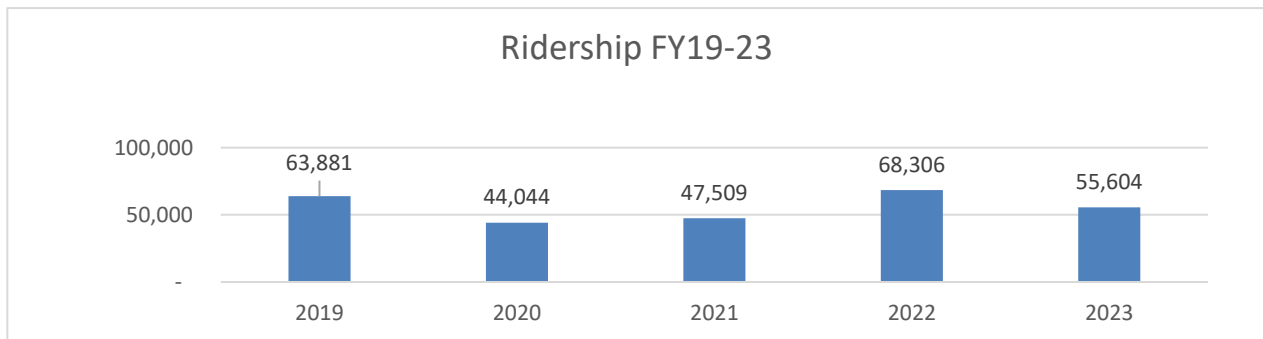
Ride Type

Medical	6,650
Employment	13,759
Nutrition	26
Social	4,191
Education	26,098
Shopping	4,678
<u>Other</u>	<u>202</u>
Total	55,604

Funding and Expenditures

Section 5311	\$380,014
Section 5311 Capital	\$ 9,419
Revenue	\$138,399
Local Match	\$218,233
<u>Title III-B Funds**</u>	<u>\$ 15,196</u>
Total	\$761,261
State Funds**	\$ 75,676
Total Cost Per Ride	\$ 13.69
Total Cost Per Mile	\$ 4.54
State & Federal Cost Per Ride	\$ 8.64
State & Federal Cost per Mile	\$ 2.86

Total Revenue Hours	22,972
Total Revenue Miles	167,802



** State and Federal Cost per ride/mile is Section 5311, Title III-B Funds and State Funds together divided by rides/miles.

Brandon Transit- Brandon, South Dakota



Address: 304 Main St. Brandon, SD 57005
Phone: (605) 582-3553
Contact: Scott Finck
Email: sfinck@rocsinc.org
Website: cityofbrandon.org

System Characteristics

Service Type: Demand Response
Service Hours: (M-F) 8:00 a.m. - 3:30 p.m.
Fare Structure: \$2.00 one-way
Service Area: City of Brandon

Ridership Characteristics

Elderly	3,051
Disabled	1,271
Youth	6,891
Public	80
Total	11,293

Ride Type

Medical	1,170
Employment	1,274
Nutrition	13
Social	772
Education	6,597
Shopping	1,467
Other	0
Total	11,293

Funding and Expenditures

Section 5311	\$ 72,749
Section 5311 Capital	\$ 1,790
Revenue	\$ 20,256
Local Match	\$ 23,706
Title III-B Funds**	\$ 1,131
Total	\$119,632

State Funds** \$ 24,218

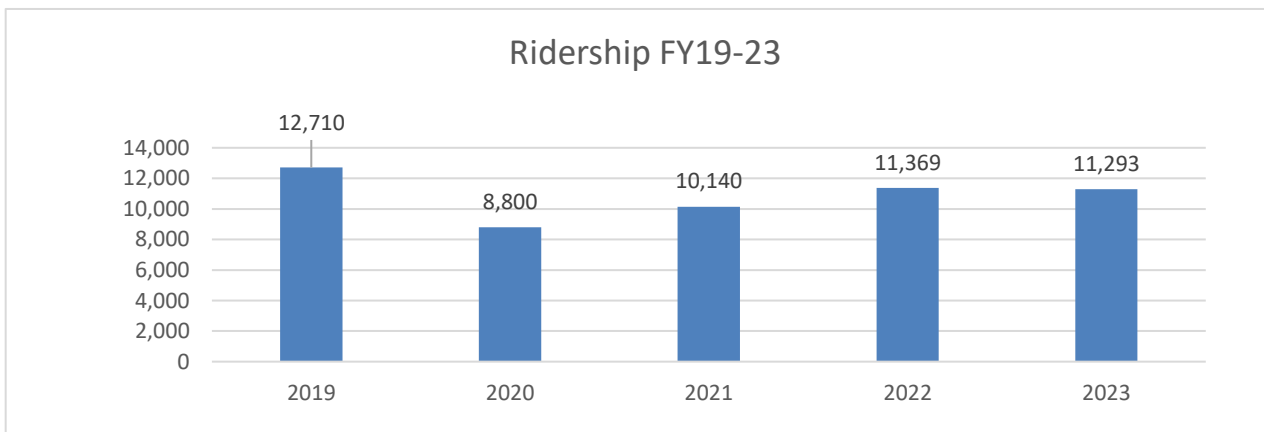
Total Cost Per Ride \$ 10.59

Total Cost Per Mile \$ 5.32

State & Federal Cost Per Ride \$ 8.85

State & Federal Cost per Mile \$ 4.44

Total Revenue Hours 3,033
Total Revenue Miles 22,481



State and Federal Cost per ride/mile is Section 5311, Title III-B Funds and State Funds together divided by rides/miles.

Brookings Area Transit Authority - Brookings, South Dakota



Address: 418 Western Ave. Brookings, SD 57006
Phone: (605) 692-5416
Contact: Travis Bortnem
Email: tbortnem@atabus.com
Website: atabus.com

System Characteristics

Service Type: Demand Response
Service Hours: (M-F) 5:00 a.m. - 11:00 p.m.
Fare Structure: \$3 one-way trip
Service Area: Brookings, Aurora, Volga, Sinai, Bruce, Bushnell, White, Flandreau, Estelline, Elkton, Freeman, Arlington, Menno, Bridgewater, Marion, Salem, Parkston, Olivette & Canistota

Ridership Characteristics

Elderly	21,205
Disabled	21,859
Youth	49,286
Public	<u>51,513</u>
Total	143,863

Ride Type

Medical	15,607
Employment	23,941
Nutrition	5,972
Social	32,089
Education	43,479
Shopping	22,775
Other	<u>0</u>
Total	143,863

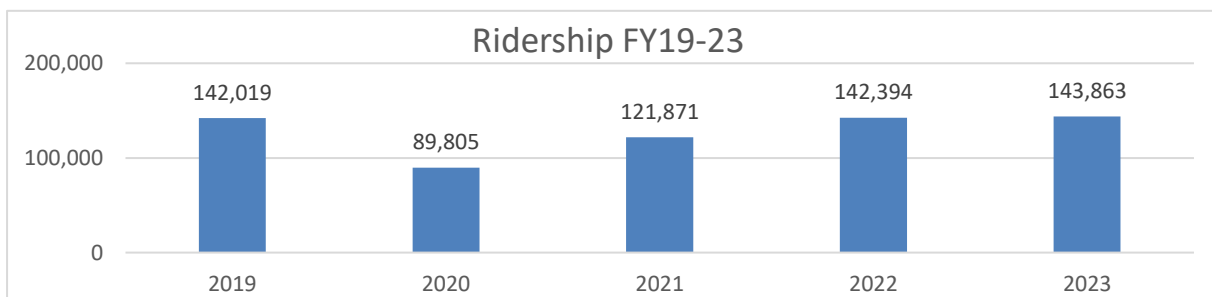
Funding and Expenditures

Section 5311	\$ 825,786
Section 5311 Capital	\$ 44,397
Revenue	\$ 303,372
Local Match	\$ 420,650
Title III-B Funds**	<u>\$ 19,883</u>
Total	\$1,614,088

State Funds** \$ 89,631

Total Cost Per Ride	\$ 11.22
Total Cost Per Mile	\$ 3.74
State & Federal Cost Per Ride	\$ 6.81
State & Federal Cost per Mile	\$ 2.27

Total Revenue Hours	31,450
Total Revenue Miles	431,069



** State and Federal Cost per ride/mile is Section 5311, Title III-B Funds and State Funds together divided by rides/miles.

Community Transit of Watertown/Sisseton, Inc.

Watertown, South Dakota



Address: 811 4th Ave. East Sisseton, SD 57262
Phone: (605) 882-5287
Contact: Terry Hoffman & Kathy Holman
Email: terry@communitytransitws.com & comtran@venturecomm.net
Website: communitytransitws.com

System Characteristics

Service Type: Demand Response
Service Hours: Varies by community.
Fare Structure: \$3 one-way trip. Out of town varies based on mileage and passengers.
Service Area: Campbell, McPherson, Edmunds, Marshall, Day, Roberts, Grant, and Lincoln

Ridership Characteristics

Elderly	49,214
Disabled	12,824
Youth	81,603
Public	<u>38,983</u>
Total	182,624

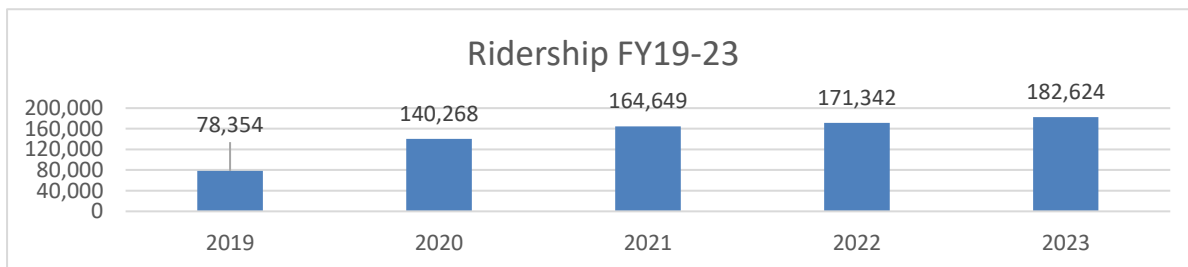
Ride Type

Medical	27,470
Employment	27,796
Nutrition	15,335
Social	14,535
Education	77,474
Shopping	20,014
Other	<u>0</u>
Total	182,624

Funding and Expenditures

Section 5311	\$1,252,326
Section 5311 Capital	\$ 40,000
Revenue	\$ 663,611
Local Match	\$ 202,954
Title III-B Funds**	<u>\$ 47,195</u>
Total	\$2,206,086
State Funds**	\$ 125,326
Total Cost Per Ride	\$ 12.08
Total Cost Per Mile	\$ 2.95
State & Federal Cost Per Ride	\$ 8.02
State & Federal Cost per Mile	\$ 1.96

Total Revenue Hours	58,426
Total Revenue Miles	747,028



In FY20 Community Transit of Sisseton combined with Watertown Area Transit.

** State and Federal Cost per ride/mile is Section 5311, Title III-B Funds and State Funds together divided by rides/miles.

East Dakota Transit- Madison, South Dakota



Address: 820 SW 7th St. Madison, SD 57042
Phone: (605) 256-5810
Contact: Scott Finck
Email: sfinck@rocsinc.com
Website: eastdakotatransit.org

System Characteristics

Service Type: Demand Response
Service Hours: (M-F) 8:00 a.m. - 4:00 p.m.
 (Sun) 8:00 a.m. - 12:00 p.m.
Fare Structure: \$2 per one-way trip
Service Area: City of Madison

Ridership Characteristics

Elderly	3,110
Disabled	7,123
Youth	7,306
Public	<u>945</u>
Total	18,484

Ride Type

Medical	1,285
Employment	9,229
Nutrition	16
Social	142
Education	7,308
Shopping	504
Other	<u>0</u>
Total	18,484

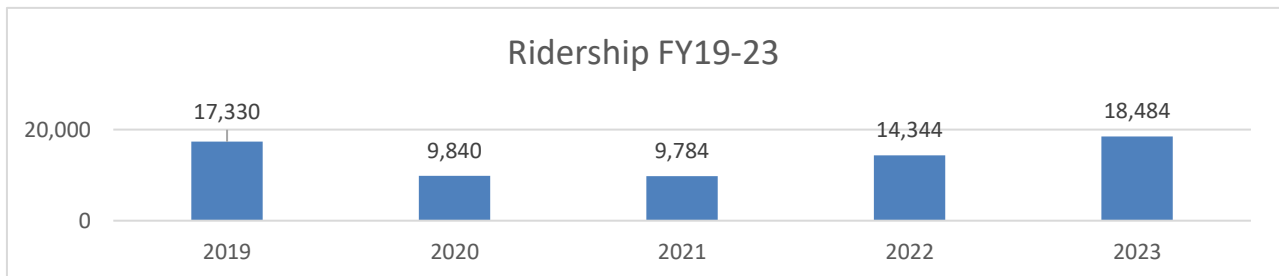
Funding and Expenditures

Section 5311	\$ 116,259
Section 5311 Capital	\$ 195
Revenue	\$ 24,398
Local Match	\$ 53,824
Title III-B Funds**	<u>\$ 4,809</u>
Total	\$ 199,485

State Funds** \$ 19,159

Total Cost Per Ride	\$ 10.79
Total Cost Per Mile	\$ 5.98
State & Federal Cost Per Ride	\$ 7.60
State & Federal Cost per Mile	\$ 4.21

Total Revenue Hours	3,427
Total Revenue Miles	33,383



** State and Federal Cost per ride/mile is Section 5311, Title III-B Funds and State Funds together divided by rides/miles.

Palace Transit-Mitchell, South Dakota



Address: 300 West 1st Ave. Mitchell, SD 57301
Phone: (605) 995-8440
Contact: Jessica Pickett
Email: jpickett@cityofmitchell.org
Website: cityofmitchell.org

System Characteristics

Service Type: Demand Response
Service Hours: (M-F) 5:30 a.m. - 6:00 p.m.
 (Sat.) 7:00 a.m.- 4:00 p.m.
 (Sun.) 7:00 a.m. - 2:00 p.m.
Fare Structure: \$2-\$3 per one-way trip
Service Area: City of Mitchell

Ridership Characteristics

Elderly	15,423
Disabled	23,555
Youth	33,098
Public	<u>10,084</u>
Total	82,160

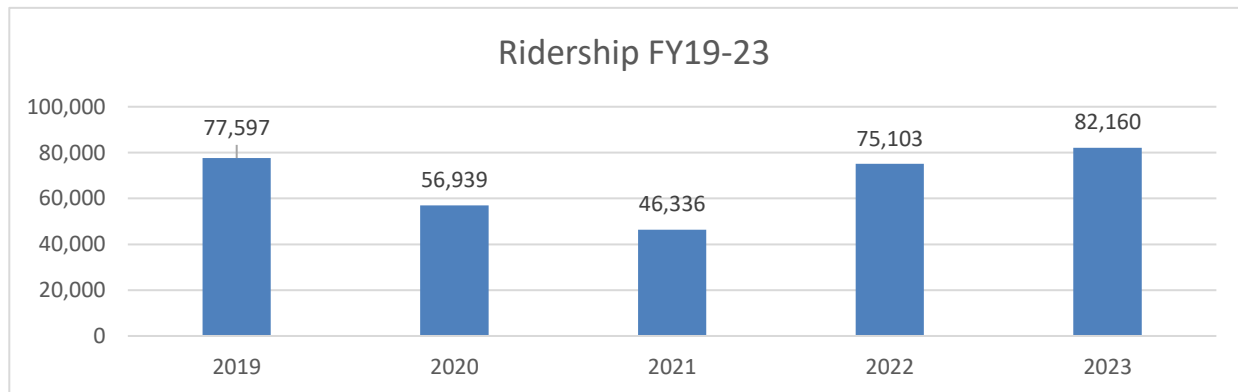
Ride Type

Medical	10,976
Employment	20,612
Nutrition	915
Social	16,163
Education	29,991
Shopping	3,503
Other	<u>0</u>
Total	82,160

Funding and Expenditures

Section 5311	\$ 526,397
Section 5311 Capital	\$ 9,080
Revenue	\$ 281,650
Local Match	\$ 235,126
Title III-B Funds**	<u>\$ 19,697</u>
Total	\$1,071,950
State Funds**	\$ 47,059
Total Cost Per Ride	\$ 13.05
Total Cost Per Mile	\$ 6.49
State & Federal Cost Per Ride	\$ 7.33
State & Federal Cost per Mile	\$ 3.65

Total Revenue Hours	18,312
Total Revenue Miles	165,085



** State and Federal Cost per ride/mile is Section 5311, Title III-B Funds and State Funds together divided by rides/miles.

People's Transit-Huron, South Dakota



Address: 120 Wyoming SW Huron, SD 57350
Phone: (605) 353-0100
Contact: Gayle Kludt
Email: gayle.peoplestransit@midconetwork.com
Website: peoplestransithuron.com

System Characteristics

Service Type: Demand Response
Service Hours: (M-F) 6:00 a.m. - 6:00 p.m.
Fare Structure: Youth \$2.50
 Adult \$3.50
Service Area: Beadle & Sanborn Counties

Ridership Characteristics

Elderly	14,505
Disabled	8,547
Youth	29,021
<u>Public</u>	<u>14,745</u>
Total	66,818

Ride Type

Medical	13,741
Employment	14,131
Nutrition	1,717
Social	12,626
Education	22,106
Shopping	1,755
<u>Other</u>	<u>742</u>
Total	66,818

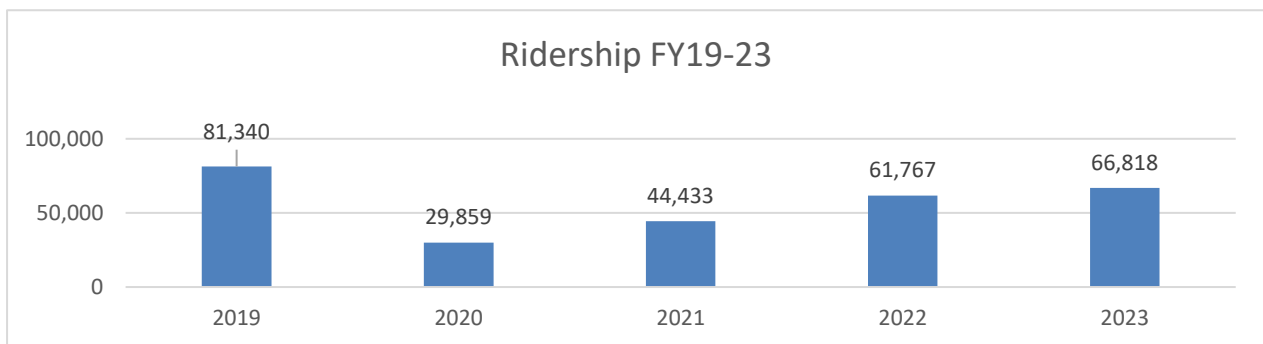
Funding and Expenditures

Section 5311	\$ 404,493
Section 5311 Capital	\$ 14,024
Revenue	\$ 290,871
Local Match	\$ 33,433
<u>Title III-B Funds**</u>	<u>\$ 19,096</u>
Total	\$ 761,917

State Funds** \$ 45,478

Total Cost Per Ride	\$ 11.40
Total Cost Per Mile	\$ 3.74
State & Federal Cost Per Ride	\$ 7.23
State & Federal Cost per Mile	\$ 2.37

Total Revenue Hours	14,005
Total Revenue Miles	203,919



** State and Federal Cost per ride/mile is Section 5311, Title III-B Funds and State Funds together divided by rides/miles.

Prairie Hills Transit- Spearfish, South Dakota



Address: 2015 Tumble Weed Trail Spearfish, SD 57783
Phone: (605) 642-6613
Contact: Barb Cline
Email: bkcline@prairiehillstransit.com
Website: prairiehillstransit.com

System Characteristics

Service Type: Demand Response
Service Hours: Varies by community.
Fare Structure: \$2-\$2.50 local trip
Service Area: Lawrence, Meade, Custer, Fall River, Butte, Perkins, and Pennington County

Ridership Characteristics

Elderly	20,260
Disabled	9,924
Youth	33,359
Public	<u>42,548</u>
Total	106,091

Ride Type

Medical	19,449
Employment	28,506
Nutrition	9,098
Social	6,122
Education	26,229
Shopping	16,623
Other	<u>64</u>
Total	106,091

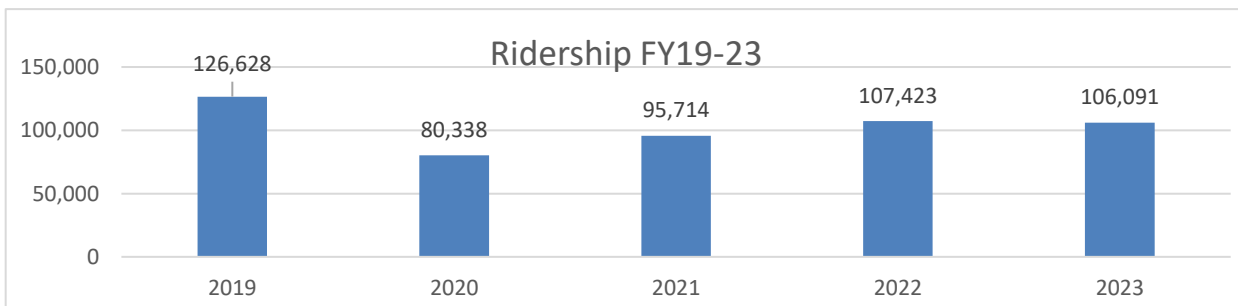
Funding and Expenditures

Section 5311	\$ 1,123,613
Section 5311 Capital	\$ 0
Revenue	\$ 742,271
Local Match	\$ 0
Title III-B Funds**	<u>\$ 103,803</u>
Total	\$ 1,969,687

State Funds** \$ 126,777

Total Cost Per Ride	\$ 18.57
Total Cost Per Mile	\$ 3.07
State & Federal Cost Per Ride	\$ 12.76
State & Federal Cost per Mile	\$ 2.11

Total Revenue Hours	38,603
Total Revenue Miles	640,706



Prairie Hills Transit took over service in Perkins Co. previously served under Arrow Transit in 2019.

** State and Federal Cost per ride/mile is Section 5311, Title III-B Funds and State Funds together divided by rides/miles.

River Cities Transit- Pierre, South Dakota



Address: 1600 East Dakota Ave. Pierre, SD 57501
Phone: (605) 945-2360
Contact: Ron Baumgart
Email: rbaumgart@rcptransit.com
Website: rcptransit.com

System Characteristics

Service Type: Demand Response
Service Hours: 24-7
Fare Structure: \$2 + \$0.25 per mile for prescheduled rides
Service Area: Hughes, Stanley, Hand, Hyde, Dewey Ziebach, Haakon, East Pennington, Jones, Lyman, N. Jackson, Bennett, Potter, and Sully County

Ridership Characteristics

Elderly	29,337
Disabled	53,394
Youth	102,671
Public	<u>97,346</u>
Total	282,748

Ride Type

Medical	19,144
Employment	79,464
Nutrition	4,708
Social	65,055
Education	104,986
Shopping	9,275
Other	<u>116</u>
Total	282,748

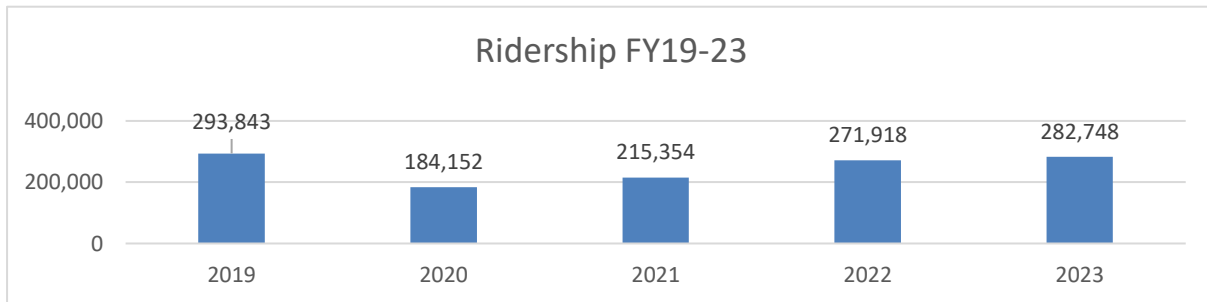
Funding and Expenditures

Section 5311	\$ 2,558,914
Section 5311 Capital	\$ 33,624
Revenue	\$ 702,099
Local Match	\$ 1,221,770
Title III-B Funds**	<u>\$ 51,869</u>
Total	\$ 4,568,276

State Funds**	\$ 173,427
----------------------	------------

Total Revenue Hours	63,375
Total Revenue Miles	953,967

Total Cost Per Ride	\$ 16.16
Total Cost Per Mile	\$ 4.79
State & Federal Cost Per Ride	\$ 9.97
State & Federal Cost per Mile	\$ 2.95



** State and Federal Cost per ride/mile is Section 5311, Title III-B Funds and State Funds together divided by rides/miles.

Rural Office of Community Services- Wagner, South Dakota



Address: 106 West Avenue SW Wagner, SD 57380
Phone: (605) 384-3883
Contact: Andrea Irwin
Email: rocs@rocsinc.org
Website: www.rocsinc.org/transit

System Characteristics

Service Type: Demand Response
Service Hours: (M-F) 8:00 a.m. - 4:30 p.m.
Fare Structure: Varies by community.
Service Area: Aurora, Bon Homme, Brule, Charles Mix, Douglas, Gregory, Jerauld, Kingsbury, Lincoln, Lyman, McCook, Miner, Moody, Minnehaha, Tripp, Turner & Union Counties

Ridership Characteristics

Elderly	25,228
Disabled	16,585
Youth	35,648
Public	<u>4,215</u>
Total	81,676

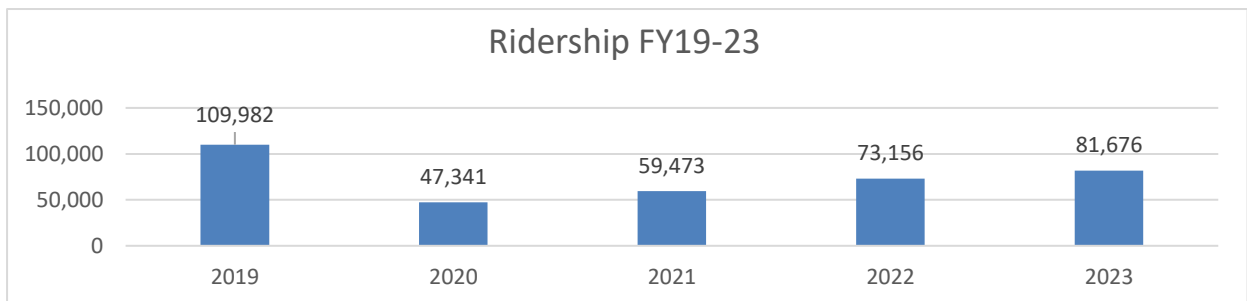
Ride Type

Medical	14,381
Employment	8,833
Nutrition	5,101
Social	5,983
Education	35,860
Shopping	11,514
Other	<u>4</u>
Total	81,676

Funding and Expenditures

Section 5311	\$ 938,455
Section 5311 Capital	\$ 9789
Revenue	\$ 496,074
Local Match	\$ 281,968
Title III-B Funds**	<u>\$ 42,822</u>
Total	\$1,769,108
State Funds**	\$ 96,050
Total Cost Per Ride	\$ 21.66
Total Cost Per Mile	\$ 2.73
State & Federal Cost Per Ride	\$ 13.31
State & Federal Cost per Mile	\$ 1.68

Total Revenue Hours	40,148
Total Revenue Miles	647,321



** State and Federal Cost per ride/mile is Section 5311, Title III-B Funds and State Funds together divided by rides/miles.

Standing Rock Public Transit- Fort Yates, North Dakota



Address: 9299 HWY 24 Fort Yates, ND 58538
Phone: (701) 854-8090
Contact: Pam Ternes
Email: pam.ternes@sittingbull.edu
Website: sittingbull.edu/sitting-bull-college/community/transport

System Characteristics

Service Type: Demand Response
Service Hours: (M-F) 6:00 a.m. - 6:00 p.m.
Fare Structure: \$5 one-way
Service Area: Corson and Walworth Counties in South Dakota

Ridership Characteristics

Elderly	812
Disabled	45
Youth	1,983
Public	3,315
Total	6,155

Ride Type

Medical	343
Employment	2,667
Nutrition	0
Social	0
Education	2,080
Shopping	1,065
Other	0
Total	6,155

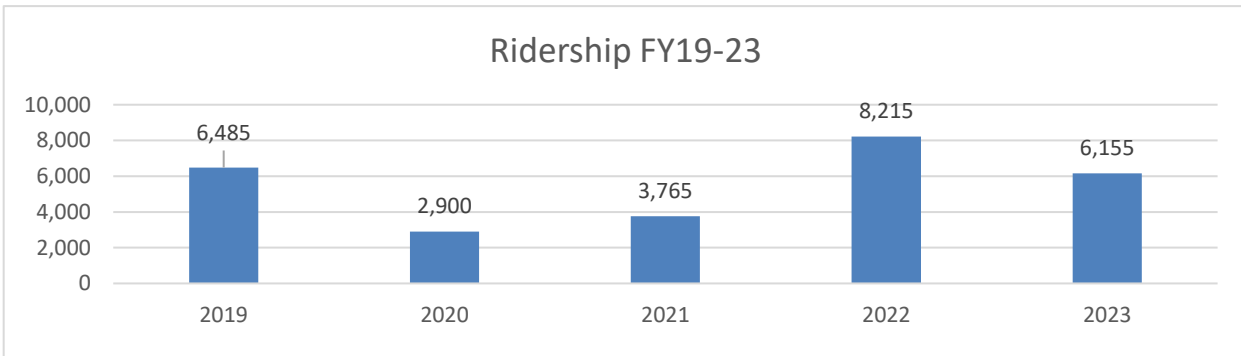
Funding and Expenditures

Section 5311	\$ 106,725
Revenue	\$ 16,550
Local Match	\$ 34,036
Title III-B Funds**	\$ 0
Total	\$ 157,311

State Funds** \$ 21,135

Total Cost Per Ride	\$ 25.56
Total Cost Per Mile	\$ 2.88
State & Federal Cost Per Ride	\$ 20.77
State & Federal Cost per Mile	\$ 2.34

Total Revenue Hours 2,944
Total Revenue Miles 54,608



** State and Federal Cost per ride/mile is Section 5311, Title III-B Funds and State Funds together divided by rides/miles

Vermillion Public Transit- Vermillion, South Dakota



Address: 604 ½ High St. Vermillion, SD 57069
Phone: (605) 624-7433
Contact: Barb Ballensky
Email: barbb@sesdac.org
Website: sesdac.org/services/vermillion-public-transit

System Characteristics

Service Type: Demand Response
Service Hours: (M-F) 8:00 a.m. - 5:00 p.m.
 (Sun) 9:00 a.m. - 1:00 p.m.
Fare Structure: Call for fare
Service Area: Vermillion, Burbank and Meckling

Ridership Characteristics

Elderly	3,985
Disabled	16,495
Youth	596
Public	<u>14,491</u>
Total	35,567

Ride Type

Medical	2,415
Employment	19,583
Nutrition	165
Social	884
Education	318
Shopping	12,202
<u>Other</u>	<u>0</u>
Total	35,567

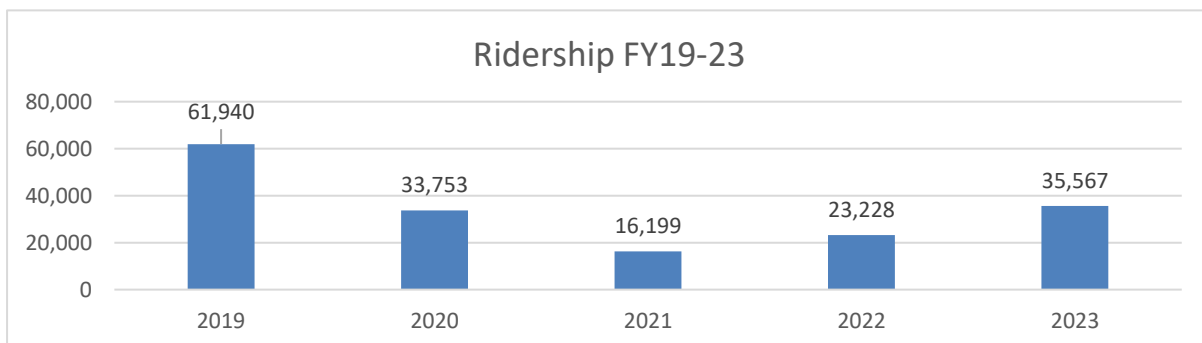
Funding and Expenditures

Section 5311	\$ 196,547
Section 5311 Capital	\$ 4,454
Revenue	\$ 67,276
Local Match	\$ 11,123
<u>Title III-B Funds**</u>	<u>\$ 16,660</u>
Total	\$ 296,060

State Funds** \$ 78,251

Total Cost Per Ride	\$ 8.32
Total Cost Per Mile	\$ 7.77
State & Federal Cost Per Ride	\$ 8.32
State & Federal Cost per Mile	\$ 7.76

Total Revenue Hours 4,483
Total Revenue Miles 38,116



** State and Federal Cost per ride/mile is Section 5311, Title III-B Funds and State Funds together divided by rides/miles

Yankton Transit- Yankton, South Dakota



Address: 901 East 7th St. Yankton, SD 57078
Phone: (605) 665-4610
Contact: Ron Baumgart
Email: yanktontransit@iw.net
Website: yanktontransit.com

System Characteristics

Service Type: Demand Response
Service Hours: (M-F) 7:30 a.m. – 5:00 p.m.
Fare Structure: \$2.50 one-way trip
Service Area: City of Yankton and Yankton County

Ridership Characteristics

Elderly	13,289
Disabled	24,010
Youth	16,237
Public	<u>19,301</u>
Total	72,837

Ride Type

Medical	14,940
Employment	29,960
Nutrition	560
Social	8,368
Education	14,747
Shopping	4,262
Other	<u>0</u>
Total	72,837

Funding and Expenditures

Section 5311	\$ 480,956
Section 5311 Capital	\$ 8,505
Revenue	\$ 138,410
Local Match	\$ 221,801
Title III-B Funds**	<u>\$ 14,498</u>
Total	\$ 864,170

State Funds** \$ 72,784

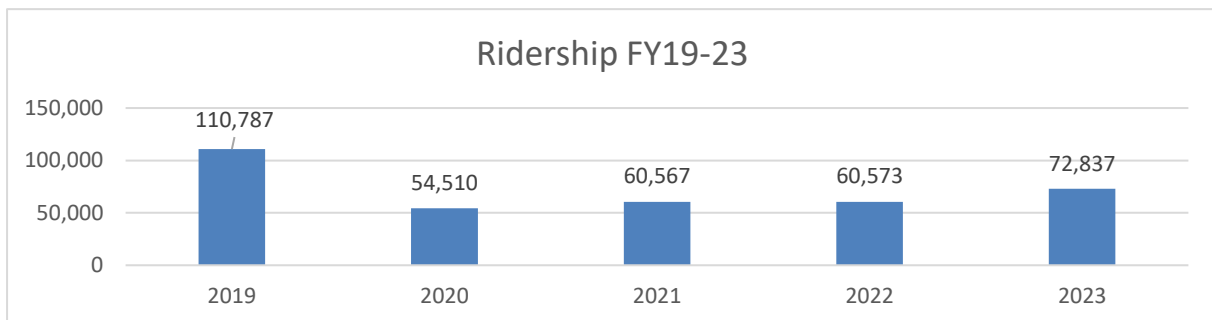
Total Cost Per Ride \$ 11.86

Total Cost Per Mile \$ 4.87

State & Federal Cost Per Ride \$ 7.92

State & Federal Cost per Mile \$ 3.25

Total Revenue Hours 15,738
Total Revenue Miles 177,434

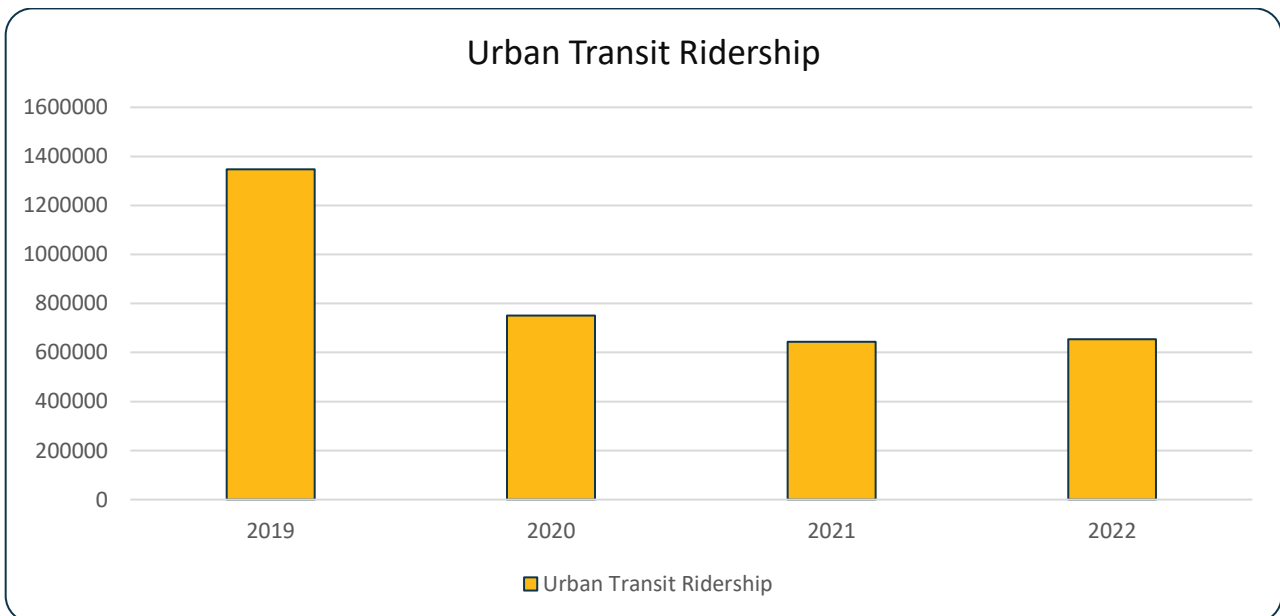
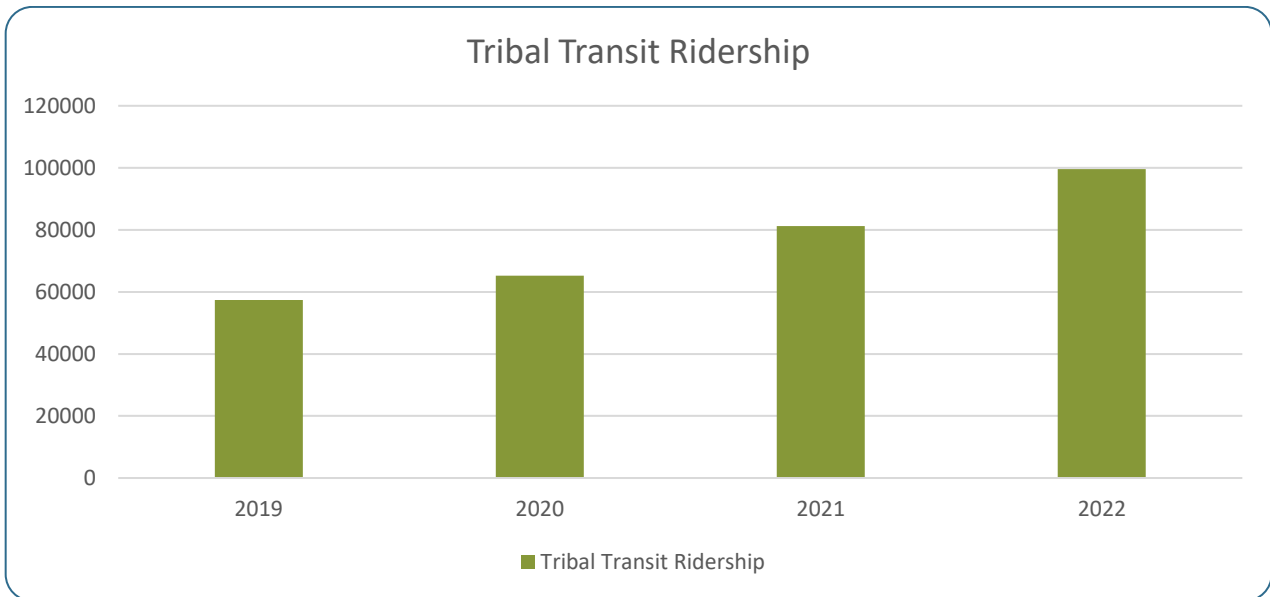


** State and Federal Cost per ride/mile is Section 5311, Title III-B Funds and State Funds together divided by rides/miles

Tribal and Urban Public Transit Systems

Tribal and Urban Public Transit providers in South Dakota receiving their funding and oversight directly from FTA. Those who choose to participate in the SDDOT's Transit Asset Management (TAM) Plan have biannual asset reviews. SDDOT provides additional program administrative assistance when requested.

The data used for the following pages was obtained through yearly NTD Database Reports.



Cheyenne River Sioux Tribe Transit



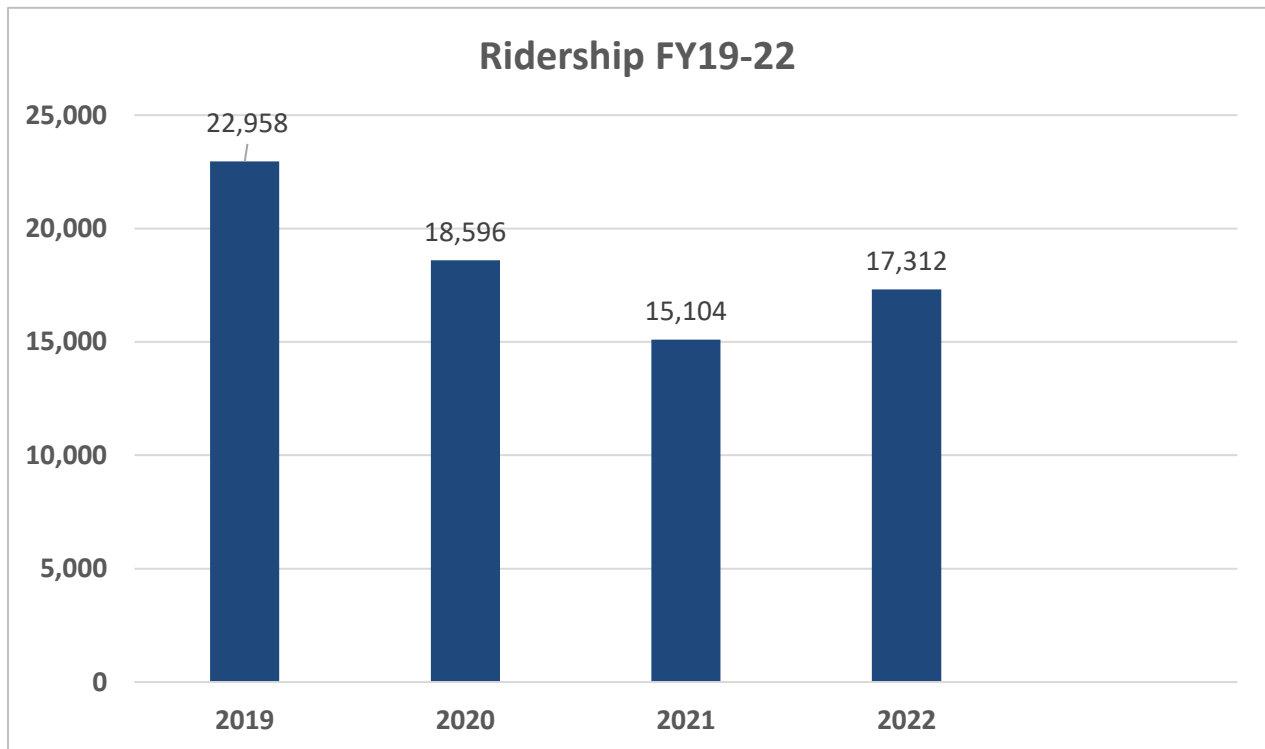
Address: PO Box 590 Eagle Butte, SD 57625
Phone: (605) 964-7433
Contact: Dakota Long Brake
Email: dlongbrake@lakotanetwork.com
Website: <https://www.cheyenneriversiouxtribe.org/department-of-transportation>

System Characteristics

Service Type: Demand Response
Service Hours: 5am-6pm M-F
 6am-3pm Saturday
Fare Structure: \$2 one-way
Service Area: Cheyenne River

Ridership Characteristics

Total Revenue Miles	238,946
Total Revenue Hours	12,696
Total Passenger Trips	17,312



Lower Brule Sioux Tribe – Red Tail Express



Address: 187 Oyate Circle Lower Brule, 57548
Phone: (605)473-5561
Contact: Tim Azure
Email: timazure@lowerbrule.net
Website: <https://www.lowerbrulesiouxtribe.com/copy-of-icwa>

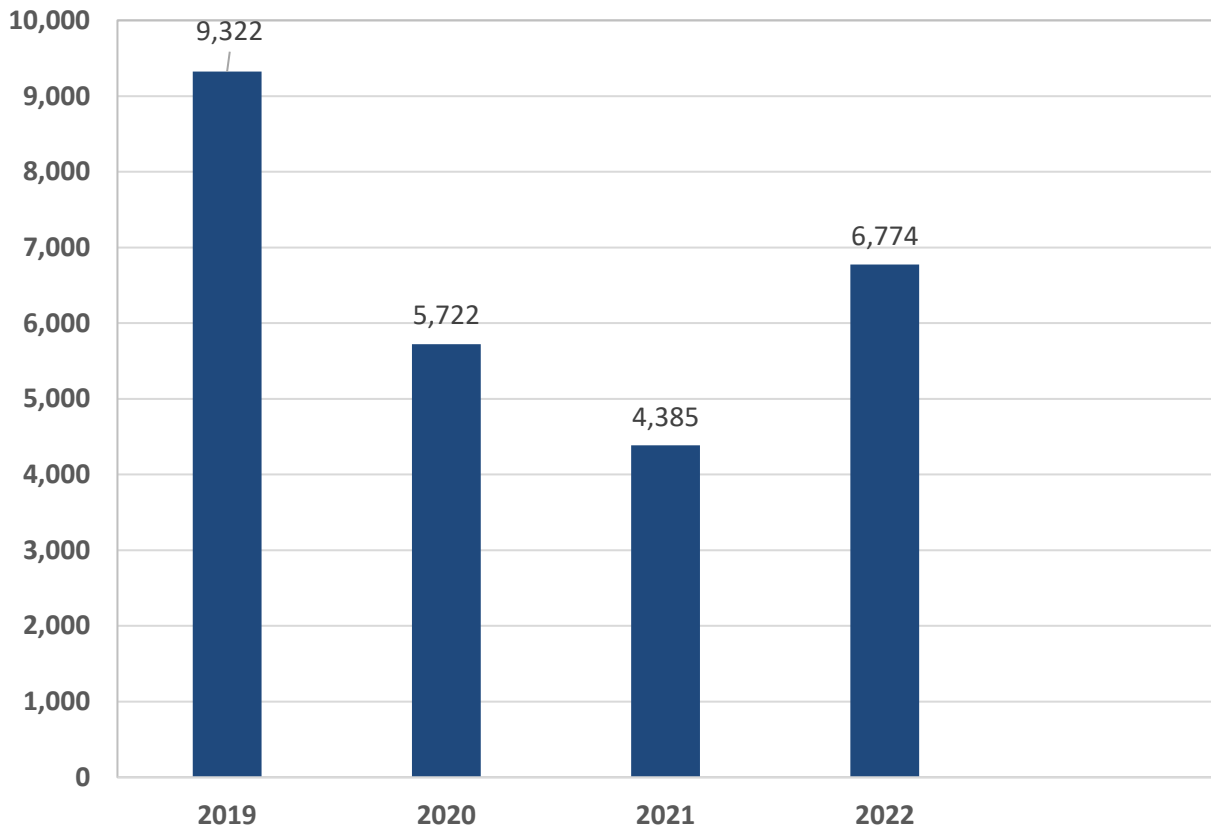
System Characteristics

Service Type: Demand Response
Service Hours: 7am-7:30pm
Fare Structure: \$1 one-way
Service Area: Lower and West Brule

Ridership Characteristics

Total Revenue Miles 204,157
Total Revenue Hours 4,821
Total Passenger Trips 6,774

Ridership FY19-22



Rosebud Sioux Tribe Transit



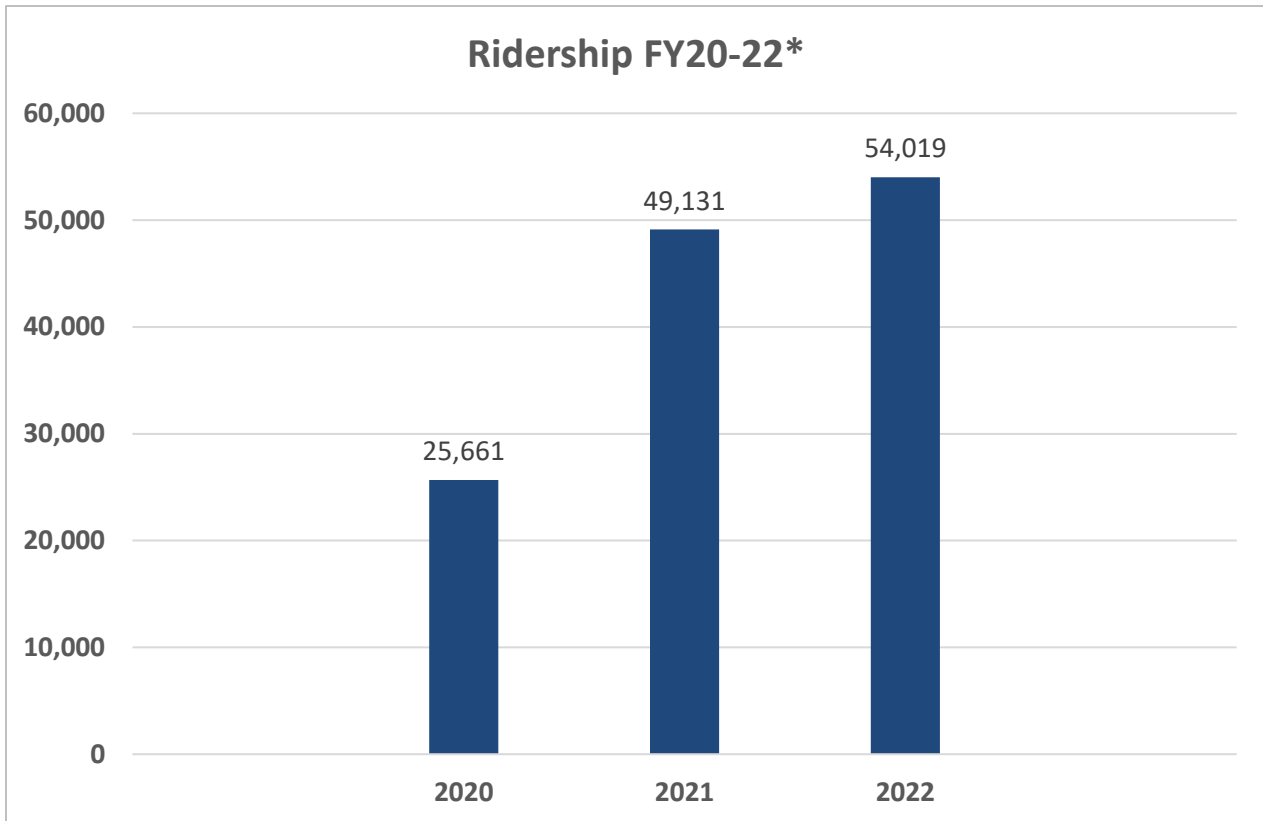
Address: PO Box 430 Rosebud, SD 57570
Phone: (605) 747-2718
Contact: John Charles Arcoren
Email: johncarles.arcoren@rst-nsn.gov
Website: <https://www.rosebudsiouxtribe-nsn.gov/blog/categories/transit>

System Characteristics

Service Type: Demand Response
Service Hours: 7am-12am
Fare Structure: \$1 one-way
Service Area: Rosebud Indian Reservation

Ridership Characteristics

Total Revenue Miles	263,225
Total Revenue Hours	23,461
Total Passenger Trips	54,019



FY2019 Ridership Data was not available

Yankton Sioux Tribe Transit



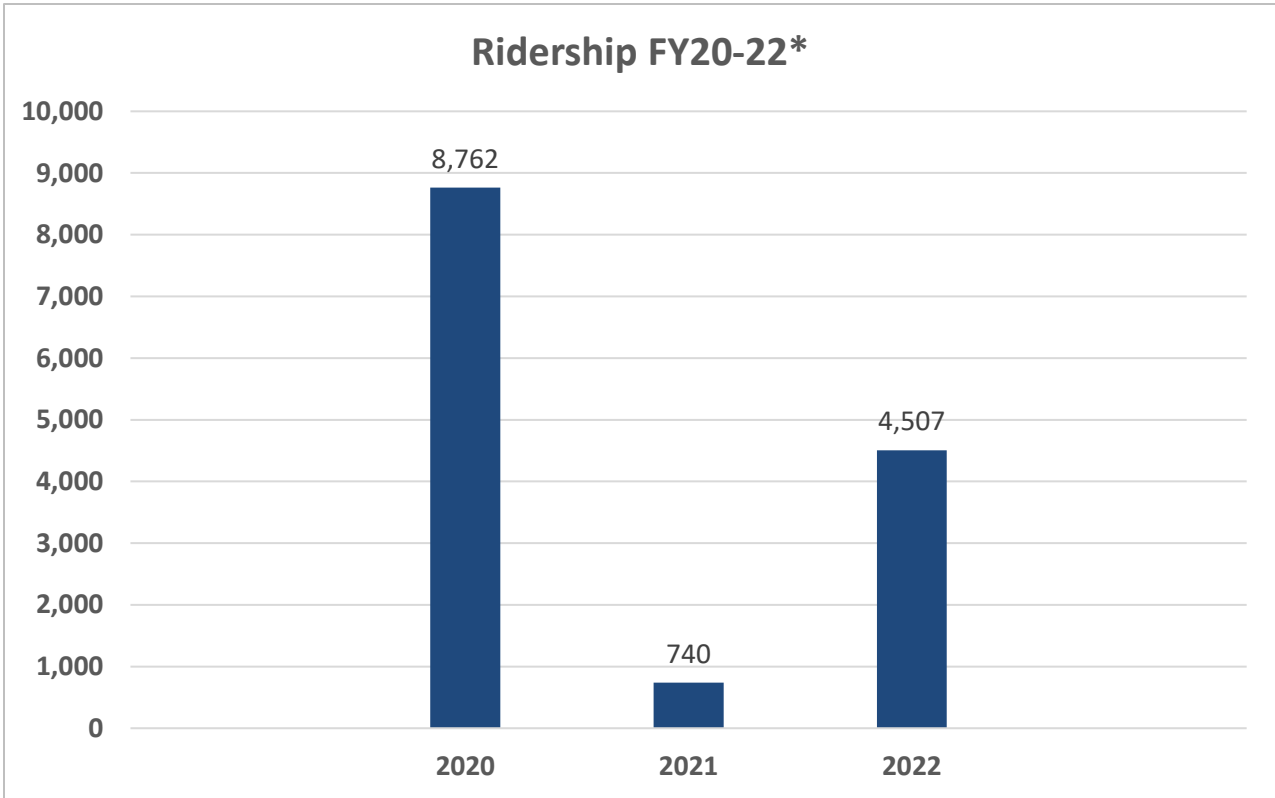
Address: 800 Main Ave South Wagner, SD 57380
Phone: (605)384-5050
Contact: Georgina Abdo
Email: georgianaabdo2019@gmail.com
Website: <https://www.yanktonsiouxtribe.net/yst-transit>

System Characteristics

Service Type: Fixed Route
Service Hours: 7am-12am
Fare Structure: \$1 one-way
Service Area: Yankton Indian Reservation

Ridership Characteristics

Total Revenue Miles	146,736
Total Revenue Hours	5,086
Total Passenger Trips	4,507



FY2019 Ridership Data was not available.

Sisseton Wahpeton Oyate Transit



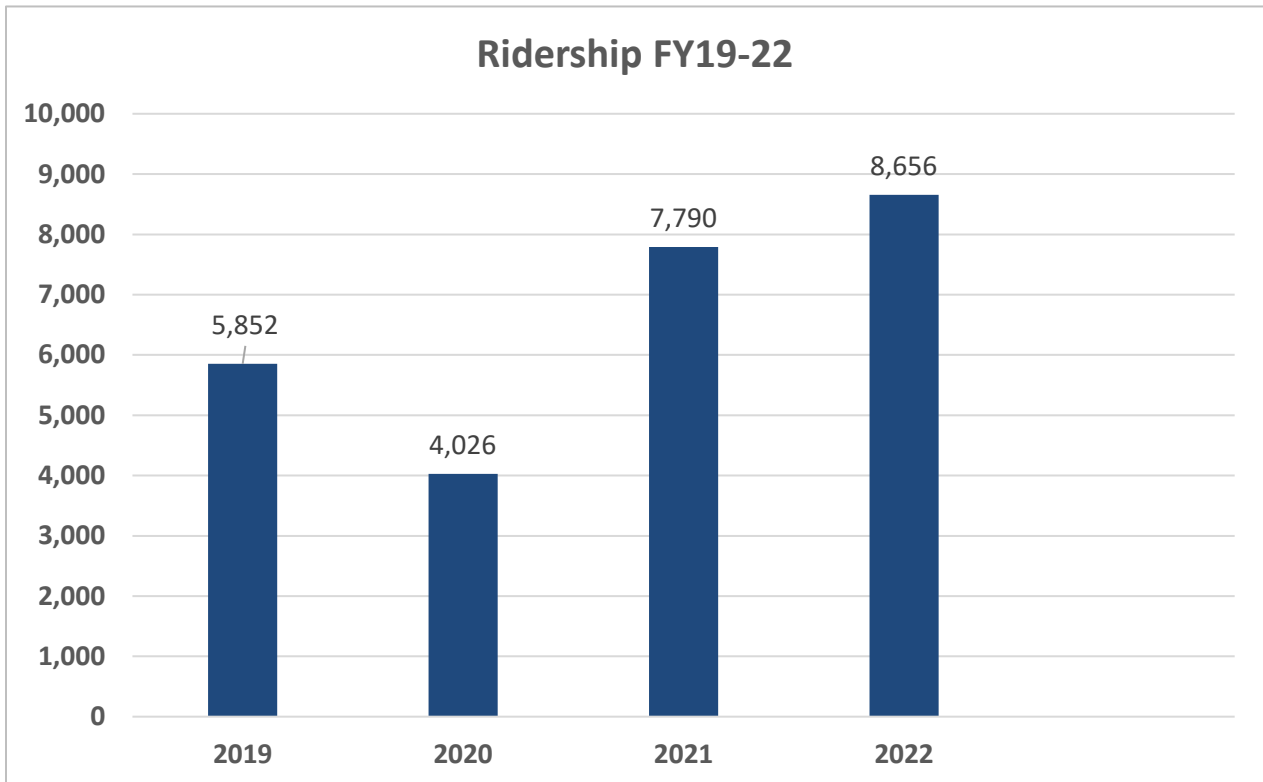
Address: 12554 Bia Highway 711 Agency Village, SD 57262
Phone: (605)698-8367
Contact: Clifford Eberhardt
Email: clifforde@swo-nsn.gov
Website: <https://www.swo-nsn.gov/departments/department-of-commerce/construction-management/>

System Characteristics

Service Type: Demand Response
Service Hours: 6am-6pm
Fare Structure: \$1 one-way
Service Area: Lake Traverse Reservation

Ridership Characteristics

Total Revenue Miles	64,267
Total Revenue Hours	3,093
Total Passenger Trips	8,656



Oglala Sioux Tribe Transit



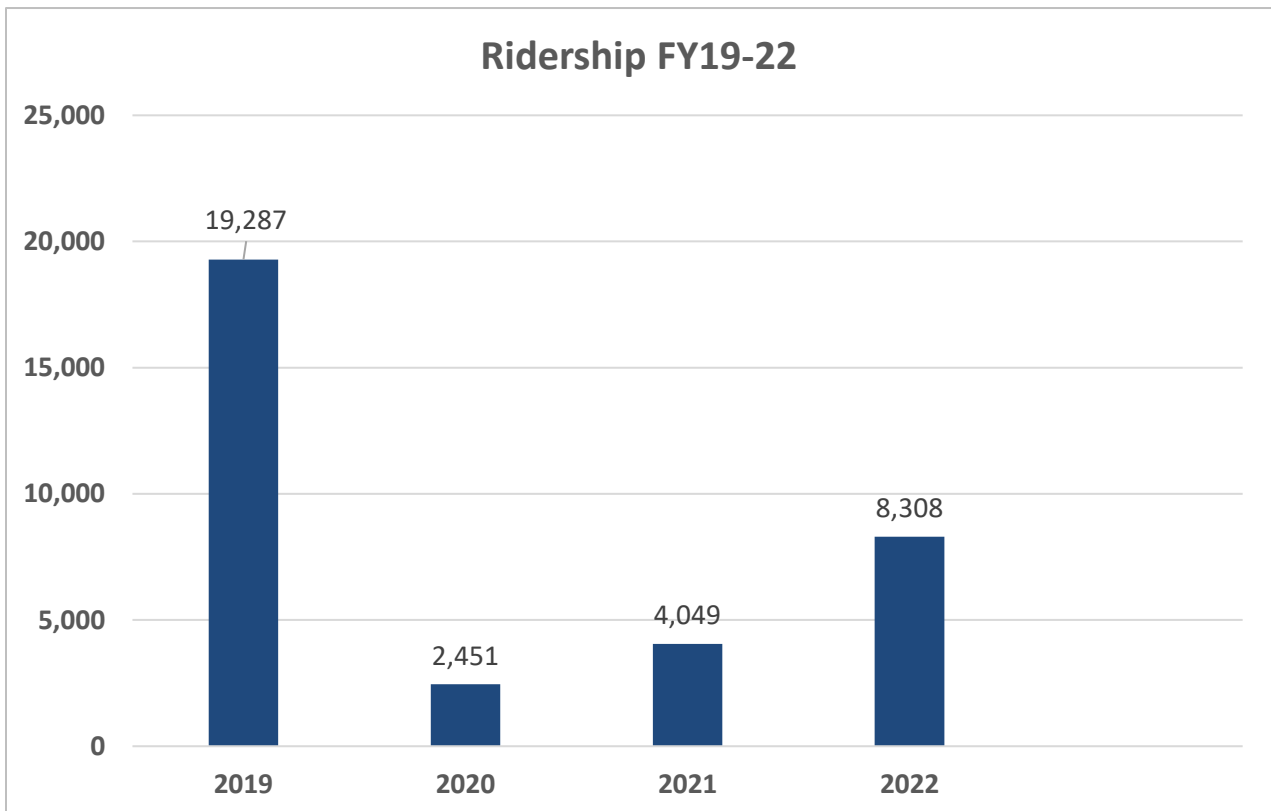
Address: 107 W Main St, Pine Ridge SD 57770
Phone: (605)867-2332
Contact: Emma Featherman-Sam
Email: oglawin@hotmail.com
Website: N/A

System Characteristics

Service Type: Fixed Route
Service Hours: 7am-12am
Fare Structure: Yellow Ticket - \$60
Blue Ticket - \$30
Red Ticket - \$20
Service Area: Pine Ridge Reservation

Ridership Characteristics

Total Revenue Miles	328,408
Total Revenue Hours	9,515
Total Passenger Trips	8,308



Rapid Transit System



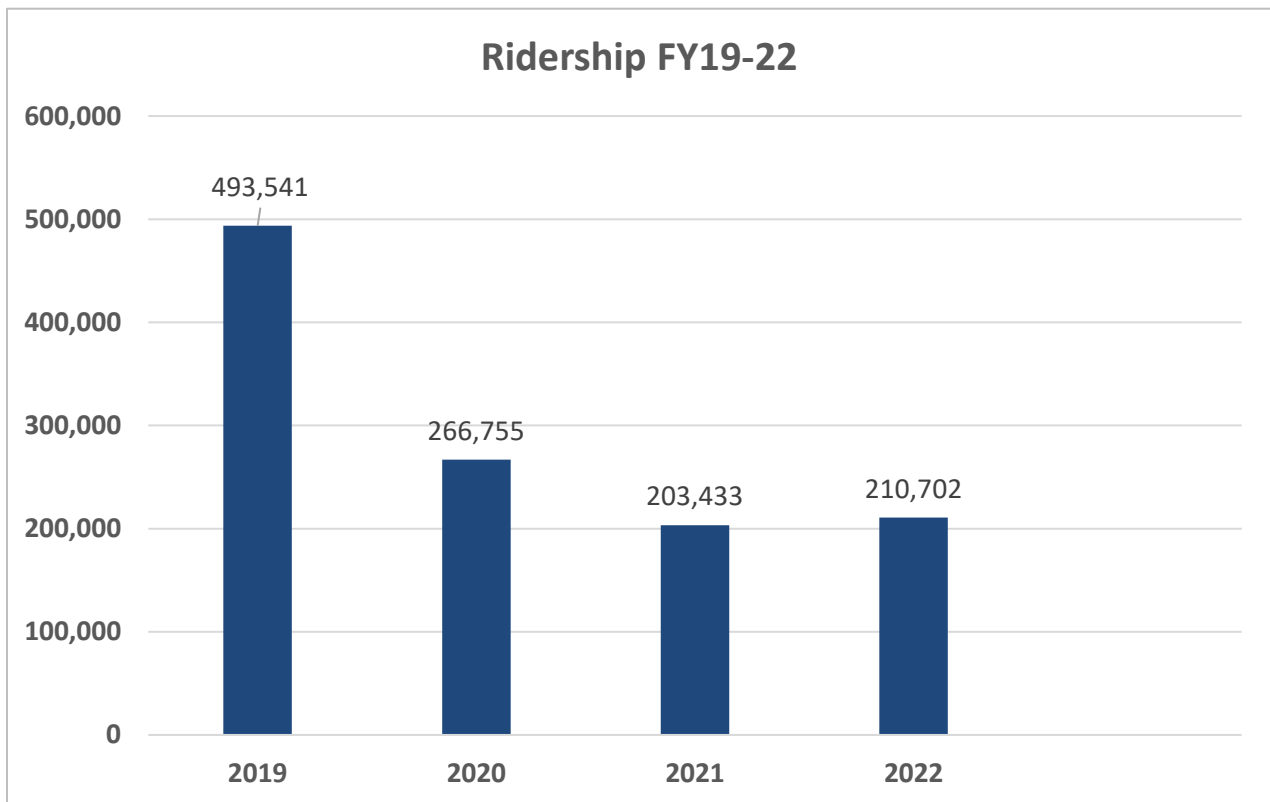
Address: 333 6th Street Rapid City, SD 57701
Phone: (605) 394-6631
Contact: Megan Gould-Stabile
Email: megan.gould-stabile@rcgov.org
Website: www.rapidride.org

System Characteristics

Service Type: Fixed Route / Paratransit
Service Hours: 6am-6pm
Fare Structure: \$3 one-way
Service Area: Rapid City

Ridership Characteristics

Total Revenue Miles	511,906
Total Revenue Hours	
Total Passenger Trips	236,135



Urban Ridership Fiscal Year is July-June.

Sioux Area Metro



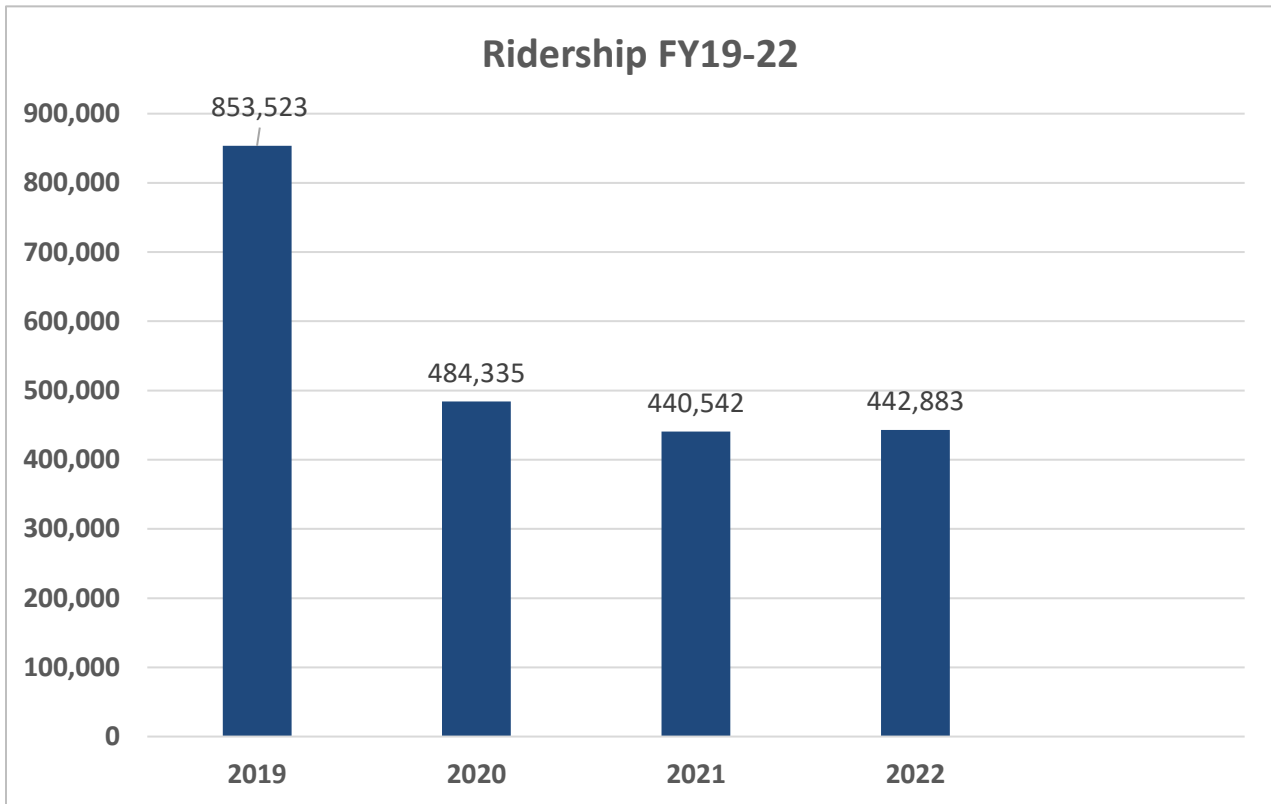
Address: 500 E 6th Street Sioux Falls, SD 57104
Phone: (605) 367-7151
Contact: Emily Shapiro
Email: Emily.shapiro@ridewithvia.com
Website: <https://www.siouxfalls.gov/resident-services/sam>

System Characteristics

Service Type: Fixed Route/Paratransit
Service Hours: 5:45am-9:15pm
Fare Structure: \$1.50 one-way
Service Area: Sioux Falls

Ridership Characteristics

Total Revenue Miles	882,711
Total Revenue Hours	
Total Passenger Trips	526,249



Urban Ridership Fiscal Year is July-June.



The Dakota Transit Association (DTA) was formed in 1985 to address the need for greater communication between transportation providers and to serve as a unified voice for public transportation agencies within the state of North and South Dakota at the national level. Each year, transit agencies and State DOTs from both North and South Dakota meet for an annual conference. The conference awards ceremony is an opportunity to recognize those who have contributed their skills and talents to help make public transportation in the Dakotas as successful as it is today.



(Pictured from left to right: Agency of the Year, Rural Office of Community Service, Inc.; Outstanding Support Staff, Joel Sengelmann, River Cities Public Transit; Driver of the Year, Dave Chipman, Prairie Hills Transit; Friend of Transit, Grant-Roberts County DAV; Above and Beyond, Brian Nye, Prairie Hills Transit



The DTA hosts the annual Driver Roadeo as the kickoff to the DTA conference. The DTA Roadeo is an opportunity for drivers to gain recognition for their driving skills. While there are awards for the top finishers, winning is not the primary reason for this competition. The Roadeo is an opportunity to test their skills and meet others in the profession.

Top 5 South Dakota Participants



(Pictured from left to right: 5th Place- Noel Cummins, Community Transit of Watertown/Sisseton, Inc.; 4th Place- Doug Herr, Community Transit of Watertown/Sisseton, Inc.; 3rd Place- Max Voller, River Cities Public Transit; 2nd Place- Gary Frederick, River Cities Public Transit; 1st Place- Bryce Lambert, River Cities Public Transit)

Top 5 North Dakota Participants



(Pictured from left to right: 5th Place- Sheri Harsche, Standing Rock Public Transit- 4th Place; Ray Adam, Dickinson Public Transit; 3rd Place- Brenda Reed, Souris Basin Transit; 2nd Place- Kendall Meyer, Souris Basin Transit; 1st Place- Dustin Limberg, South Central Adult Services)

The South Dakota Department of Transportation gives public notice of its' policy to uphold and assure full compliance with the non-discrimination requirements of Title VI of the Civil Rights Act of 1964 and related Nondiscrimination authorities. Title VI and related Nondiscrimination authorities stipulate that no person in the United States of America shall on the grounds of race, color, national origin, religion, sex, age, disability, income level or Limited English Proficiency be excluded from the participation in, be denied the benefits of, or be otherwise subjected to discrimination under any program or activity receiving Federal financial assistance.

Any person who has questions concerning this policy or wishes to file a discrimination complaint should contact the Department's Civil Rights Office at 605-773-3540.

**South Dakota Department of Transportation
Division of Finance & Management
Office of Air, Rail and Transit
700 East Broadway Avenue
Pierre, SD 57501-2586
605-773-3574**

300 Copies of this Book Were Printed.