

**State of South Dakota
Department of Transportation**

**Public and Specialized
Transportation
Fiscal Year 2013**

**Prepared by:
South Dakota Department of
Transportation
Division of Finance & Management
Office of Air, Rail and Transit
700 East Broadway Avenue
Pierre, South Dakota 57501-2586
Telephone:(605) 773-4169
(605) 773-7038
(605) 773-3574
<http://www.sddot.com/fpa/transit>**

Table of Contents

Program Summary	3
Executive Summary	4-5
List of Rural Transit Agencies in South Dakota	6-9
Communities Served By Rural Transit Providers	10
Rural Public and Specialized Total Passenger and Trip Characteristics	11
Chapter 1 Fiscal Year 2013 Specialized Transportation Statistics	12
Chapter 2 Fiscal Year 2013 Section 5311	
Administration and Operating Statistics	13
Rural Public Transit Systems Funding Breakdown	14
Rural Public Transportation System Data	15-36
Chapter 3 Other Transit Program Statistics for FY 2013	37



Program Summary

Welcome to the South Dakota Department of Transportation's Public and Special Transportation statistical report for Fiscal Year 2013.

This report is published annually and condenses the fiscal year administration and operational records for the 22 rural public transit systems in South Dakota. The report is published largely to provide information about the performance of the public transit programs for the fiscal year. The report is distributed and available to state and local officials, support agencies, boards of directors, and the general public.

During Fiscal Year 2013, 349 vehicles funded by FTA Section 5309, FTA Section 5310, and FTA Section 5311, including a few non-FTA funded vehicles receiving FTA Section 5311 operating funds, provided rural public and special transportation services in South Dakota. These 349 vehicles traveled 4,899,435 miles and carried 1,687,426 passengers during Fiscal Year 2013.

The transit systems operating in Sioux Falls and Rapid City receive FTA Section 5307 urban transit capital and operating funds directly from FTA. In 2013, Sioux Falls and Rapid City public transit vehicles traveled 1,949,398 miles and carried 1,557,558 passengers.

The Deadwood Trolley System provided 176,649 rides and traveled 95,802 miles during Fiscal Year 2013.

Public and special transportation service providers are a key element in the successful implementation of numerous state policy objectives. Among those is the effort to keep elderly citizens and citizens with disabilities in their own homes and communities—in an independent living status, instead of forcing them into the more costly nursing home environment or requiring them to migrate to urban areas for needed services.

Please send any questions or comments to:

Sallie Collins, Lisa Donner or Jeff Rutz
South Dakota Department of Transportation

Division of Finance & Management

Office of Air, Rail and Transit

700 East Broadway Avenue

Pierre, South Dakota 57501-2586

Sallie.Collins@state.sd.us – 605/773-7038

Lisa.Donner@state.sd.us – 605/773-4169

Jeff.Rutz@state.sd.us – 605/773-8082



Executive Summary

Approximately 45 rural and specialized transit organizations are providing service covering 70 percent of the geographic area within South Dakota. These transit organizations assist elderly citizens, citizens with disabilities, school age children, the general public and low income citizens to gain access to needed medical, nutrition, education, employment, social and commercial services, particularly in the rural areas of South Dakota.

Public transit providers range in size from those which provide daily fixed route/ fixed schedule services, to demand-response services with schedules and destinations determined on a day-to-day basis.

The South Dakota Department of Transportation, Division of Finance & Management, Office of Air, Rail and Transit, administers several programs through the United States Federal Transit Administration (FTA) which support public and specialized transportation service providers in South Dakota. These programs include:

- **Section 5303** provides urban transit planning assistance program funds and transit planning activities in the metropolitan areas of South Dakota including Sioux Falls and Rapid City.
- **Section 5304** provides statewide rural planning and research. At the state's discretion, the funds may be used for statewide planning, technical assistance, planning support, research and development for non-urbanized areas.
- **Section 5309 and 5339** provides capital assistance for buses and related equipment and facilities to public bodies and agencies including transit authorities, state and local public bodies and other political subdivisions of states, certain public corporations, boards and commissions established under state law.
- **Section 5310** provides capital grants to private nonprofit organizations and governmental authorities where no non-profit organizations are available to support transportation to meet the needs of older adults and persons with disabilities.

Section 5310 declares a national policy that elderly persons and persons with disabilities have the same right as other persons to utilize mass transportation services and facilities; that special efforts shall be made in the planning and design of mass transportation facilities and services to assure their availability to elderly persons and persons with disabilities; and that all Federal programs offering assistance in the field of mass transportation should contain provisions implementing this policy.

The goal of the Section 5310 program is to provide assistance in meeting the transportation needs of elderly persons and persons with disabilities where public transportation services are unavailable, insufficient, or inappropriate. The Section 5310 program is designed to supplement FTA's other capital assistance programs by funding transportation projects for elderly persons and persons with disabilities in all areas: urbanized, small urban, and rural. Although grant recipients are private nonprofit organizations usually with specific clientele; transportation services funded under this program may be open to other riders once the immediate transportation needs of the grant recipient's organization are satisfied.

- **Section 5311** provides capital, administration, and operating grants for public transportation service projects in non-urbanized areas (less than 50,000 population).

Section 5311 funds are available for capital, operating and project administration costs for rural public transportation projects in areas other than urbanized areas (50,000 population). Public transportation is defined to mean mass transportation by bus, rail, or other conveyance, either publicly or privately owned, which provides service to the general public on a regular and continuing basis. Public transportation services funded by Section 5311 may be designed to maximize usage by transportation-disadvantaged persons, provided that the general public is offered an equal opportunity to utilize the transportation services.

Capital expenses under Sections 5309, 5339 and 5311 programs include the acquisition, construction, and improvement of public transportation facilities and equipment needed for an efficient and coordinated public transportation system.

- **Section 5311(b)(3)** Rural Technical Assistance (RTAP) provides funds to support the training and technical assistance needs of rural transit operators and drivers.
- **Section 5316** (JARC or Job Access/Reverse Commute) Job Access grants are for the development of new transportation services for low income workers and/or closing gaps in existing service; Reverse Commute projects are meant to provide transportation to suburban jobs from other suburban, urban and rural locations but not necessarily just for low income households. Subgrantees are required to provide a 50% match for operating expenses and a 20% match for capital expenses.
- **Section 5317** (New Freedom Program) formula grants aim to provide additional tools to overcome barriers facing citizens with disabilities seeking to integrate into the workforce. Lack of adequate transportation is a principal barrier to employment for citizens with disabilities. This program seeks to expand transportation mobility options available to persons with disabilities beyond the requirements of the Americans with Disabilities Act of 1990. Subgrantees are required to provide a 50% match for operating expense. New Freedom funds are not eligible for capital purchases.

The South Dakota Department of Transportation, Office of Air, Rail and Transit grants state dollars to help meet the local matching fund requirements of Federal transit program grantees.

The Office of Air, Rail and Transit and the South Dakota Department of Social Services, Division of Adult Services and Aging work in close coordination in matters pertaining to transportation services for people who are elderly or have disabilities. Each year, the Division of Adult Services and Aging provides funds which are dispersed through our office to offset transportation costs for some agencies. Transportation is considered a supportive function eligible through Title III-B. These funds are referred to as Title III-B funds throughout this book.

Rural Transit Agencies in South Dakota

Aberdeen Ride Line

Aberdeen Ride Line serves Aberdeen and Brown County. Service is provided as requested in the county and smaller communities. Please call (605) 626-3333 for current days and hours of service operation. Aberdeen Ride Line is a Medicaid provider, and is a ticket agent and feeder service for the inter-city bus service Jefferson Lines. Aberdeen Ride Line has 32 vehicles in operation. This includes vehicles that are not operated with any federal or state funds granted to Aberdeen Ride Line. www.aberdeen.sd.us

Arrow Public Transit

Arrow Public Transit serves the city of Lemmon and limited service for the communities of Bison and Faith. Please call (605) 374-3189 for current days and hours of service operation. Arrow Public Transit is a Medicaid provider. Arrow Public Transit has 8 vehicles in operation. This includes vehicles that are not operated with any federal or state funds granted to Arrow Public Transit.

Brandon City Transit

Brandon City Transit serves the City of Brandon. Please call (605) 256-6518 for current days and hours of service operation. Brandon City Transit has 2 vehicles in operation. www.brandon.govoffice.com

Brookings Area Transit Authority

Brookings Area Transit Authority serves the communities of Brookings, Aurora, Volga, Sinai, Bruce, Bushnell, White, Estelline, Elkton, Arlington and in the Brookings County area as requested, as well as Hutchinson County, SD with the town of Freeman as headquarters. Please call (605)692-5416 or toll-free 855-962-9120 for current days and hours of service operation. BATA is a Medicaid provider. Advance reservation is preferred and suggested to secure a timely schedule. Limited same-day service may be available. Brookings Area Transit has 28 vehicles in operation. Additional information is available and reservations may be made online at: www.brookingsareatransit.com

Community Transit

Community Transit serves the towns of Milbank, Lennox, Sisseton, Webster, Eureka, Britton, and Bowdle. Service in Marshall, Day, Roberts, Edmunds, Campbell, and McPherson counties is provided upon request. Please call (605) 698-7511 for current days and hours of service operation. Community Transit is a Medicaid provider with currently 19 vehicles in operation.

Dell Rapids Transit

Dell Rapids Transit serves the City of Dell Rapids. Please call (605) 256-6518 for current days and hours of service operation. Dell Rapids Transit has 1 vehicle in operation. www.cityofdellrapids.org

East Dakota Transit

East Dakota Transit serves Madison and Lake County. Please call (605) 256-6518 for current days and hours of service operation. East Dakota Transit has 3 vehicles in operation. http://www.madisonsd.com/Org/East_Dakota_Transit

Groton City Transit

Groton Community Transit serves the City of Groton. Please call (605) 397-8661 for current days and hours of service operation. Medical trips to Aberdeen require 48 hour notice when possible and 24 hour notice for in town transportation. There are currently 3 vehicles in service.

Inter-Lakes Community Action Partnership

Inter-Lakes Community Action Partnership Transit serves Deuel, Miner and Moody counties and communities. Please call (605) 256-6518 for current days and hours of service operation. Inter-Lakes Community Action Transit has 3 vehicles in operation. The website is currently being updated to include information on Medicaid trips. www.interlakescap.com

Palace Transit

Palace Transit serves Mitchell and Davison County. Service in the county and smaller communities is provided upon request. Please call (605) 995-8440 for current days and hours of service operation. Palace Transit is a Medicaid provider and has 17 vehicles in operation. This includes vehicles that are not operated with federal or state funds. <http://www.cityofmitchell.org/transit/>

People's Transit

People's Transit serves Beadle County. Please call (605) 353-0100 for current days and hours of service operation. People's Transit is a Medicaid provider and a ticket agent and feeder service for Jefferson Lines. The feeder service trips to Mitchell are Monday through Friday. People's Transit has 21 vehicles in operation. This includes vehicles that are not operated with federal or state funds granted to People's Transit. <http://www.peopletransithuron.com/>

Prairie Hills Transit

Prairie Hills Transit administrative offices are located in Spearfish. Services are provided in Lawrence, Meade, Custer, Fall River, Butte Counties and Pennington County. Please call (605) 642-6668 for current days and hours of service operation. Prairie Hills Transit is a Medicaid and T19 provider and has 40 vehicles in operation.

River Cities Public Transit

River Cities Public Transit serves the people of Hughes, Stanley, Hand, Hyde, Dewey Ziebach, Haakon, East Pennington, Jones, Lyman, and northern Jackson counties. River Cities Public Transit provides 24-hour services in the Pierre/Fort Pierre and surrounding area. Please call (605) 945-3166 for current days and hours of service operation. River Cities Public Transit is a Medicaid provider and a ticket agent and a feeder service for Jefferson Lines. River Cities Public Transit has 96 vehicles in operation. This includes vehicles that are not operated with federal or state funds granted to River Cities Transit. <http://www.rcptransit.com/>

Rural Office of Community Services

ROCS Transit serves the counties of Aurora, Bon Homme, Brule, Charles Mix, Douglas, Gregory, and Turner, with projects operating in Beresford, Canton, Wessington Springs, Tripp and Winner. Please call (605) 487-7635 for current days and hours of service operation. ROCS Transit is a Medicaid provider and has 40 vehicles in operation. <http://rocsinc.org>

Rosebud Sioux Tribe Transportation

Rosebud Sioux Tribe Transportation serves the Rosebud Indian Reservation and communities in Todd and Mellette Counties. Service is provided upon request with regular trips to Rapid City, Pierre, Sioux Falls, Yankton, and Valentine, Nebraska. Call (605) 747-2718 for current days and hours of service operation. Rosebud Sioux Tribe Transportation has 8 vehicles in operation.

Sanborn County Transit

Sanborn County Transit serves Sanborn County. Service is provided upon request with regular trips to Mitchell and Huron. Please call (605) 796-4319 for current days and hours of service operation. Sanborn county has 2 vehicles in operation.

Siouxland Regional Transit System

Siouxland Regional Transit System is a demand-responsive, ADA accessible, public transit system providing service to residents of Southern Union County, South Dakota. Reservations must be made with 24 hour advance notice. Service is available Monday through Saturday, 5:30 am to 7:00 pm. Call (712) 279-6919 for more information. Siouxland has 4 vehicles in operation. <http://www.simpco.org/srts/>

Spink County Public Transit

Spink County Public Transit serves Redfield and Spink County. Service is available in the county and smaller communities upon request. Please call (605) 472-1552 for current days and hours of service operation. Spink County Public Transit is a Medicaid provider and has 5 vehicles in operation.

Standing Rock Public Transportation

Standing Rock Public Transportation serves Corson and Walworth Counties in South Dakota and Sioux, Morton, and Burleigh Counties in North Dakota. The transit program offers a variety of services including deviated fixed routes, demand response services, coordinated inter-state services between Bismarck, ND and Pierre, SD and Veterans Hospital trips. Please call (701) 854-8090 for current days and hours of service. Standing Rock Public Transportation currently has 3 vehicles in service.

www.sittingbull.edu/community/transport/index.asp.

Vermillion Public Transit

Vermillion Public Transit serves Vermillion, Burbank, Meckling and the surrounding area. Service is also provided to Sioux Falls Monday through Friday. Please call (605) 624-7433 for current days and hours of service operation. Vermillion Public Transit is a Medicaid provider and ticket agent for the inter-city bus service Jefferson Lines. Vermillion Public Transit has 8 vehicles in operation.

http://www.sesdac.org/vermillion_public_transit.html

Watertown Public Transit

Watertown Area Transit serves the Watertown community. Please call (605) 882-5287 for current days and hours of service operation. Watertown Area Transit is a Medicaid provider and has 9 vehicles in operation. Notification to schedule a ride is by 3pm the day before.

<https://www.facebook.com/pages/Watertown-Area-Transit/155310517841417>

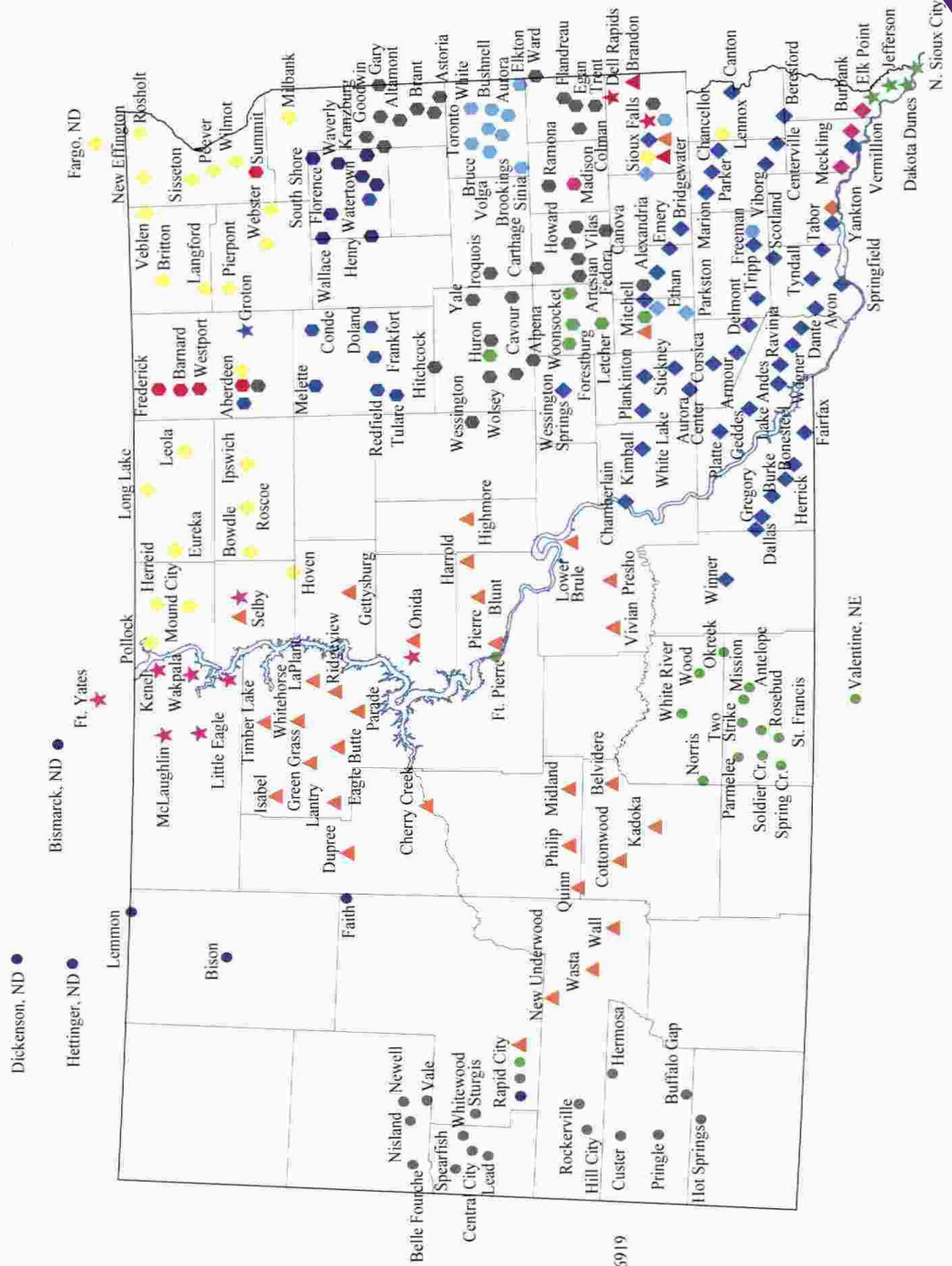
Yankton Area Transit

Yankton Transit serves the City of Yankton. Service is provided upon request with 24-hour advance notice. Please call (605) 665-4610 for current days and hours of service operation. Yankton Transit is a Medicaid provider and has 21 vehicles in operation.

<http://www.cityofyankton.org/yankton/topics/yanktontransit.php>

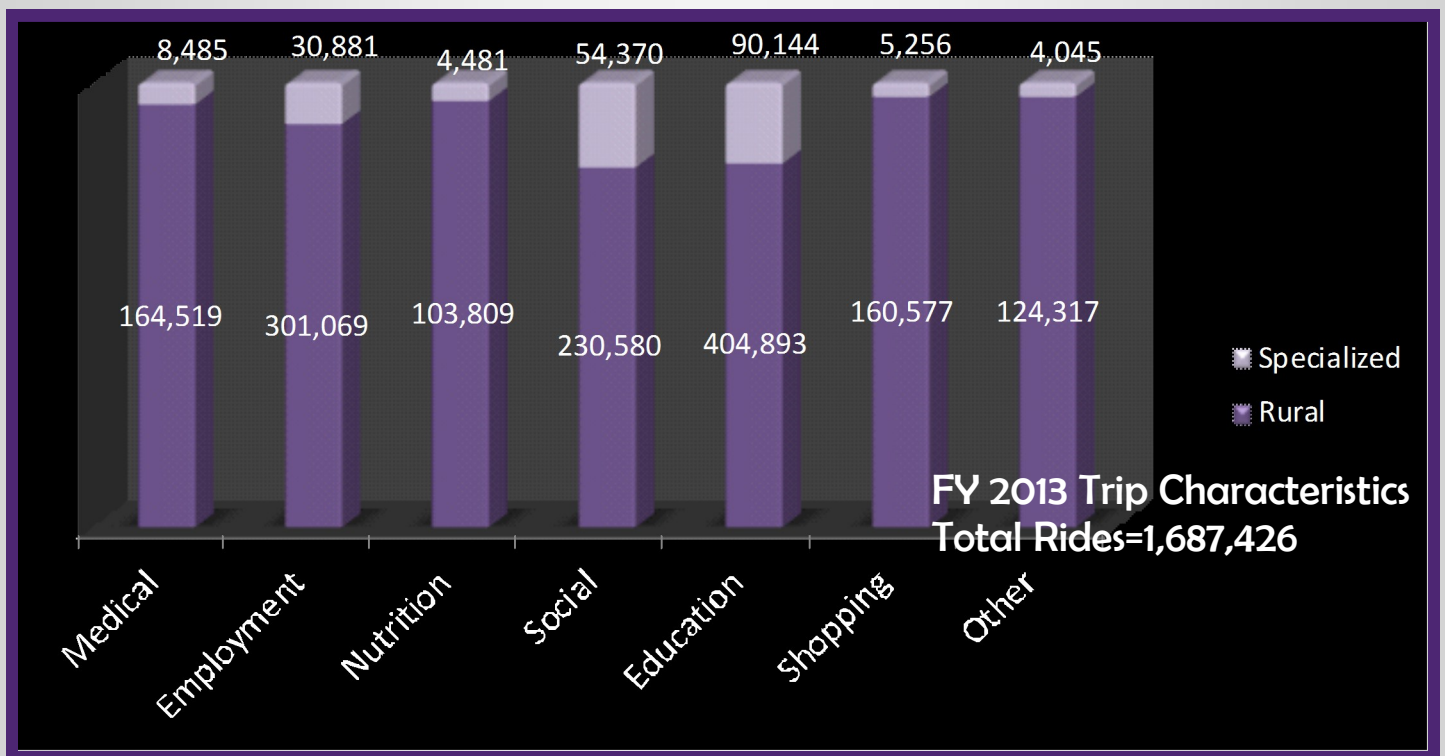
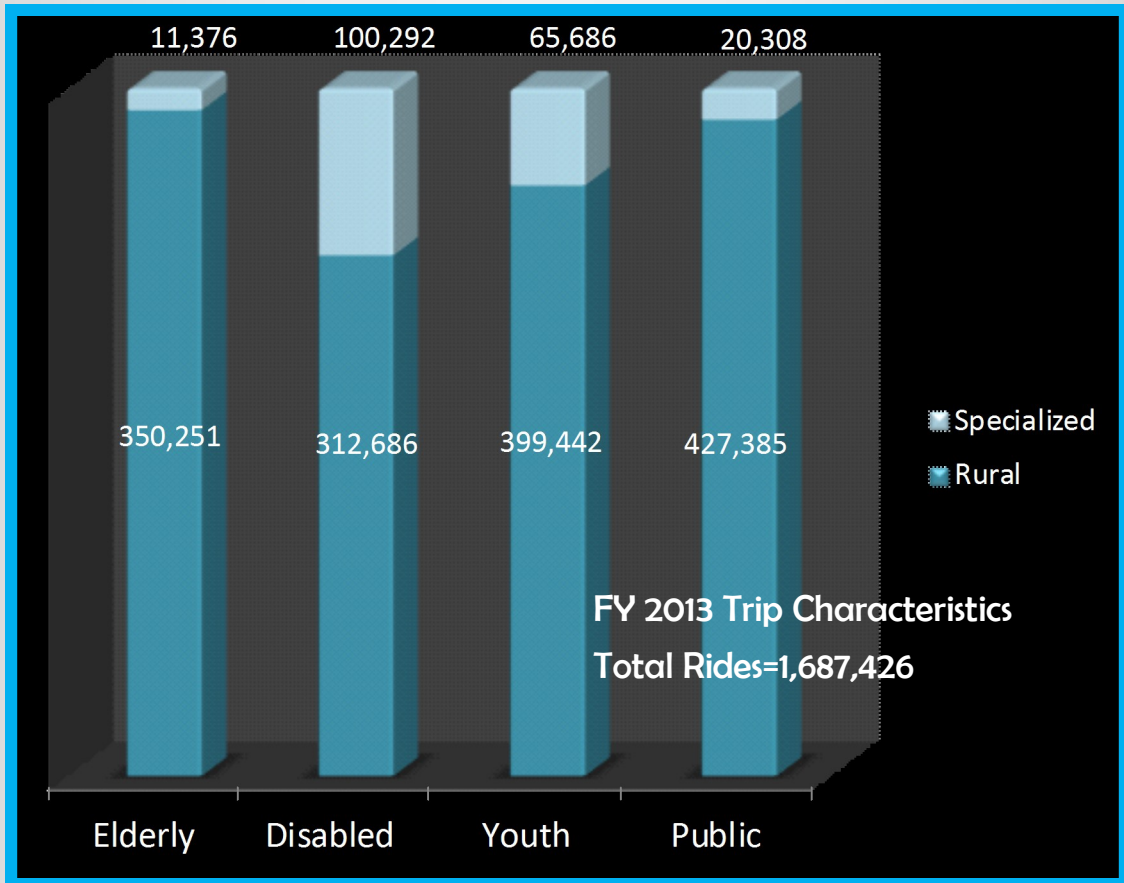
Communities Served By Rural SD Transit Providers

COMMUNITIES SERVED BY SOUTH DAKOTA TRANSIT PROVIDERS



- LEGEND**
- Aberdeen Ridelme - 626-3333
 - Spink Co. Transit - 472-1552
 - People's Transit - 353-0100
 - Sanborn Co. Rural Transit - 796-4513
 - Community Transit - 698-7511
 - Watertown Transit - 882-5287
 - Interlakes Community Action - 256-6518
 - Brookings Transit - 692-5416
 - East Dakota Transit (Madison) - 256-5810
 - Rosebud Transit - 747-2718
 - River Cities Transit - 945-3166
 - Palace Transit - 995-8440
 - ROCS - 487-7635
 - Yankton Transit - 668-2900
 - Vermillion Public Transit - 624-7433
 - Arrow Transit - 374-3189
 - Prairie Hills Transit - 642-6613
 - Standing Rock Public Trans. - (701) 854-3861
 - Siouxland Regional Transit System - (712) 279-6919
 - Dell Rapids Transit - 256-6518
 - Groton Transit - 397-8650
 - Brandon Transit 256-6518

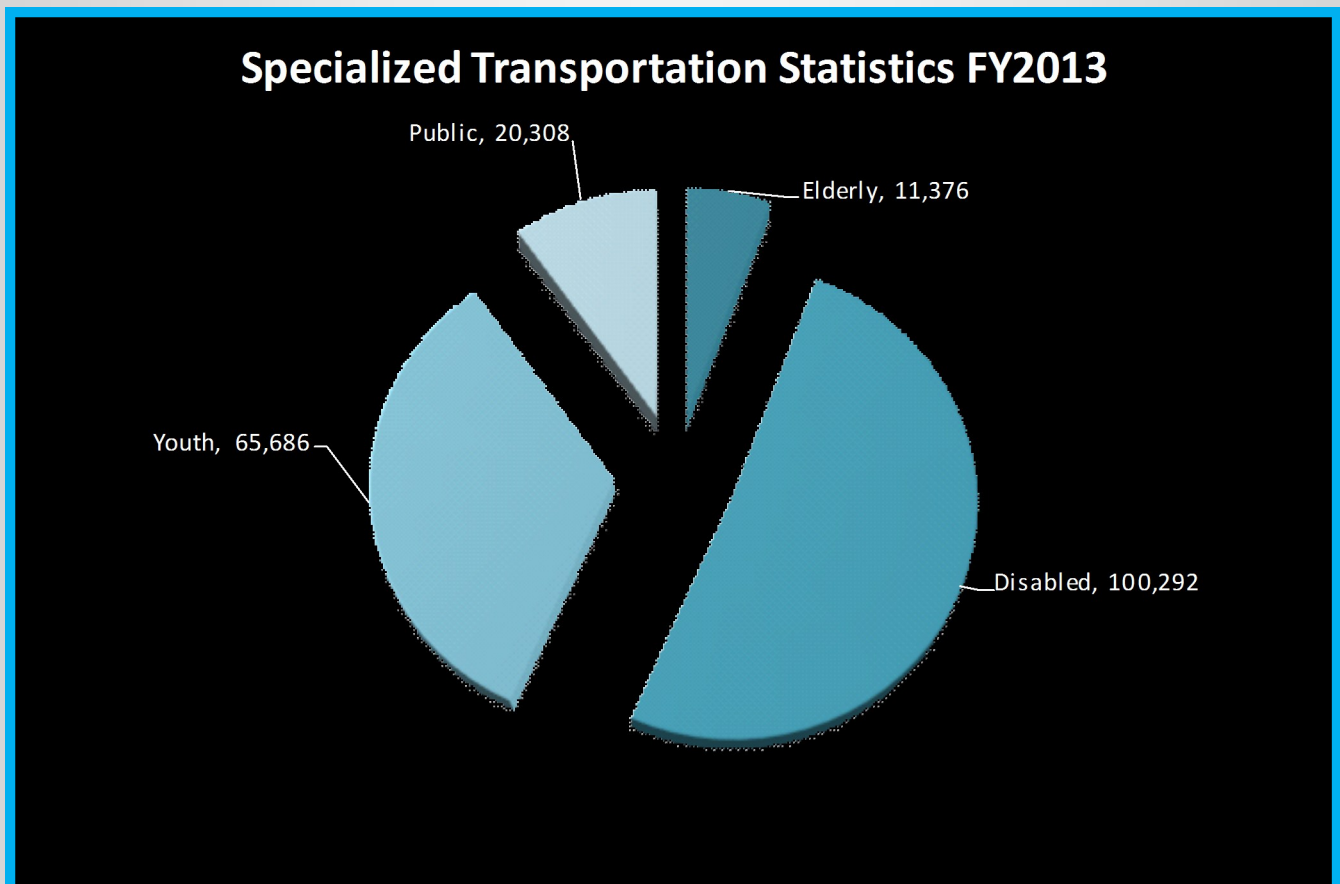
Fiscal Year 2013 Rural Public and Specialized Transportation Passenger and Trip Characteristics

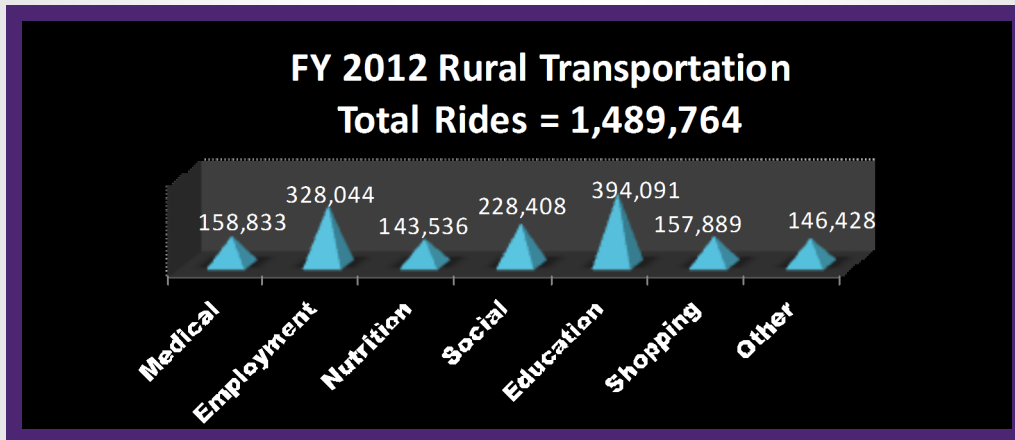


Chapter 1 Fiscal Year 2013 Specialized Transportation Statistics

In FY2013, 65 vehicles funded under FTA Section 5309 and FTA Section 5310 programs provided specialized transportation in South Dakota. These vehicles total traveled 466,040 miles and provided 197,662 rides .

The graph indicates that citizens with disabilities were the major users of specialized transportation services in South Dakota during Fiscal Year 2013.





The goals of Section 5311 program are to:

1. Enhance the access of people in non-urbanized areas to health care, shopping, education, employment, public service, and recreation.
2. Assist in the maintenance, development, improvement, and use of public transportation systems in rural and small urban areas.
3. Encourage and make possible the most efficient use of federal funds used to provide passenger transportation in non-urbanized areas through the coordination of programs and services.

The Section 5311 program treats project administration expenses as a separate cost category from capital and operating expenses. Administration expenses are considered “non-operating”, and are funded at 82.82% Federal share. Operating expenses are considered those costs directly related to system operation. Net operating expenses remain after operating revenues are subtracted from eligible operating expenses. Operating expenses are funded at 51.76% Federal share of the net operating expenses.

Local funds for the 22 rural public transit agencies represent over \$5.6 million or 48.19% of total funds to keep the rural public transits operating. Local funds for the purposes of this report may include rider fares and donations, contracts with other agencies, management contracts, revenue generated from advertising, Medicaid and others.

During Fiscal Year 2013, 22 organizations provided rural public demand-response transportation services in South Dakota. These organizations operated 349 vehicles and contracted with one taxi cab company for a total expenditure of \$11,778,747.93. These vehicles traveled 4,899,435 miles and provided 1,687,426 rides.

Funding Sources of Rural Public Transit Systems Fiscal Year 2013

**Federal Funds = \$6,086,548.64
(Section 5311, JARC, New Freedom)**

Local Funds = \$4,785,646.01

State Funds = \$695,000.00

Title III-B Funds = \$329,439.00

Aberdeen Ride Line - Aberdeen, South Dakota

Director: Rich Krokkel

Total Ridership and Miles Driven:

Ride Type:

Total Miles Driven: 290,445

Medical: 14,822

Employment: 19,475

Nutrition: 373

Social/Recreation: 13,161

Education: 56,685

Shopping: 7,938

Other: 0

Total: 112,454

Ridership Characteristic:

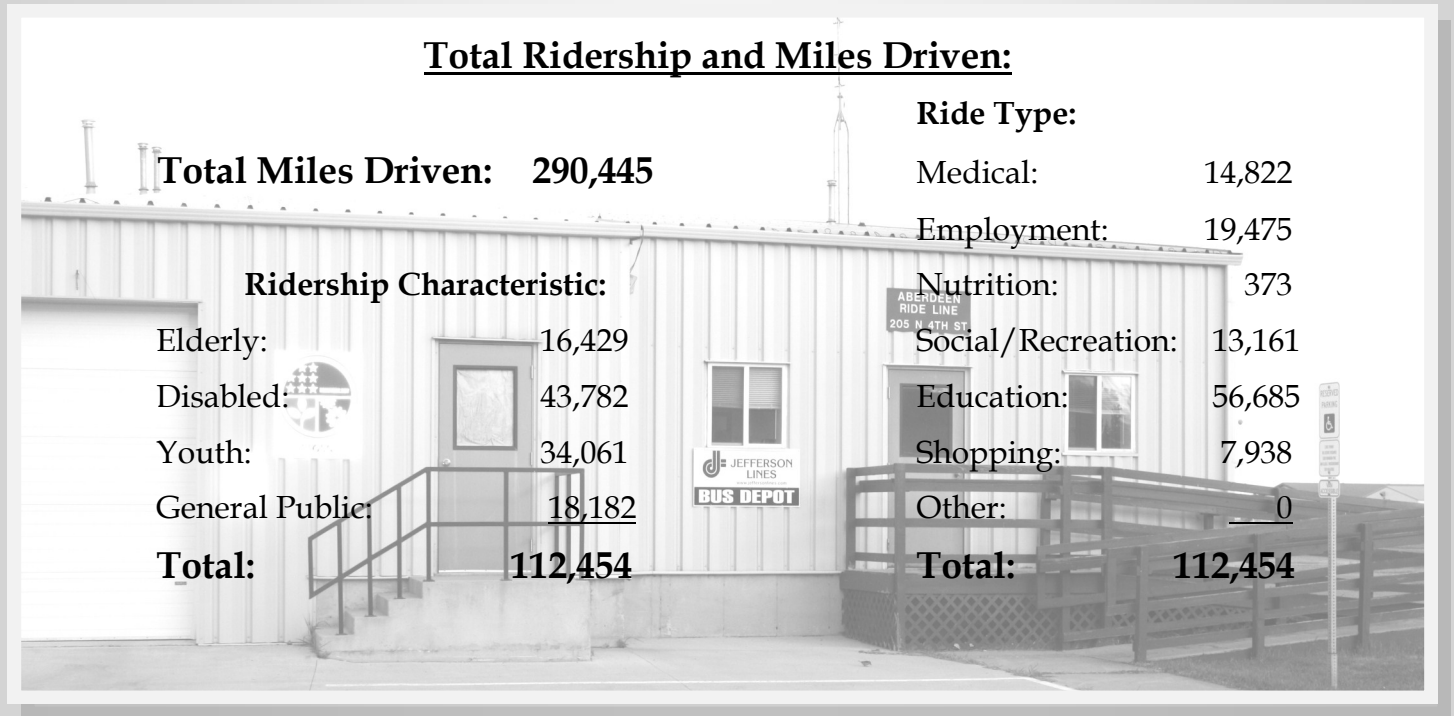
Elderly: 16,429

Disabled: 43,782

Youth: 34,061

General Public: 18,182

Total: 112,454



Funding and Expenditures:

Section 5311 Funds:	\$233,876.32	Total Administration Costs*:	\$126,695.65
Title III-B Funds:	\$ 15,916.00	Total Operating Costs:	<u>\$422,305.53</u>
State Funds:	<u>\$ 60,979.00</u>	Total Expenditures:	\$549,001.18
Total State and Federal Funds:	\$310,771.32	*Includes vehicle insurance costs.	
Local Funds**:	\$238,229.86	Insurance Cost:	\$18,498.00
Total Funding:	\$549,001.18		

Total Cost per Ride: \$4.88 State and Federal Cost per Ride: \$2.76

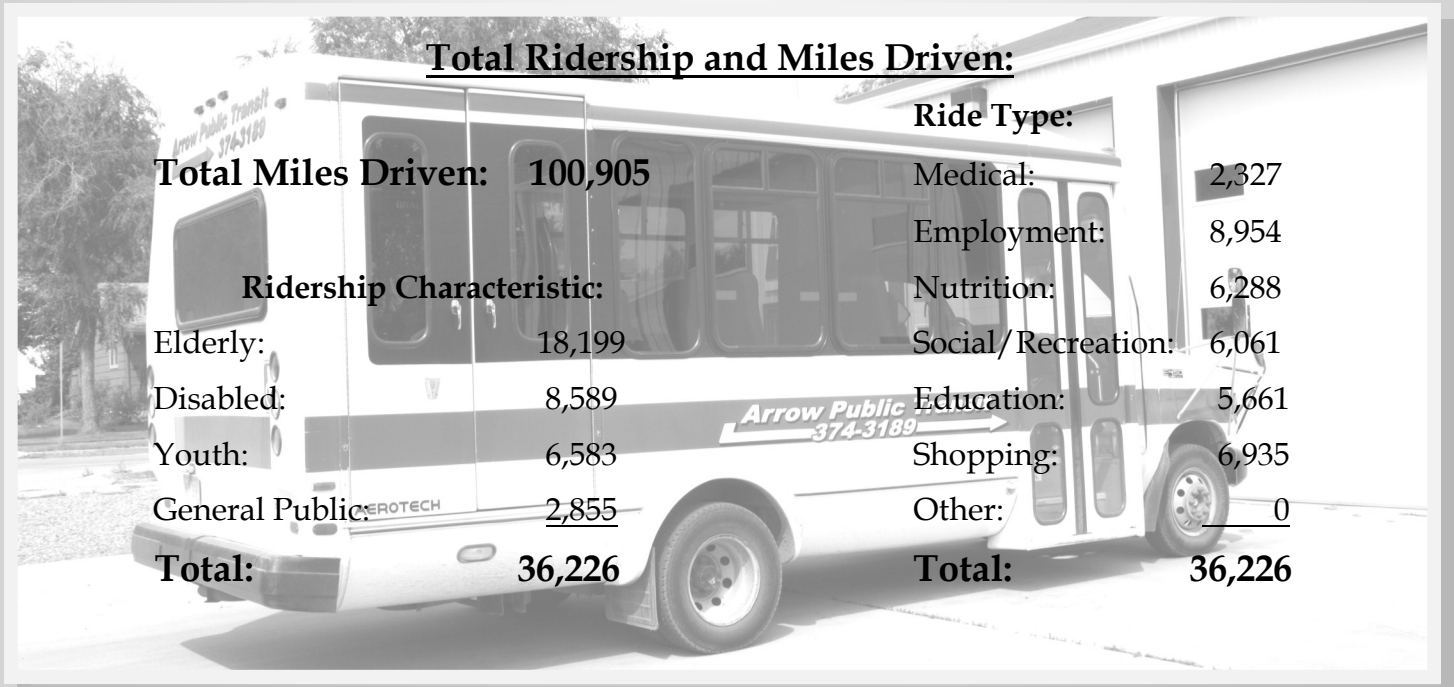
Total Cost per Mile: \$1.89 State and Federal Cost per Mile: \$1.07

****Local Funds represent 43.39% of Total Funds.**

Rider Fares and Bus Donations = \$84,604.28

Arrow Transit - Lemmon, South Dakota

Director: David Peterson



Total Ridership and Miles Driven:

Total Miles Driven: 100,905		Ride Type:	
Ridership Characteristic:		Medical:	2,327
Elderly:	18,199	Employment:	8,954
Disabled:	8,589	Nutrition:	6,288
Youth:	6,583	Social/ Recreation:	6,061
General Public:	2,855	Education:	5,661
Total:	36,226	Shopping:	6,935
		Other:	0
		Total:	36,226

Funding and Expenditures:

Section 5311 Funds:	\$130,191.13	Total Administration Costs*:	\$114,811.89
Title III-B Funds:	\$ 10,828.99	Total Operating Costs:	<u>\$151,744.79</u>
State Funds:	<u>\$ 29,951.00</u>	Total Expenditures:	\$266,556.68
Total State and Federal Funds:	\$170,970.13	*Includes vehicle insurance costs.	
Local Funds**:	<u>\$ 95,986.56</u>	Insurance Cost:	\$24,990.87
Total Funding:	\$266,956.68		

Total Cost per Ride:	\$7.37	State and Federal Cost per Ride:	\$4.72
Total Cost per Mile:	\$2.65	State and Federal Cost per Mile:	\$1.69

****Local Funds represent 35.96% of Total Funds.**

Rider Fares and Bus Donations = \$ 39,520.11

Brandon City Transit - Brandon, South Dakota

Director: Scott Finck

Total Ridership and Miles Driven:

Total Miles Driven:	19,984	Ride Type:	
		Medical:	586
		Employment:	752
Ridership Characteristic:		Nutrition:	91
Elderly:	2,811	Social/ Recreation:	1,411
Disabled:	876	Education:	7,238
Youth:	7,797	Shopping:	1,472
General Public:	107	Other:	41
Total:	11,591	Total:	11,591

Funding and Expenditures:

Section 5311 Funds:	\$ 58,603.41	Total Administration Costs*:	\$ 26,602.55
Title III-B Funds:	\$ 1,131.00	Total Operating Costs:	\$ 88,468.40
State Funds:	\$ 5,295.00	Total Expenditures:	\$ 115,070.95
Total State and Federal Funds:	\$ 65,029.11	*Includes vehicle insurance costs.	
Local Funds**:	\$ 50,041.54	Insurance Cost:	\$1,703.03
Total Funding:	\$115,070.65		

Total Cost per Ride:	\$9.93	State and Federal Cost per Ride:	\$5.61
Total Cost per Mile:	\$5.76	State and Federal Cost per Mile:	\$3.25

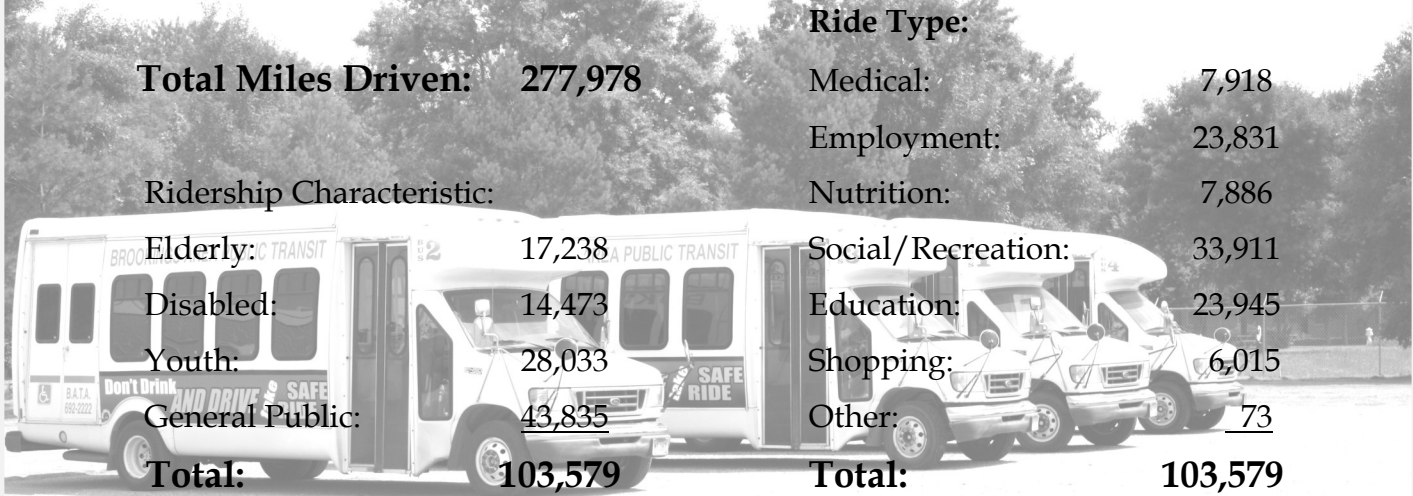
****Local Funds represent 43.49% of Total Funds.**

Rider Fares and Bus Donations = \$15,361.66

Brookings Area Transit Authority - Brookings, South Dakota

Director: Brenda Schweitzer

Total Ridership and Miles Driven:



Total Miles Driven:	277,978	Ride Type:	
		Medical:	7,918
		Employment:	23,831
Ridership Characteristic:		Nutrition:	7,886
Elderly:	17,238	Social/Recreation:	33,911
Disabled:	14,473	Education:	23,945
Youth:	28,033	Shopping:	6,015
General Public:	43,835	Other:	73
Total:	103,579	Total:	103,579

Funding and Expenditures:

Section 5311 Funds/JARC:	\$441,010.52	Total Administration Costs*:	\$290,089.94
Title III-B Funds:	\$ 9,585.00	Total Operating Costs:	<u>\$546,396.17</u>
State Funds:	<u>\$ 41,750.00</u>	Total Expenditures:	\$ 836,486.11
Total State and Federal Funds:	\$492,345.52	*Includes vehicle insurance costs.	
Local Funds**:	<u>\$344,140.59</u>	Insurance Cost:	\$23,697.66
Total Funding:	\$836,486.11		

Total Cost per Ride:	\$7.28	State and Federal Cost per Ride:	\$4.87
Total Cost per Mile:	\$2.71	State and Federal Cost per Mile:	\$1.81

****Local Funds represent 43.83% of Total Funds.**

Rider Fares and Bus Donations = \$112,442.74

Community Transit - Sisseton, South Dakota

Director: Carol Seurer

Total Ridership and Miles Driven:

Total Miles Driven:	239,163	Ride Type:	
		Medical:	9,424
		Employment:	4,651
Ridership Characteristic:		Nutrition:	21,110
Elderly:	44,935	Social/Recreation:	4,849
Disabled:	8,461	Education:	28,746
Youth:	28,452	Shopping:	16,201
General Public:	<u>9,889</u>	Other:	<u>6,756</u>
Total:	91,737	Total:	91,737

Funding and Expenditures:

Section 5311 Funds:	\$261,589.65	Total Administration Costs*:	\$172,838.30
Title III-B Funds:	\$ 33,041.00	Total Operating Costs:	<u>\$335,085.39</u>
State Funds:	<u>\$ 40,806.00</u>	Total Expenditures:	\$440,054.16
Total State and Federal Funds:	\$335,436.65	*Includes vehicle insurance costs.	
Local Funds**:	<u>\$104,617.51</u>	Insurance Cost:	\$32,452.52
Total Funding:	\$440,054.16		

Total Cost per Ride:	\$4.80	State and Federal Cost per Ride:	\$3.66
Total Cost per Mile:	\$1.84	State and Federal Cost per Mile:	\$1.40

****Local Funds represent 23.77% of Total Funds.**

Rider Fares and Bus Donations = \$94,483.97

Dell Rapids Transit - Dell Rapids, South Dakota

Director: Scott Finck

Total Ridership and Miles Driven:

Ride Type:

Total Miles Driven: 7,184

Medical: 331

Employment: 5

Ridership Characteristic:

Nutrition: 502

Elderly: 2,864

Social/Recreation: 385

Disabled: 64

Education: 1,920

Youth: 1,902

Shopping: 1,910

General Public: 253

Other: 30

Total: 5,083

Total: 5,083

Funding and Expenditures:

Section 5311 Funds:	\$20,384.01	Total Administration Costs*:	\$11,971.55
Title III-B Funds:	\$ 1,131.00	Total Operating Costs:	<u>\$26,511.59</u>
State Funds:	<u>\$ 4,786.00</u>	Total Expenditures:	\$38,483.14
Total State and Federal Funds:	\$26,301.01	*Includes vehicle insurance costs.	
Local Funds**:	<u>\$12,182.13</u>	Insurance Cost:	\$1,348
Total Funding:	\$38,483.14		

Total Cost per Ride: \$7.57 State and Federal Cost per Ride: \$5.17

Total Cost per Mile: \$5.36 State and Federal Cost per Mile: \$3.66

****Local Funds represent 31.66% of Total Funds.**

Rider Fares and Bus Donations = \$6,283.63

East Dakota Transit - Madison, South Dakota

Director: Scott Finck

Total Ridership and Miles Driven:

Total Miles Driven: 26,303

Ridership Characteristic:

Elderly: 2,068
 Disabled: 8,103
 Youth: 6,362
 General Public: 149
Total: 16,682

Ride Type:

Medical: 533
 Employment: 7,160
 Nutrition: 3
 Social/Recreation: 1,721
 Education: 6,892
 Shopping: 225
 Other: 148
Total: 16,682

Funding and Expenditures:

Section 5311 Funds:	\$ 69,453.80	Total Administration Costs*:	\$ 38,072.69
Title III-B Funds:	\$ 4,809.01	Total Operating Costs:	\$105,250.75
State Funds:	\$ 16,443.00	Total Expenditures:	\$143,323.44
Total State and Federal Funds:	\$ 90,705.81	*Includes vehicle insurance costs.	
Local Funds**:	\$ 52,617.63	Insurance Cost:	\$ 7,040.18
Total Funding:	\$143,323.44		

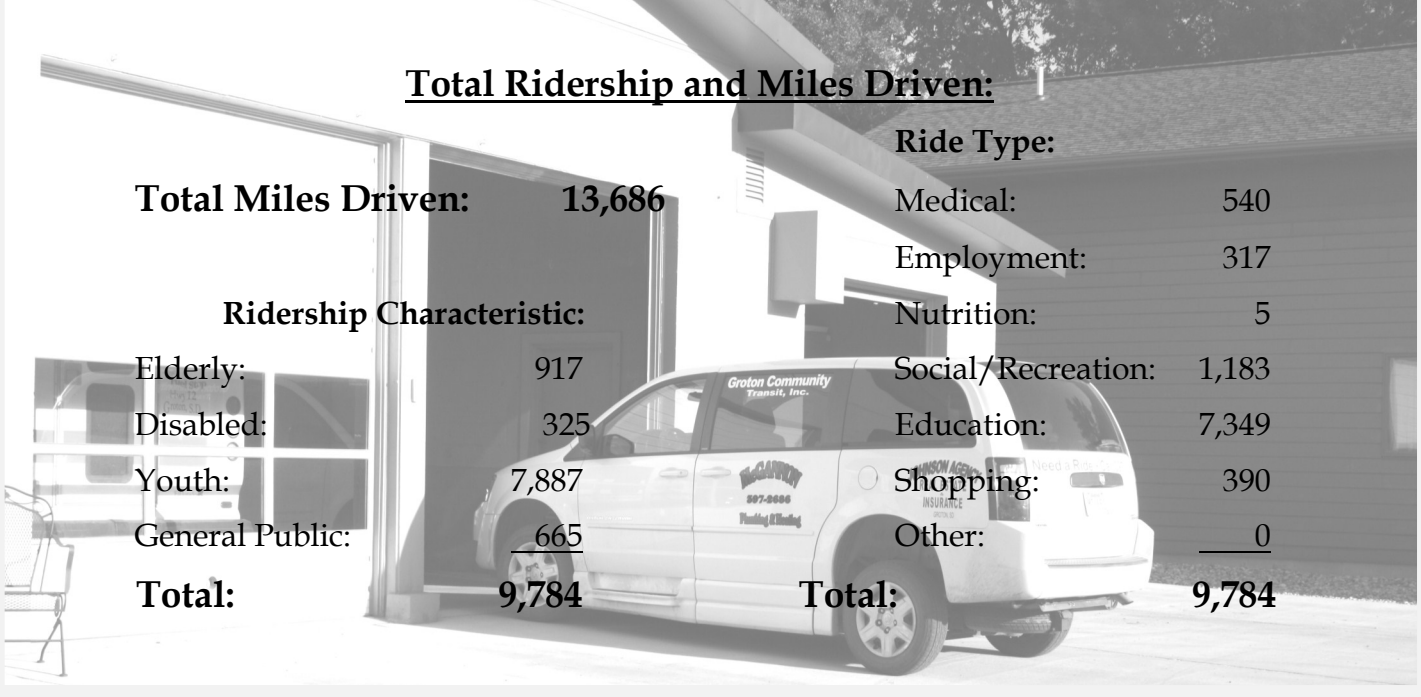
Total Cost per Ride:	\$8.59	State and Federal Cost per Ride:	\$5.44
Total Cost per Mile:	\$5.45	State and Federal Cost per Mile:	\$3.45

****Local Funds represent 36.71% of Total Funds.**

Rider Fares and Bus Donations = \$30,109.75

Groton Community Transit - Groton, South Dakota

Director: Arlis Doeden



Total Ridership and Miles Driven:

<p>Total Miles Driven: 13,686</p> <p>Ridership Characteristic:</p> <p>Elderly: 917</p> <p>Disabled: 325</p> <p>Youth: 7,887</p> <p>General Public: 665</p> <p>Total: 9,784</p>	<p>Ride Type:</p> <p>Medical: 540</p> <p>Employment: 317</p> <p>Nutrition: 5</p> <p>Social/Recreation: 1,183</p> <p>Education: 7,349</p> <p>Shopping: 390</p> <p>Other: 0</p> <p>Total: 9,784</p>
---	--

Funding and Expenditures:

Section 5311 Funds:	\$43,879.10	Total Administration Costs*:	\$46,654.20
Title III-B Funds:	\$ 523.00	Total Operating Costs:	<u>\$24,789.34</u>
State Funds:	<u>\$ 7,287.00</u>	Total Expenditures:	\$71,443.54
Total State and Federal Funds:	\$51,689.10	*Includes vehicle insurance costs.	
Local Funds**:	<u>\$19,754.44</u>	Insurance Cost:	\$5,414.00
Total Funding:	\$71,443.54		

Total Cost per Ride:	\$8.82	State and Federal Cost per Ride:	\$6.38
Total Cost per Mile:	\$5.64	State and Federal Cost per Mile:	\$4.08

****Local Funds represent 27.65% of Total Funds.**

Rider Fares and Bus Donations = \$5,304.98

Inter-Lakes Community Action Transit -Madison, South Dakota

Director: Scott Finck

Total Ridership and Miles Driven:

		Ride Type:	
Total Miles Driven:	12,674	Medical:	1,237
		Employment:	259
		Nutrition:	670
Ridership Characteristic:		Social/Recreation:	1,268
Elderly:	4,119	Education:	3,381
Disabled:	278	Shopping:	1,197
Youth:	3,381	Other:	86
General Public:	320	Total:	8,098
Total:	8,098		

Funding and Expenditures:

Section 5311 Funds:	\$49,270.78	Total Administration Costs*:	\$21,674.96
Title III-B Funds:	\$ 4,631.01	Total Operating Costs:	\$75,012.36
State Funds:	<u>\$ 8,655.00</u>	Total Expenditures:	\$96,687.32
Total State and Federal Funds:	\$62,556.79	*Includes vehicle insurance costs.	
Local Funds**:	<u>\$34,130.53</u>	Insurance Cost:	\$1,357.83
Total Funding:	\$96,687.32		

Total Cost per Ride:	\$9.88	State and Federal Cost per Ride:	\$6.39
Total Cost per Mile:	\$7.06	State and Federal Cost per Mile:	\$4.57

****Local Funds represent 35.30% of Total Funds.**

Rider Fares and Bus Donations = \$10,617.95

Palace Transit - Mitchell, South Dakota

Director: Jessica Pickett

Total Ridership and Miles Driven:

Total Miles Driven: 161,419

Ride Type:

Medical: 10,646

Employment: 21,453

Nutrition: 7,229

Social/Recreation: 16,046

Education: 28,762

Shopping: 1,921

Other: 388

Total: 86,445

Ridership Characteristic:


Elderly: 18,973

Disabled: 23,423

Youth: 36,269

General Public: 7,780

Total: 86,445



Funding and Expenditures:

Section 5311 Funds/JARC/NF: \$280,276.84 Total Administration Costs*: \$170,551.16

Title III-B Funds: \$ 19,697.00 Total Operating Costs: \$468,979.38

State Funds: \$ 60,431.00 **Total Expenditures: \$639,530.54**

Total State and Federal Funds: \$360,404.84 *Includes vehicle insurance costs.

Local Funds**: \$279,125.70 Insurance Cost: **\$16,397.00**

Total Funding: \$639,530.54

Total Cost per Ride: \$7.40 State and Federal Cost per Ride: \$4.17

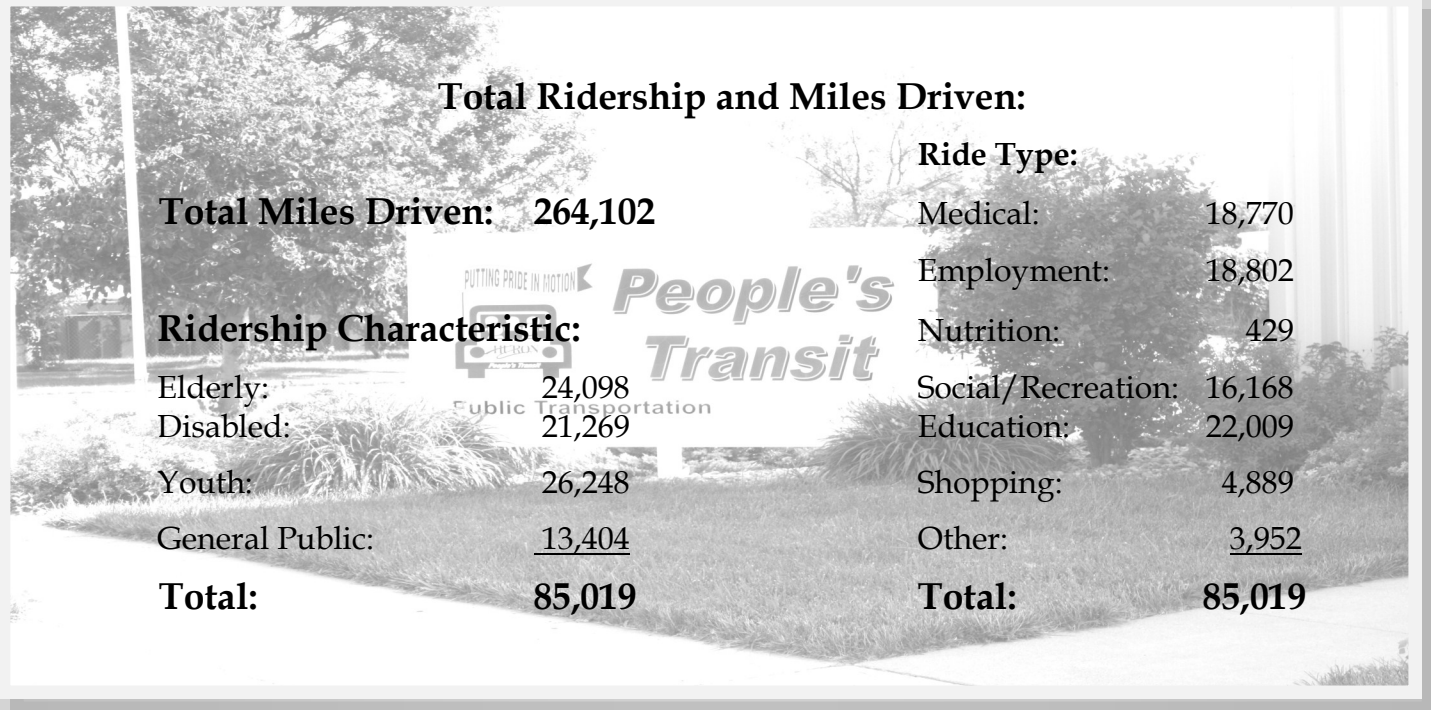
Total Cost per Mile: \$3.96 State and Federal Cost per Mile: \$2.23

****Local Funds represent 42.77% of Total Funds.**

Rider Fares and Bus Donations = \$46,369.00

People's Transit - Huron, South Dakota

Director: Ron Baumgart



Total Ridership and Miles Driven:

Total Miles Driven: 264,102

Ridership Characteristic:

Elderly: 24,098
 Disabled: 21,269
 Youth: 26,248
 General Public: 13,404
Total: 85,019

Ride Type:

Medical: 18,770
 Employment: 18,802
 Nutrition: 429
 Social/Recreation: 16,168
 Education: 22,009
 Shopping: 4,889
 Other: 3,952
Total: 85,019

Funding and Expenditures:

Section 5311 Funds/JARC/NF:	\$447,646.50	Total Administration Costs*:	\$245,841.47
Title III-B Funds:	\$ 19,096.00	Total Operating Costs:	<u>\$576,258.52</u>
State Funds:	<u>\$ 38,990.00</u>	Total Expenditures:	\$822,099.99
Total State and Federal Funds:	\$505,732.50	*Includes vehicle insurance costs.	
Local Funds**:	<u>\$316,367.49</u>	Insurance Cost:	\$26,000.00
Total Funding:	\$822,099.99		

Total Cost per Ride:	\$9.67	State and Federal Cost per Ride:	\$5.95
Total Cost per Mile:	\$3.11	State and Federal Cost per Mile:	\$1.91

****Local Funds represent 36.30% of Total Funds.**

Rider Fares and Bus Donations = \$82,162.00

Prairie Hills Transit - Spearfish, South Dakota

Director: Barb Cline

Total Ridership and Miles Driven:

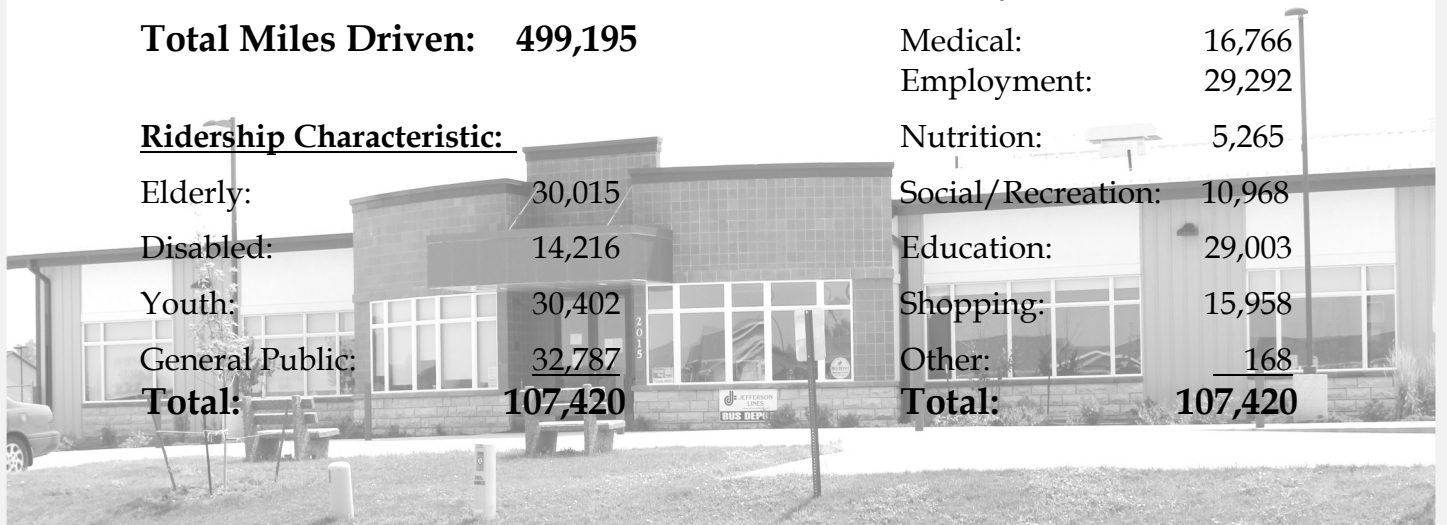
Total Miles Driven: 499,195

Ridership Characteristic:

Elderly: 30,015
 Disabled: 14,216
 Youth: 30,402
 General Public: 32,787
Total: 107,420

Ride Type:

Medical: 16,766
 Employment: 29,292
 Nutrition: 5,265
 Social/Recreation: 10,968
 Education: 29,003
 Shopping: 15,958
 Other: 168
Total: 107,420



Funding and Expenditures:

Section 5311 Funds/JARC/NF:	\$ 713,617.49	Total Administration Costs*:	\$ 481,528.07
Title III-B Funds	\$ 74,200.99	Total Operating Costs:	\$ 933,155.55
State Funds:	\$ 69,916.00	Total Expenditures:	\$1,414,683.62
Total State and Federal Funds:	\$ 857,734.48	*Includes vehicle insurance costs.	
Local Funds**:	\$ 556,949.14	Insurance Cost:	\$58,947.00
Total Funding:	\$1,414,683.62		

Total Cost per Ride:	\$11.62	State and Federal Cost per Ride:	\$7.98
Total Cost per Mile:	\$2.50	State and Federal Cost per Mile:	\$1.72

****Local Funds represent 39.37% of Total Funds.**

Rider Fares and Bus Donations = \$74,043.73

River Cities Public Transit - Pierre, South Dakota

Director: Ron Baumgart



Total Ridership and Miles Driven:

Total Miles Driven: 1,488,230		Ride Type:	
		Medical:	33,819
		Employment:	62,470
<u>Ridership Characteristic:</u>		Nutrition:	6,284
Elderly:	43,071	Social/Recreation:	84,079
Disabled:	46,141	Education:	85,109
Youth:	81,723	Shopping:	25,704
General Public:	<u>200,072</u>	Other:	<u>73,542</u>
Total:	371,007	Total:	371,007

Funding and Expenditures:

Section 5311 Funds/JARC/NF:	\$1,688,214.70	Total Administration Costs*:	\$1,005,452.03
Title III-B Funds:	\$ 51,869.00	Total Operating Costs:	<u>\$2,528,694.25</u>
State Funds:	<u>\$ 43,525.00</u>	Total Expenditures:	\$3,534,146.28
Total State and Federal Funds:	\$1,783,608.70	*Includes vehicle insurance costs.	
Local Funds**:	<u>\$1,750,537.58</u>	Insurance Cost:	\$118,608.68
Total Funding:	\$3,534,146.28		

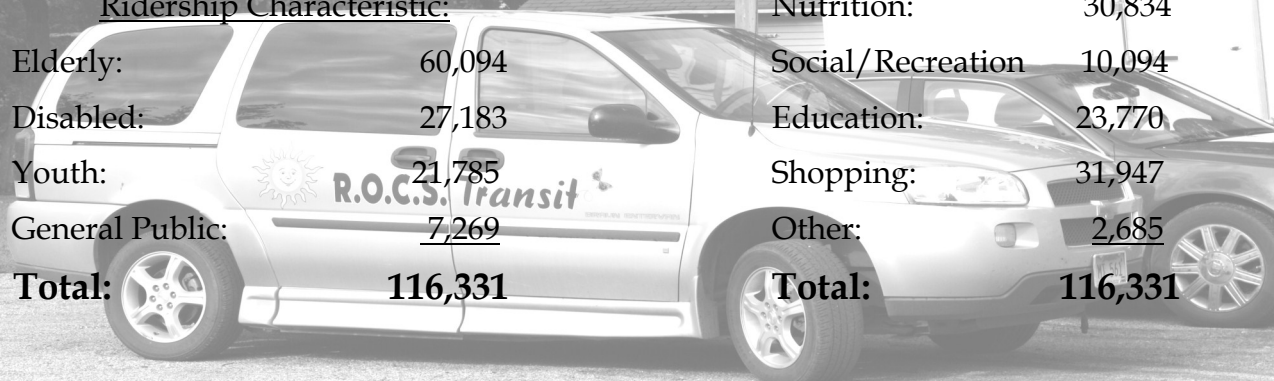
Total Cost per Ride:	\$ 9.78	State and Federal Cost per Ride:	\$ 4.93
Total Cost per Mile:	\$ 2.37	State and Federal Cost per Mile:	\$ 1.20

****Local Funds represent 49.53% of Total Funds.**

Rider Fares and Bus Donations = \$477,431.00

Rural Office of Community Services - Lake Andes, South Dakota

Director: Jackie Scott



Total Ridership and Miles Driven:

Total Miles Driven: 344,766		Ride Type:	
<u>Ridership Characteristic:</u>		Medical:	15,429
Elderly:	60,094	Employment:	1,572
Disabled:	27,183	Nutrition:	30,834
Youth:	21,785	Social/Recreation:	10,094
General Public:	7,269	Education:	23,770
		Shopping:	31,947
Total:	116,331	Other:	2,685
		Total:	116,331

Funding and Expenditures:

Section 5311 Funds:	\$ 502,258.91	Total Administration Costs*:	\$ 224,588.98
Title III-B Funds:	\$ 44,375.01	Total Operating Costs:	<u>\$ 918,636.81</u>
State Funds:	<u>\$ 67,234.00</u>	Total Expenditures:	\$1,143,225.79
Total State and Federal Funds:	\$ 613,867.92	*Includes vehicle insurance costs.	
Local Funds**:	<u>\$ 529,357.87</u>	Insurance Cost:	\$41,516.90
Total Funding:	\$1,143,225.79		

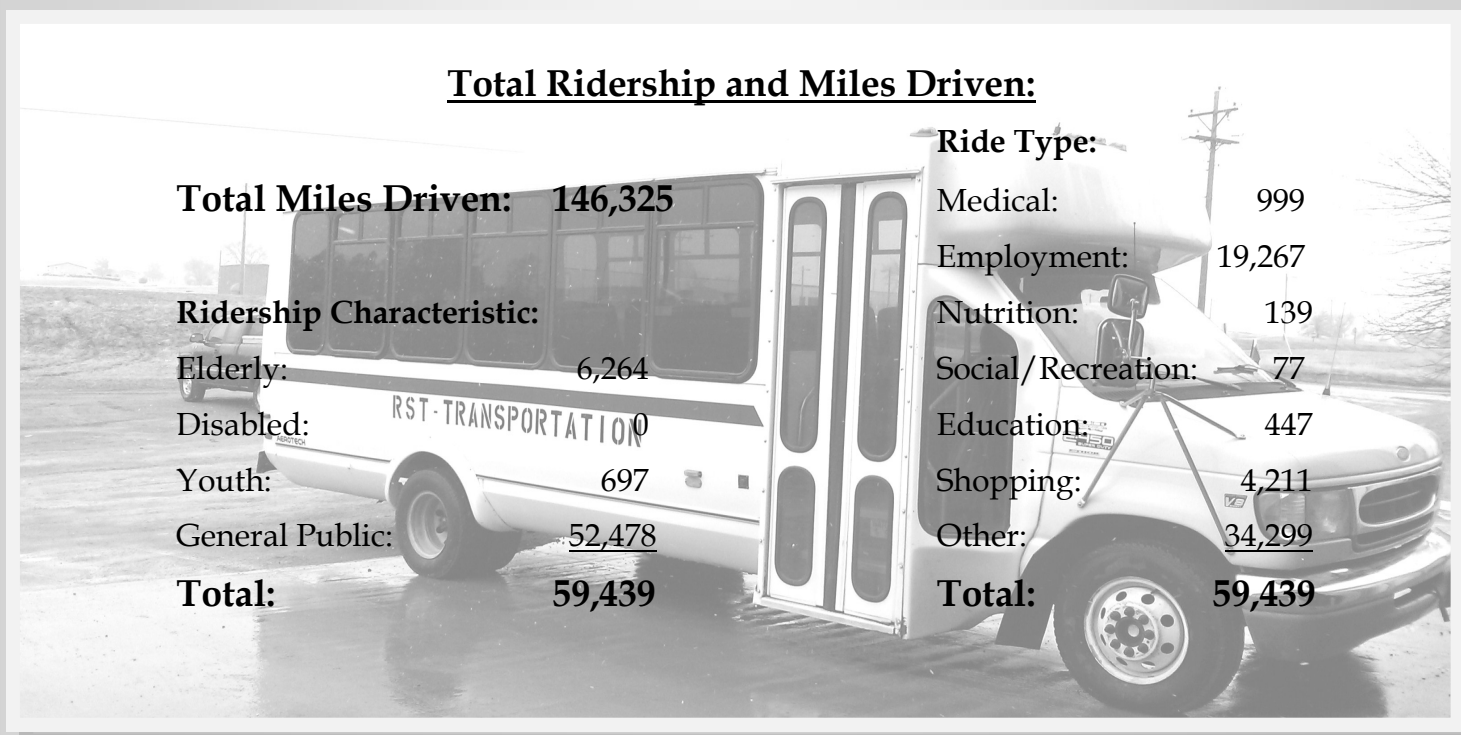
Total Cost per Ride:	\$9.83	State and Federal Cost per Ride:	\$5.28
Total Cost per Mile:	\$3.32	State and Federal Cost per Mile:	\$1.78

****Local Funds represent 46.30% of Total Funds.**

Rider Fares and Bus Donations = \$94,782.00

Rosebud Sioux Tribe Transportation-Rosebud, South Dakota

Director: LeRoy Sleeping Bear



Total Ridership and Miles Driven:

<p>Total Miles Driven: 146,325</p> <p>Ridership Characteristic:</p> <p>Elderly: 6,264</p> <p>Disabled: 697</p> <p>Youth: 697</p> <p>General Public: <u>52,478</u></p> <p>Total: 59,439</p>	<p>Ride Type:</p> <p>Medical: 999</p> <p>Employment: 19,267</p> <p>Nutrition: 139</p> <p>Social/Recreation: 77</p> <p>Education: 447</p> <p>Shopping: 4,211</p> <p>Other: <u>34,299</u></p> <p>Total: 59,439</p>
---	--

Funding and Expenditures:

Section 5311 Funds:	\$203,254.16	Total Administration Costs*: \$124,569.97
Title III-B Funds:	\$ 0	Total Operating Costs: <u>\$271,792.59</u>
State Funds:	<u>\$ 29,945.00</u>	Total Expenditures: \$396,362.56
Total State and Federal Funds:	\$233,199.16	*Includes vehicle insurance costs.
Local Funds**:	<u>\$163,163.40</u>	Insurance Cost: \$10,266.07
Total Funding:	\$396,362.56	

Total Cost per Ride:	\$6.67	State and Federal Cost per Ride: \$3.92
Total Cost per Mile:	\$2.71	State and Federal Cost per Mile: \$1.59

****Local Funds represent 41.17% of Total Funds.**

Rider Fares and Bus Donations = \$78,589.78

Sanborn County Transit - Woonsocket, South Dakota

Director: Jessica Pickett

<u>Total Ridership and Miles Driven:</u>			
Total Miles Driven:	5,514	Ride Type:	
		Medical:	86
		Employment:	0
Ridership Characteristic:	SANBORN COUNTY TRANSIT	Nutrition:	218
Elderly:	1,362	Social/Recreation:	257
Disabled:	0	Education:	0
Youth:	0	Shopping:	934
General Public:	133	Other:	0
Total:	1,495	Total:	1,495

Funding and Expenditures:

Section 5311 Funds:	\$17,210.33	Total Administration Costs*:	\$12,015.96
Title III-B Funds	\$ 1,852.00	Total Operating Costs:	<u>\$22,222.90</u>
State Funds:	<u>\$ 3,548.00</u>	Total Expenditures:	\$34,238.86
Total State and Federal Funds:	\$22,610.33	*Includes vehicle insurance costs.	
Local Funds**:	<u>\$11,628.53</u>	Insurance Cost:	\$1,283.97
Total Funding:	\$34,238.86		

Total Cost per Ride: \$22.90 State and Federal Cost per Ride: \$15.12

Total Cost per Mile: \$ 6.21 State and Federal Cost per Mile: \$ 4.10

****Local Funds represent 33.96% of Total Funds.**

Rider Fares and Bus Donations = \$1,336.00

Siouxland Regional Transit System - Sioux City, Iowa

Director: Terry Brewer

<u>Total Ridership and Miles Driven:</u>			
Total Miles Driven:		11,683	
Ridership Characteristic:			
Elderly:		745	
Disabled:		36	
Youth:		0	
General Public:		122	
Total:		903	
Ride Type:			
Medical:			864
Employment:			0
Nutrition:			5
Social/Recreation:			0
Education:			0
Shopping:			9
Other:			25
Total:		903	903

Funding and Expenditures:

Section 5311 Funds:	\$26,669.64	Total Administration Costs*:	\$ 8,757.75
Title III-B Funds:	\$ 0	Total Operating Costs:	<u>\$29,802.35</u>
State Funds:	<u>\$ 6,120.00</u>	Total Expenditures:	\$38,560.10
Total State and Federal Funds:	\$32,789.64	*Includes vehicle insurance costs.	
Local Funds**:	<u>\$ 5,770.46</u>	Insurance Cost:	\$15,998.68
Total Funding:	\$38,560.10		

Total Cost per Ride: \$42.70 State and Federal Cost per Ride: \$36.31

Total Cost per Mile: \$ 3.30 State and Federal Cost per Mile: \$ 2.81

****Local Funds represent 14.96% of Total Funds.**

Rider Fares and Bus Donations = \$5,135.00

Spink County Public Transit - Redfield, South Dakota

Director: Lisa Manning

<u>Total Ridership and Miles Driven:</u>			
		Ride Type:	
Total Miles Driven:	19,984	Medical:	1,221
		Employment:	1,917
Ridership Characteristic:		Nutrition:	2,408
Elderly:	7,146	Social/Recreation:	412
Disabled:	177	Education:	10,181
Youth:	9,858	Shopping:	2,419
General Public:	<u>2,166</u>	Other:	<u>789</u>
Total:	19,347	Total:	19,347

Funding and Expenditures:

Section 5311 Funds:	\$43,443.04	Total Administration Costs*:	\$26,546.18
Title III-B Funds	\$ 2,614.00	Total Operating Costs:	<u>\$57,562.09</u>
State Funds:	<u>\$ 7,933.00</u>	Total Expenditures:	\$84,108.27
Total State and Federal Funds:	\$53,990.04	*Includes vehicle insurance costs.	
Local Funds**:	<u>\$30,118.23</u>	Insurance Cost:	\$10,820.00
Total Funding:	\$84,108.27		

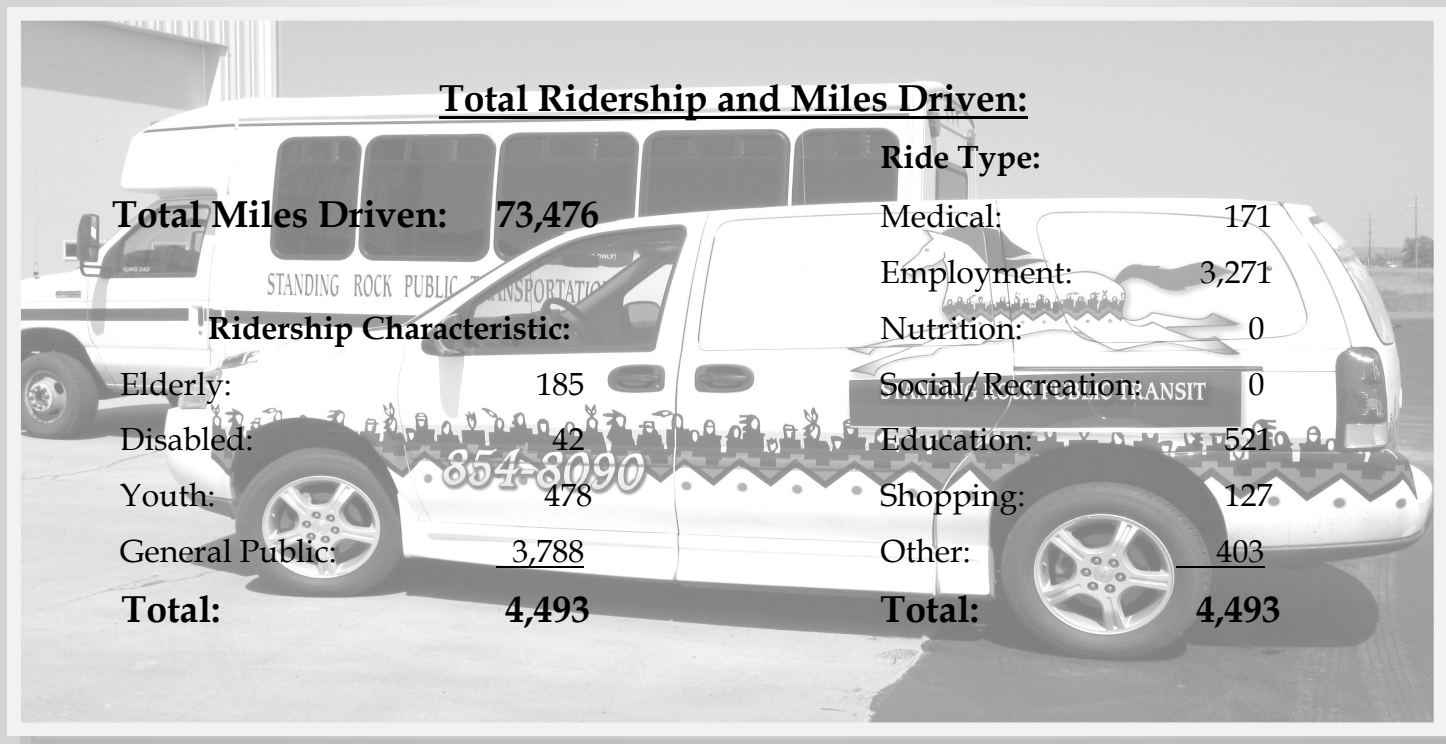
Total Cost per Ride:	\$4.35	State and Federal Cost per Ride:	\$2.79
Total Cost per Mile:	\$4.21	State and Federal Cost per Mile:	\$2.70

****Local Funds represent 35.81% of Total Funds.**

Rider Fares and Bus Donations = \$8,468.00

Standing Rock Transportation - Fort Yates, North Dakota

Director: Pamela Ternes



Total Ridership and Miles Driven:

Total Miles Driven: 73,476

Ridership Characteristic:

Elderly: 185
 Disabled: 42
 Youth: 478
 General Public: 3,788
Total: 4,493

Ride Type:

Medical: 171
 Employment: 3,271
 Nutrition: 0
 Social/Recreation: 0
 Education: 521
 Shopping: 127
 Other: 403
Total: 4,493

Funding and Expenditures:

Section 5311 Funds: \$ 98,469.28
 Title III-B Funds \$ 0
 State Funds: \$ 43,369.00
Total State and Federal Funds: \$141,838.28
 Local Funds**: \$ 31,491.72
Total Funding: \$173,330.00

Total Administration Costs*: \$ 72,659.00
 Total Operating Costs: \$100,671.00
Total Expenditures: \$173,330.00

*Includes vehicle insurance costs.

Insurance Cost: \$11,000.00

Total Cost per Ride: \$ 38.58
 Total Cost per Mile: \$ 2.36

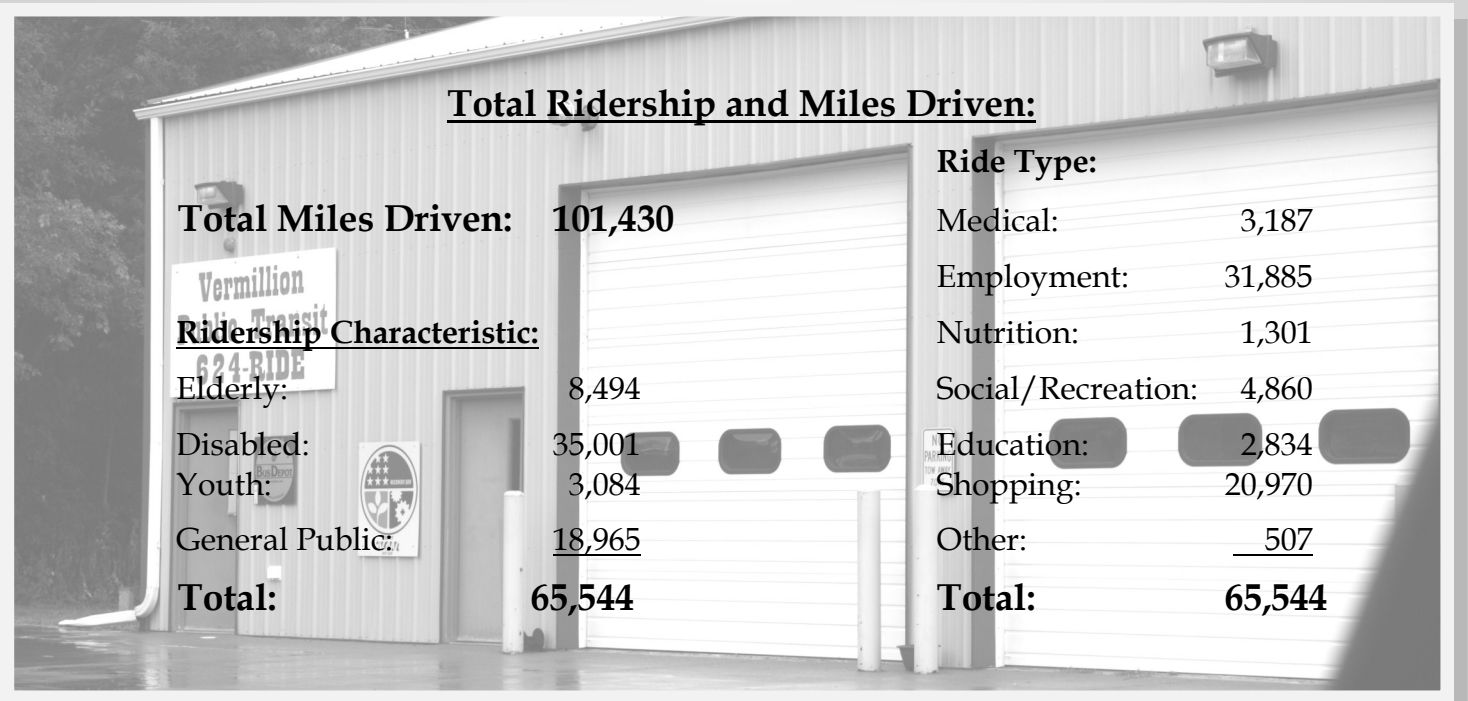
State and Federal Cost per Ride: \$31.57
 State and Federal Cost per Mile: \$ 1.93

****Local Funds represent 18.17% of Total Funds.**

Rider Fares and Bus Donations = \$26,689.00

Vermillion Public Transit - Vermillion, South Dakota

Director: Barb Ballensky



Total Ridership and Miles Driven:

Total Miles Driven: 101,430

Ridership Characteristic:

Elderly: 8,494

Disabled: 35,001

Youth: 3,084

General Public: 18,965

Total: 65,544

Ride Type:

Medical: 3,187

Employment: 31,885

Nutrition: 1,301

Social/Recreation: 4,860

Education: 2,834

Shopping: 20,970

Other: 507

Total: 65,544

Funding and Expenditures:

Section 5311 Funds:	\$175,000.01	Total Administration Costs*:	\$ 91,701.40
Title III-B Funds	\$ 16,660.01	Total Operating Costs:	<u>\$247,572.25</u>
State Funds:	<u>\$ 29,376.00</u>	Total Expenditures:	\$339,273.65
Total State and Federal Funds:	\$221,036.01	*Includes vehicle insurance costs.	
Local Funds**:	<u>\$118,237.63</u>	Insurance Cost:	\$ 13,257.75
Total Funding:	\$339,273.65		

Total Cost per Ride: \$5.18 State and Federal Cost per Ride: \$3.37

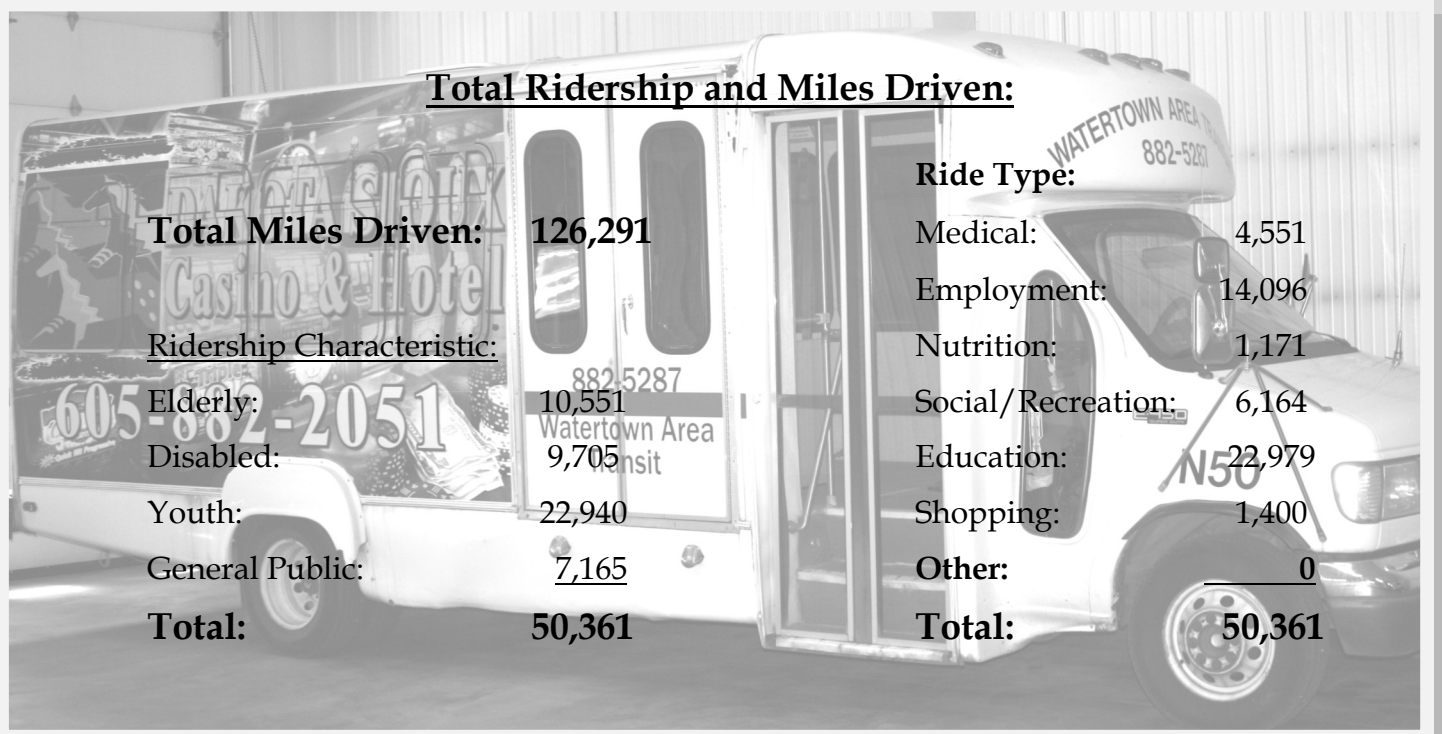
Total Cost per Mile: \$3.34 State and Federal Cost per Mile: \$2.18

****Local Funds represent 34.85% of Total Funds.**

Rider Fares and Bus Donations = \$27,518.13

Watertown Area Transit - Watertown, South Dakota

Director: Pam Kwasniewski



Total Ridership and Miles Driven:

Total Miles Driven: 126,291

Ridership Characteristic:

Elderly: 10,551

Disabled: 9,705

Youth: 22,940

General Public: 7,165

Total: 50,361

Ride Type:

Medical: 4,551

Employment: 14,096

Nutrition: 1,171

Social/Recreation: 6,164

Education: 22,979

Shopping: 1,400

Other: 0

Total: 50,361

Funding and Expenditures:

Section 5311 Funds:	\$198,823.99	Total Administration Costs*:	\$140,361.29
Title III-B Funds	\$ 11,017.01	Total Operating Costs:	\$249,840.81
State Funds:	\$ 17,459.00	Total Expenditures:	\$390,202.10
Total State and Federal Funds:	\$227,300.00	*Includes vehicle insurance costs.	
Local Funds**:	<u>\$162,902.10</u>	Insurance Cost:	\$16,892.85
Total Funding:	\$390,202.10		

Total Cost per Ride:	\$7.75	State and Federal Cost per Ride:	\$4.51
Total Cost per Mile:	\$3.09	State and Federal Cost per Mile:	\$1.80

****Local Funds represent 41.75% of Total Funds.**

Rider Fares and Bus Donations = \$66,905.81

Yankton Transit - Yankton, South Dakota

Director: Ron Baumgart

Total Ridership and Miles Driven:

Total Miles Driven: 202,658		Ride Type:	
<u>Ridership Characteristic:</u>		Medical:	20,292
Elderly:	29,673	Employment:	31,640
Disabled:	50,542	Nutrition:	11,598
Youth:	41,741	Social/Recreation:	17,505
General Public:	<u>4,770</u>	Education:	37,461
Total:	126,726	Shopping:	7,805
		Other:	<u>425</u>
		Total:	126,726

Funding and Expenditures:

Section 5311 Funds:	\$254,768.03	Total Administration Costs*:	\$136,589.05
Title III-B Funds	\$ 14,498.00	Total Operating Costs:	<u>\$388,851.62</u>
State Funds:	<u>\$ 61,202.00</u>	Total Expenditures:	\$525,440.67
Total State and Federal Funds:	\$330,468.03	*Includes vehicle insurance costs.	
Local Funds**:	<u>\$194,972.64</u>	Insurance Cost:	\$14,514.65
Total Funding:	\$525,440.67		

Total Cost per Ride:	\$4.15	State and Federal Cost per Ride:	\$2.61
Total Cost per Mile:	\$2.59	State and Federal Cost per Mile:	\$1.63

****Local Funds represent 37.11% of Total Funds.**

Rider Fares and Bus Donations = \$179,328.00

Other Transit Program Information

Rural Technical Assistance Program (RTAP)

RTAP provides a source of funding to assist in the design and implementation of training and technical assistance projects and other support services tailored to meet the needs of transit operators in rural areas. In FY 2013, South Dakota received \$110,485 in RTAP funds.

FTA Section 5303 Metropolitan Transit Planning Program

\$374,538 in Section 5303 funds were awarded to conduct transit planning studies in FY 2013. These funds have been consolidated with other Metropolitan Transit Funds and are administered through a separate program of SDDOT.

State Funds for Public Transportation in Urban Areas

\$75,000 in State Funds were granted to the transit organizations in Rapid City and Sioux Falls. These organizations are direct recipients of funding from the Federal Transit Administration. These State dollars help meet the local matching fund requirements of the Federal grants.

Drug and Alcohol Testing for Section 5311 Rural Public Transit Agencies

Federal laws required Section 5311 Rural Public Transportation operators to conduct drug and alcohol testing of safety-sensitive employees. Six types of testing are required: pre-employment, random selection, post accident, reasonable suspicion, return-to-duty after testing positive, and follow-up testing on persons who previously tested positive.

	# Drug / Alcohol Tests Conducted in 2013	Negative for Drugs / Alcohol	Positive for Drugs / Alcohol
Pre-Employment	161	160	1
Random Selection	187	186	1
Post Accident	9	9	0
Reasonable Suspicion	0	0	0
Return to Duty	0	0	0
Follow-Up	0	0	0

**South Dakota Department of Transportation
Division of Finance & Management
Office of Air, Rail and Transit
700 East Broadway Avenue
Pierre, South Dakota 57501-2586
Sallie.Collins@state.sd.us – 605/773-7038
Lisa.Donner@state.sd.us – 605/773-4169
Jeff.Rutz@state.sd.us – 605/773-8082**

210 Copies of this book were printed at \$1.58 per book.