

**State of South Dakota
Department of Transportation**

**Public and Specialized Transportation
Fiscal Year 2007**

Prepared by:
South Dakota Department of Transportation
Division of Finance & Management
Office of Local Transportation Programs
700 East Broadway Avenue
Pierre, South Dakota 57501-2586
Telephone: (605) 773-4169
(605) 773-7038
(605) 773-3574
Fax: (605) 773-4870
<http://www.sddot.com/fpa/transit>

Introduction

Welcome to the South Dakota Department of Transportation's Public and Special Transportation statistical report for Fiscal Year 2007.

This report is published annually and condenses the fiscal year administration and operational records for the 21 rural public transit systems in South Dakota. The report is published largely to provide information about the performance of the public transit programs for the fiscal year. The report is distributed and available to state and local officials, support agencies, boards of directors, and the general public.

Please send any questions or comments to:

**Melissa Hull or Jackie Mattheis
South Dakota Department of Transportation
Division of Finance & Management
Office of Local Transportation Programs
700 East Broadway Avenue
Pierre, South Dakota 57501-2586
Melissa.Hull@state.sd.us—605/773-7038
Jackie.Mattheis@state.sd.us—605/773-4169**



Table of Contents

Introduction	2
Executive Summary	4-5
Total Passenger and Trip Characteristics	6
Chapter 1 Fiscal Year 2007 Specialized Transportation Statistics	7
Chapter 2 Fiscal Year 2007 Section 5311—Administration and Operating Statistics	8
Rural Public Transit Systems Funding Breakdown	9
Rural Public Transportation System Data	10-30
Chapter 3 Other Fiscal Year 2007 Transit Program Statistics	31

Executive Summary

Approximately 52 organizations are currently providing some form of transit services covering approximately 70 percent of the geographic area within South Dakota. These transit organizations assist elderly citizens, citizens with disabilities, school age children and low income citizens gain access to needed medical, nutrition, education, employment, social and commercial services, particularly in the rural areas of South Dakota.

Transit providers range in size from those which provide daily fixed route/fixed schedule services, to senior citizen centers in rural small towns which provide demand-response services with schedules and destinations determined on a day-to-day basis.

The South Dakota Department of Transportation, Division of Finance & Management, Office of Local Transportation Programs, administers several programs through the United States Federal Transit Administration (FTA) which support public and specialized transportation service providers in South Dakota. These programs include:

- **Section 5303** provides urban transit planning assistance program funds transit planning activities in the metropolitan areas of South Dakota including Sioux Falls, Rapid City, and North Sioux City.
- **Section 5309** provides capital assistance for new and replacement buses and related equipment and facilities to public bodies and agencies including transit authorities, state and local public bodies and other political subdivisions of states, certain public corporations, boards and commissions established under state law.
- **Section 5310** provides capital grants to private nonprofit organizations to assist them in providing transportation services for elderly persons and/or persons with disabilities.

Section 5310 declares a national policy that elderly persons and persons with disabilities have the same right as other persons to utilize mass transportation services and facilities; that special efforts shall be made in the planning and design of mass transportation facilities and services to assure their availability to elderly persons and persons with disabilities; and that all Federal programs offering assistance in the field of mass transportation should contain provisions implementing this policy.

The goal of the Section 5310 program is to provide assistance in meeting the transportation needs of elderly persons and persons with disabilities where public transportation services are unavailable, insufficient, or inappropriate. The Section 5310 program is designed to supplement FTA's other capital assistance programs by funding transportation projects for elderly persons and persons with disabilities in all areas: urbanized, small urban, and rural. Although grant recipients are private nonprofit organizations usually with specific clientele; transportation services funded under this program may be open to other riders once the immediate transportation needs of the grant recipient's organization are satisfied.

- **Section 5311** provides capital, administration, and operating grants for public transportation service projects in non-urbanized areas (less than 50,000 population).

Section 5311 funds are available for capital, operating and project administration costs for rural public transportation projects in areas other than urbanized areas (50,000 population). Public transportation is defined to mean mass transportation by bus, rail, or other conveyance, either publicly or privately owned, which provides service to the general public on a regular and continuing basis. Public transportation services funded by Section 5311 may be designed to maximize usage by transportation-disadvantaged persons, provided that the general public is offered an equal opportunity to utilize the transportation services.

Capital expenses under Sections 5309 and 5311 programs include the acquisition, construction, and improvement of public transportation facilities and equipment needed for an efficient and coordinated public transportation system.

- **Section 5311(b)(3)** Rural Technical Assistance (RTAP) provides funds to support the training and technical assistance needs of rural transit operators and drivers.
- **Section 5316** (JARC or Job Access/Reverse Commute) Job Access grants are for the development of new transportation services for low income workers and/or closing gaps in existing service; Reverse Commute projects are meant to provide transportation to suburban jobs from other suburban, urban and rural locations but not necessarily just for low income households. Subgrantees are required to provide a 50% match for operating expenses and a 20% match for capital expenses.
- **Section 5317** (New Freedom Program) formula grants aim to provide additional tools to overcome barriers facing citizens with disabilities seeking to integrate into the workforce and fully participate in society. Lack of adequate transportation is a principal barrier to employment for citizens with disabilities. This program seeks to expand transportation mobility options available to persons with disabilities beyond the requirements of the Americans with Disabilities Act of 1990. Subgrantees are required to provide a 50% match for operating expense. New Freedom funds are not eligible for capital purchases.
- The South Dakota Public and Specialized Transportation Assistance Fund provides state dollars to help meet the local matching fund requirements of Federal transit program grantees.

The Office of Local Transportation Programs and the South Dakota Department of Social Services, Division of Adult Services and Aging work in close coordination in matters pertaining to transportation services for people who are elderly or have disabilities. Each year, the Division of Adult Services and Aging provides funds, which are dispersed through our office to offset transportation costs for some agencies. Transportation is considered a supportive function eligible through Title III-B. These funds are referred to as Title III-B funds throughout this book.

During Fiscal Year 2007, 359 vehicles funded by FTA Section 5309, FTA Section 5310, and FTA Section 5311, including a few non-FTA funded vehicles receiving FTA Section 5311 operating funds, provided rural public and special transportation services in South Dakota. These 359 vehicles traveled 3,994,800 miles and carried 1,792,264 passengers during Fiscal Year 2007.

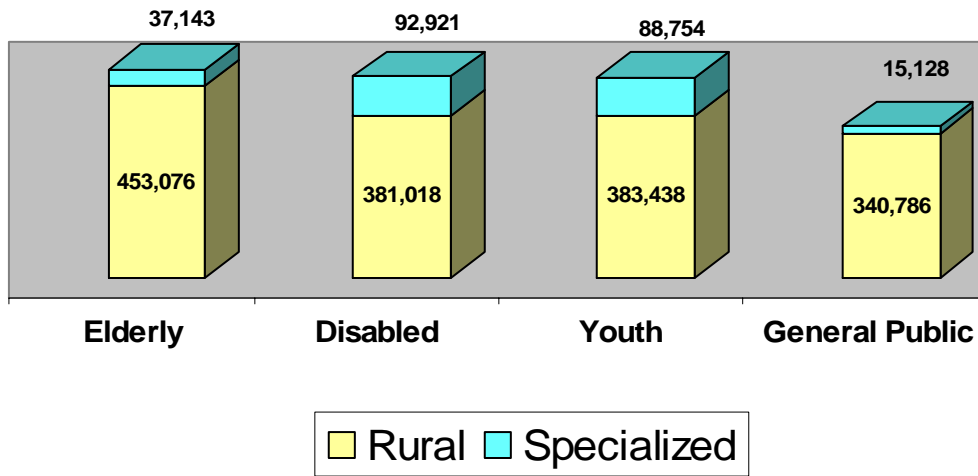
The transit systems operating in Sioux Falls and Rapid City receive FTA Section 5307 urban transit capital and operating funds directly from FTA. During Calendar Year 2007, Sioux Falls and Rapid City public transit vehicles traveled 1,729,999 miles and carried 1,258,831 passengers.

The Deadwood Trolley System provided 229,539 rides and traveled 175,000 miles during Fiscal Year 2007.

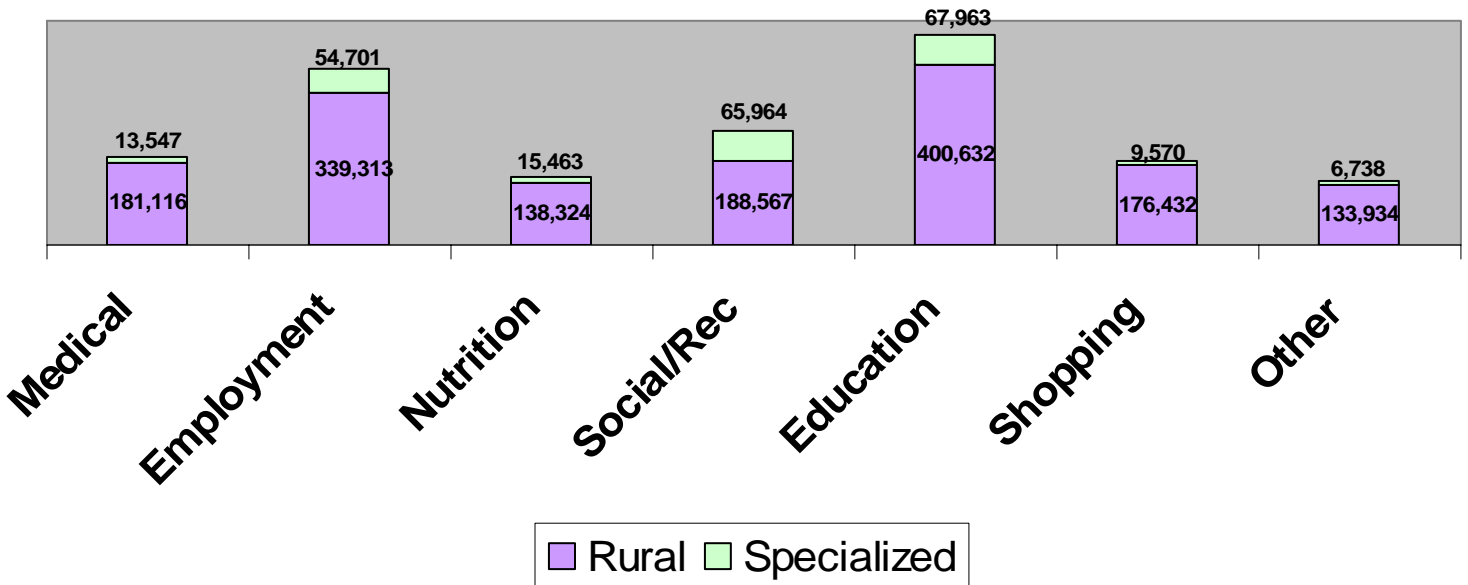
Public and special transportation service providers are a key element in the successful implementation of numerous state policy objectives. Among those is the effort to keep elderly citizens and citizens with disabilities in their own homes and communities—in an independent living status, instead of forcing them into the more costly nursing home environment or requiring them to migrate to large urban areas for needed services.

Rural Public and Specialized Transportation Passenger and Trip Characteristics FY 2007

FY 2007 Passenger Characteristic
Total Rides = 1,792,264



FY 2007 Trip Characteristics
Total Rides = 1,792,264

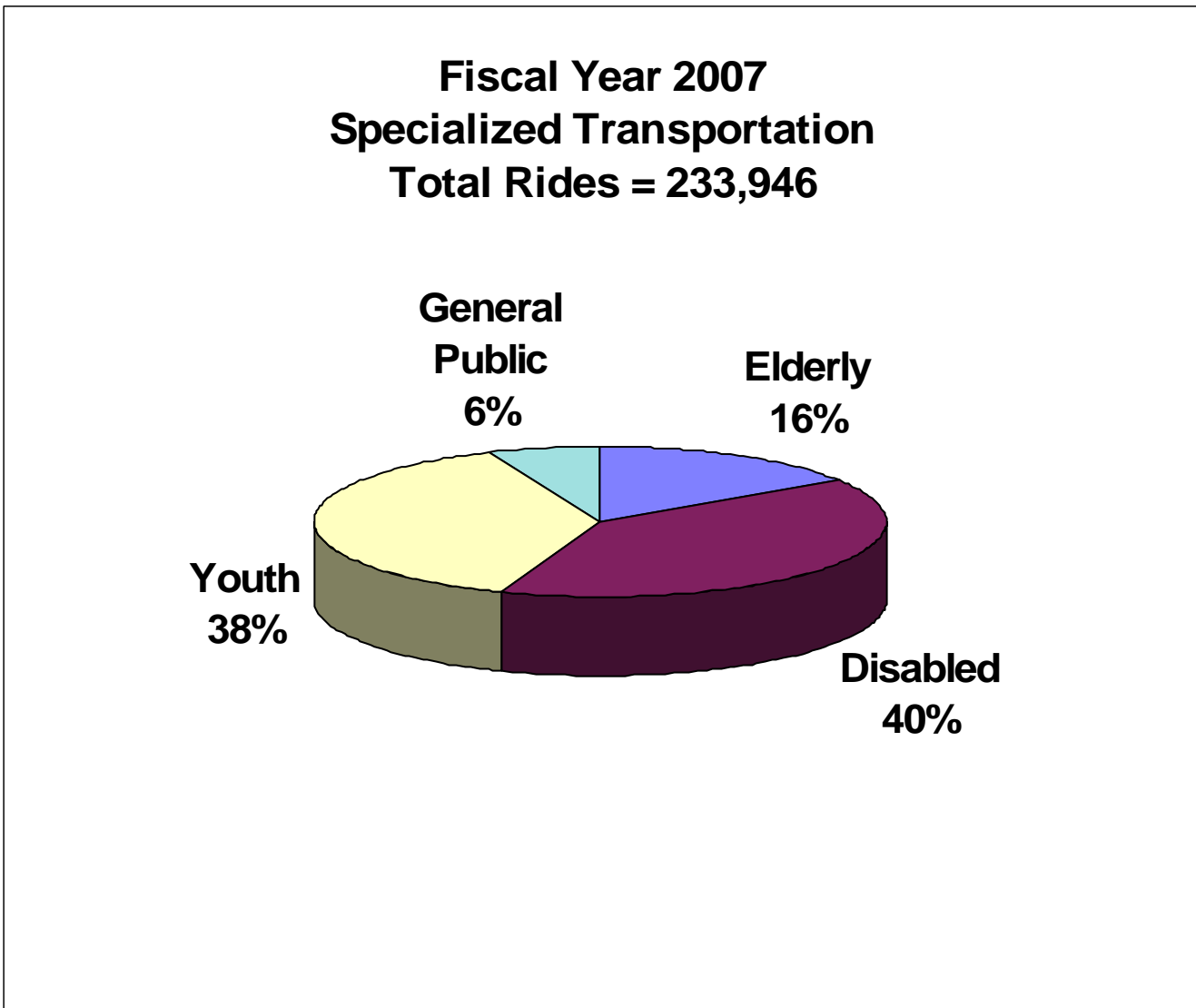


Chapter 1 Fiscal Year 2007 Specialized Transportation Statistics

During Fiscal Year 2007, 82 vehicles operating in South Dakota providing specialized transportation were funded under FTA Section 5309 and FTA Section 5310 programs.

These 82 vehicles traveled 591,127 miles and carried 233,946 passengers.

This graph indicates that citizens with disabilities were the major users of specialized transportation services in South Dakota during Fiscal Year 2007.



Chapter 2 Fiscal Year 2007 Administration and Operating Statistics

The goals of Section 5311 program are to:

- ◆ Enhance the access of people in non-urbanized areas to health care, shopping, education, employment, public service, and recreation
 - ◆ Assist in the maintenance, development, improvement, and use of public transportation systems in rural and small urban areas.
- ◆ Encourage and make possible the most efficient use of federal funds used to provide passenger transportation in non-urbanized areas through the coordination of programs and services.

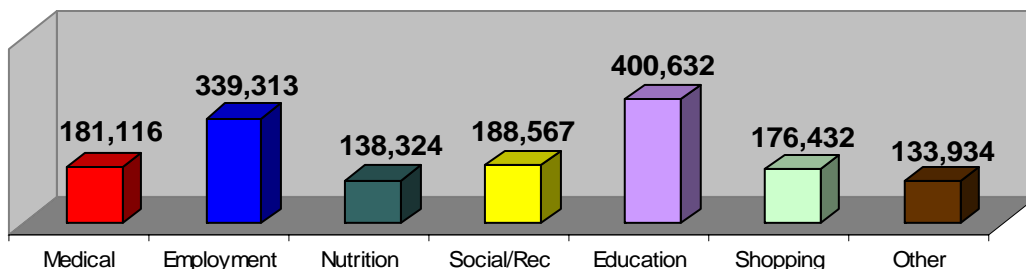
The Section 5311 program treats project administration expenses as a separate cost category from capital and operating expenses. Administration expenses are considered “non-operating”, and are funded at 82.82% Federal share.

Operating expenses are considered those costs directly related to system operation. Net operating expenses are those that remain after operating revenues are subtracted from eligible operating expenses. Operating expenses are funded at 51.76% Federal share of the net operating expenses.

Local funds for the 21 rural public transit agencies represent over \$3.53 million or 42.63% of total funds to keep the rural public transits operating.

During Fiscal Year 2007, 21 organizations provided rural public demand-response transportation services in South Dakota. These organizations operated 277 vehicles and contracted with one taxi cab company for a total expenditure of \$8,297,746.10. These vehicles traveled 3,403,673 miles and carried 1,558,318 passengers.

**Fiscal Year 2007
Rural Public Transportation
Total Rides = 1,558,318**



Funding Sources of Rural Public Transit Systems Fiscal Year 2007

Section 5311 Funds = \$3,777,673.23

Local Funds = \$3,536,394.87

State Funds = \$704,969.00

Title III-B Funds = \$278,709.00

Aberdeen Ride Line – Aberdeen, South Dakota

Director: Diana Daly

Aberdeen Ride Line serves Aberdeen and Brown County. Service is provided as requested in the county and smaller communities. Service is Monday through Friday, 7am to 7pm. Aberdeen Ride Line is a ticket agent and feeder service for the inter-city bus service Jefferson Lines. All totals include transit programs for Aberdeen and Groton. Aberdeen Ride Line has 26 vehicles in operation.

Total Ridership and Miles Driven:

		Ride Type:	
Total Miles Driven:	200,466	Medical:	15,017
		Employment:	28,345
		Nutrition:	1,062
		Social/Recreation:	7,866
		Education:	55,483
		Shopping:	7,408
		Other:	<u>2,964</u>
		Total:	118,145
Ridership Characteristic:			
Elderly:	25,232		
Disabled:	52,105		
Youth:	26,165		
General Public:	<u>14,643</u>		
Total:	118,145		

Funding and Expenditures:

Section 5311 Funds:	\$191,624.45	Total Administration Costs*:	\$137,458.13
Title III-B Funds:	\$ 15,723.00	Total Operating Costs:	<u>\$326,629.32</u>
State Funds:	<u>\$ 52,979.00</u>	Total Expenditures:	\$464,087.45
Total State and Federal Funds:	\$260,326.45	*Includes vehicle insurance costs.	
Local Funds**:	<u>\$203,761.00</u>	Insurance Cost:	\$17,531.00
Total Funding:	\$464,087.45	Insurance / Vehicle:	\$674.27

****Local Funds represent 43.91% of Total Funds.**

Rider Fares and Bus Donations = \$52,374.28

Total Cost per Ride:	\$3.93	State and Federal Cost per Ride:	\$2.20
Total Cost per Mile:	\$2.32	State and Federal Cost per Mile:	\$1.30

Arrow Transit - Lemmon, South Dakota

Director: Christina Block

Arrow Transit serves Bison, Faith and Lemmon. Lemmon service is Monday through Friday from 7:30am to 5:15pm, and Sunday from 8:00am to 1:00pm. Arrow Transit provides regular scheduled trips to Bismarck, Dickinson, and Hettinger, ND, and to Rapid City, SD. Faith service is on-call upon request Monday through Friday. Bison provides two trips a month to Lemmon, Hettinger or Bowman, ND, upon request for medical needs. Arrow Transit has 22 vehicles in operation.

Total Ridership and Miles Driven:

		Ride Type:	
Total Miles Driven:	148,075	Medical:	3,784
		Employment:	12,703
		Nutrition:	13,304
		Social/Recreation:	10,173
		Education:	8,462
		Shopping:	15,224
		Other:	<u>0</u>
		Total:	63,650
Ridership Characteristic:			
Elderly:	33,386		
Disabled:	16,689		
Youth:	9,599		
General Public:	<u>3,976</u>		
Total:	63,650		

Funding and Expenditures:

Section 5311 Funds:	\$ 98,082.02	Total Administration Costs*:	\$119,549.14
Title III-B Funds:	\$ 10,358.00	Total Operating Costs:	<u>\$154,660.86</u>
State Funds:	<u>\$ 30,937.00</u>	Total Expenditures:	\$274,210.00
Total State and Federal Funds:	\$139,377.02	*Includes vehicle insurance costs.	
Local Funds**:	<u>\$134,832.98</u>	Insurance Cost:	\$36,496.17
Total Funding:	\$274,210.00	Insurance / Vehicle:	\$ 1,658.92

****Local Funds represent 49.177% of Total Funds.**

Rider Fares and Bus Donations = \$34,165.11

Total Cost per Ride:	\$4.31	State and Federal Cost per Ride:	\$2.19
Total Cost per Mile:	\$1.85	State and Federal Cost per Mile:	\$0.94

Brandon City Transit - Brandon, South Dakota

Director: Jessica Pickett

Brandon City Transit serves the City of Brandon. Service is provided Monday through Friday 9:00am to 3:00pm and Sundays for church services.

Brandon City Transit has 1 vehicle in operation.

Total Ridership and Miles Driven:

		Ride Type:	
Total Miles Driven:	13,599	Medical:	453
		Employment:	188
		Nutrition:	0
Ridership Characteristic:		Social/Recreation:	707
Elderly:	2,721	Education:	5,039
Disabled:	216	Shopping:	1,367
Youth:	4,939	Other:	<u>684</u>
General Public:	<u>562</u>	Total:	8,438
Total:	8,438		

Funding and Expenditures:

Section 5311 Funds:	\$22,103.86	Total Administration Costs*:	\$ 9,471.98
Title III-B Funds:	\$ 1,082.00	Total Operating Costs:	<u>\$34,159.25</u>
State Funds:	<u>\$ 5,365.00</u>	Total Expenditures:	\$43,631.23
Total State and Federal Funds:	\$28,550.86	*Includes vehicle insurance costs.	
Local Funds**:	<u>\$15,080.37</u>	Insurance Cost:	\$963.98
Total Funding:	\$43,631.23	Insurance / Vehicle:	\$963.98

****Local Funds represent 34.56% of Total Funds.**

Rider Fares and Bus Donations = \$5,239.06

Total Cost per Ride:	\$5.17	State and Federal Cost per Ride:	\$3.38
Total Cost per Mile:	\$3.21	State and Federal Cost per Mile:	\$2.10

Brookings Area Transit Authority - Brookings, South Dakota

Director: Brenda Schweitzer

Brookings Area Transit Authority serves Brookings and Brookings County. Service in Brookings is Monday through Saturday from 6:30am to 10:00pm and Sundays from 7:30am to 6:00pm. Same day or advance reservation service required in Brookings. Service in Brookings County area communities upon request. Service available to Watertown and Sioux Falls with arrangements made through the office. Brookings Area Transit Authority is a Medicaid Provider. Brookings has 16 vehicles in operation.

Total Ridership and Miles Driven:

		Ride Type:	
Total Miles Driven:	164,958	Medical:	4,898
		Employment:	18,037
		Nutrition:	2,602
Ridership Characteristic:		Social/Recreation:	37,446
Elderly:	8,515	Education:	23,296
Disabled:	22,041	Shopping:	6,578
Youth:	47,277	Other:	<u>0</u>
General Public:	<u>15,024</u>	Total:	92,857
Total:	92,857		

Funding and Expenditures:

Section 5311 Funds:	\$301,624.61	Total Administration Costs*:	\$177,230.34
Title III-B Funds:	\$ 9,168.00	Total Operating Costs:	<u>\$382,721.43</u>
State Funds:	<u>\$ 37,628.00</u>	Total Expenditures:	\$559,951.77
Total State and Federal Funds:	\$348,420.61	*Includes vehicle insurance costs.	
Local Funds**:	<u>\$211,531.16</u>	Insurance Cost:	\$21,794.67
Total Funding:	\$559,951.77	Insurance / Vehicle:	\$1,556,76

****Local Funds represent 37.78% of Total Funds.**

Rider Fares and Bus Donations = \$73,519.40

Total Cost per Ride:	\$6.03	State and Federal Cost per Ride:	\$3.75
Total Cost per Mile:	\$3.39	State and Federal Cost per Mile:	\$2.11

Community Transit - Sisseton, South Dakota

Director: Carol Seurer

Community Transit serves Milbank, Lennox, Sisseton, Webster, Eureka, Bowdle and Britton daily. Service in Marshall, Day, Roberts, Edmunds, Campbell, and McPherson counties is provided upon request. Community Transit has 13 vehicles in operation.

Total Ridership and Miles Driven:

		Ride Type:	
Total Miles Driven:	166,058	Medical:	9,680
		Employment:	1,757
		Nutrition:	26,563
		Social/Recreation:	3,774
		Education:	18,676
		Shopping:	23,158
		Other:	<u>4,884</u>
		Total:	88,492
Ridership Characteristic:			
Elderly:	60,771		
Disabled:	2,802		
Youth:	18,472		
General Public:	<u>6,447</u>		
Total:	88,492		

Funding and Expenditures:

Section 5311 Funds:	\$187,668.81	Total Administration Costs*:	\$131,418.37
Title III-B Funds:	\$ 31,603.00	Total Operating Costs:	<u>\$220,044.39</u>
State Funds:	<u>\$ 33,306.00</u>	Total Expenditures:	\$351,462.76
Total State and Federal Funds:	\$252,577.81	*Includes vehicle insurance costs.	
Local Funds**:	<u>\$ 98,884.95</u>	Insurance Cost:	\$44,447.00
Total Funding:	\$351,462.76	Insurance / Vehicle:	\$ 3,419.00

****Local Funds represent 28.14% of Total Funds.**

Rider Fares and Bus Donations = \$48,241.42

Total Cost per Ride:	\$3.97	State and Federal Cost per Ride:	\$2.85
Total Cost per Mile:	\$2.12	State and Federal Cost per Mile:	\$1.52

Dell Rapids Transit - Dell Rapids, South Dakota

Director: Jessica Pickett

Dell Rapids Transit serves the City of Dell Rapids. Service is provided Tuesday through Thursday from 9:00am to 3:30pm. Dell Rapids Transit has 1 vehicle in operation.

Total Ridership and Miles Driven:

		Ride Type:	
Total Miles Driven:	5,906	Medical:	260
		Employment:	0
		Nutrition:	28
		Social/Recreation:	180
		Education:	868
		Shopping:	1,146
		Other:	<u>107</u>
		Total:	2,589
Ridership Characteristic:			
Elderly:	1,650		
Disabled:	5		
Youth:	852		
General Public:	<u>82</u>		
Total:	2,589		

Funding and Expenditures:

Section 5311 Funds:	\$11,391.91	Total Administration Costs*:	\$ 7,519.99
Title III-B Funds:	\$ 1,082.00	Total Operating Costs:	<u>\$13,086.78</u>
State Funds:	<u>\$ 2,979.00</u>	Total Expenditures:	\$20,606.77
Total State and Federal Funds:	\$15,452.91	*Includes vehicle insurance costs.	
Local Funds**:	<u>\$ 5,153.86</u>	Insurance Cost:	\$607.99
Total Funding:	\$20,606.77	Insurance / Vehicle:	\$607.99

****Local Funds represent 25.01% of Total Funds.**

Rider Fares and Bus Donations = \$2,425.50

Total Cost per Ride:	\$7.96	State and Federal Cost per Ride:	\$5.59
Total Cost per Mile:	\$3.49	State and Federal Cost per Mile:	\$2.45

East Dakota Transit - Madison, South Dakota

Director: Jessica Pickett

East Dakota transit serves Madison and Lake County. Service in Madison is provided during the school year, Monday through Friday from 7:30am to 4:30pm and during the summer from 8:00am to 4:30pm; and as needed in the county and smaller communities. Services is provided on Sundays for church services. East Dakota Transit has 3 vehicles in operation.

Total Ridership and Miles Driven:

		Ride Type:	
Total Miles Driven:	28,571	Medical:	1,713
		Employment:	8,223
		Nutrition:	133
		Social/Recreation:	919
		Education:	6,003
		Shopping:	662
		Other:	<u>1,388</u>
		Total:	19,041
Ridership Characteristic:			
Elderly:	2,735		
Disabled:	9,645		
Youth:	5,491		
General Public:	<u>1,170</u>		
Total:	19,041		

Funding and Expenditures:

Section 5311 Funds:	\$56,120.56	Total Administration Costs*:	\$28,313.19
Title III-B Funds:	\$ 4,600.00	Total Operating Costs:	<u>\$84,963.59</u>
State Funds:	<u>\$ 8,961.00</u>	Total Expenditures:	\$113,276.78
Total State and Federal Funds:	\$ 69,681.56	*Includes vehicle insurance costs.	
Local Funds**:	<u>\$ 43,595.22</u>	Insurance Cost:	\$8,810.60
Total Funding:	\$113,276.78	Insurance / Vehicle:	\$2,936.87

****Local Funds represent 38.49% of Total Funds.**

Rider Fares and Bus Donations = \$23,462.27

Total Cost per Ride:	\$5.95	State and Federal Cost per Ride:	\$3.66
Total Cost per Mile:	\$3.96	State and Federal Cost per Mile:	\$2.44

Inter-Lakes Community Action Transit - Madison, South Dakota

Director: Jessica Pickett

Inter-Lakes Community Action Transit serves Deuel, Miner and Moody counties and communities. Service is provided upon request with regular Monday through Friday service in Flandreau and Clear Lake. Regular service in Howard, Tuesday through Friday and two Mondays a month. Inter-Lakes Community Action Transit has 3 vehicles in operation.

Total Ridership and Miles Driven:

		Ride Type:	
Total Miles Driven:	22,418	Medical:	2,417
		Employment:	300
		Nutrition:	976
		Social/Recreation:	2,621
		Education:	3,116
		Shopping:	3,364
		Other:	<u>1,596</u>
		Total:	14,390
Ridership Characteristic:			
Elderly:	9,946		
Disabled:	1,114		
Youth:	3,074		
General Public:	<u>256</u>		
Total:	14,390		

Funding and Expenditures:

Section 5311 Funds:	\$48,596.05	Total Administration Costs*:	\$20,970.74
Title III-B Funds:	\$ 4,299.00	Total Operating Costs:	<u>\$74,404.37</u>
State Funds:	<u>\$ 8,655.00</u>	Total Expenditures:	\$95,375.11
Total State and Federal Funds:	\$61,550.05	*Includes vehicle insurance costs.	
Local Funds**:	<u>\$33,825.06</u>	Insurance Cost:	\$2,941.99
Total Funding:	\$95,375.11	Insurance / Vehicle:	\$980.67

****Local Funds represent 35.47% of Total Funds.**

Rider Fares and Bus Donations = \$8,384.92

Total Cost per Ride:	\$6.63	State and Federal Cost per Ride:	\$4.28
Total Cost per Mile:	\$4.25	State and Federal Cost per Mile:	\$2.75

Palace Transit - Mitchell, South Dakota

Director: Brenda Paradis

Palace Transit serves Mitchell and Davison County. Mitchell service is provided Monday through Thursday from 5:30am to 2:00am. Friday from 5:30am to 3:00am, Saturday 5:30am to 3:00am, Sunday 6:00am to 10:00pm. Service in the county and smaller communities is provided upon request. Palace Transit has 16 vehicles in operation.

Total Ridership and Miles Driven:

		Ride Type:	
Total Miles Driven:	214,957	Medical:	17,977
		Employment:	22,227
		Nutrition:	1,301
		Social/Recreation:	41,695
		Education:	30,830
		Shopping:	4,812
		Other:	<u>2,836</u>
		Total:	121,678
Ridership Characteristic:			
Elderly:	21,546		
Disabled:	32,875		
Youth:	31,650		
General Public:	<u>35,607</u>		
Total:	121,678		

Funding and Expenditures:

Section 5311 Funds:	\$289,016.97	Total Administration Costs*:	\$122,041.50
Title III-B Funds:	\$ 18,840.00	Total Operating Costs:	<u>\$471,231.19</u>
State Funds:	<u>\$ 68,706.00</u>	Total Expenditures:	\$593,272.69
Total State and Federal Funds:	\$376,562.97	*Includes vehicle insurance costs.	
Local Funds**:	<u>\$216,709.72</u>	Insurance Cost:	\$9,108.00
Total Funding:	\$593,272.69	Insurance / Vehicle:	\$569.25

****Local Funds represent 33.35% of Total Funds.**

Rider Fares and Bus Donations = \$85,531.44

Total Cost per Ride:	\$4.88	State and Federal Cost per Ride:	\$3.09
Total Cost per Mile:	\$2.76	State and Federal Cost per Mile:	\$1.75

People's Transit - Huron, South Dakota

Director: Sandy Mack

People's Transit serves Huron and Beadle County. Service in the county and smaller communities is provided upon request. Huron service is Monday through Friday from 7:00am to 7:00pm for scheduled appointments. People's Transit has 15 vehicles in operation.

Total Ridership and Miles Driven:

		Ride Type:	
Total Miles Driven:	157,470	Medical:	30,594
		Employment:	33,995
		Nutrition:	3,649
		Social/Recreation:	18,659
		Education:	32,080
		Shopping:	19,480
		Other:	<u>10,667</u>
		Total:	149,124
Ridership Characteristic:			
Elderly:	56,309		
Disabled:	43,443		
Youth:	32,437		
General Public:	<u>16,935</u>		
Total:	149,124		

Funding and Expenditures:

Section 5311 Funds:	\$232,516.06	Total Administration Costs*:	\$124,395.89
Title III-B Funds:	\$ 18,265.00	Total Operating Costs:	<u>\$340,431.05</u>
State Funds:	<u>\$ 46,001.00</u>	Total Expenditures:	\$464,826.94
Total State and Federal Funds:	\$296,782.06	*Includes vehicle insurance costs.	
Local Funds**:	<u>\$168,044.88</u>	Insurance Cost:	\$20,638
Total Funding:	\$464,826.94	Insurance / Vehicle:	\$1,375.87

****Local Funds represent 36.15% of Total Funds.**

Rider Fares and Bus Donations = \$48,504.18

Total Cost per Ride:	\$3.12	State and Federal Cost per Ride:	\$1.99
Total Cost per Mile:	\$2.95	State and Federal Cost per Mile:	\$1.88

River Cities Transit - Pierre, South Dakota

Director: Ron Baumgart

River Cities Transit provides 24-hour service in Pierre, Fort Pierre and the surrounding area. Also serving Gettysburg, Lower Brule, Blunt, Harrold, Vivian and Highmore. All totals include transit programs for Pierre, Lower Brule and Gettysburg. River Cities Transit is a ticket agent and feeder service for the inter-city bus service Jefferson Lines. River Cities Transit has 51 vehicles in operation.

Total Ridership and Miles Driven:

		Ride Type:	
Total Miles Driven:	831,899	Medical:	25,937
		Employment:	39,536
		Nutrition:	1,935
Ridership Characteristic:		Social/Recreation:	9,167
Elderly:	19,401	Education:	87,248
Disabled:	48,788	Shopping:	22,473
Youth:	75,353	Other:	<u>65,858</u>
General Public:	<u>108,612</u>	Total:	252,154
Total:	252,154		

Funding and Expenditures:

Section 5311 Funds:	\$ 995,700.59	Total Administration Costs*:	\$ 635,012.69
Title III-B Funds:	\$ 13,348.00	Total Operating Costs:	<u>\$1,551,216.72</u>
State Funds:	<u>\$ 91,327.00</u>	Total Expenditures:	\$2,186,229.41
Total State and Federal Funds:	\$1,100,375.59	*Includes vehicle insurance costs.	
Local Funds**:	<u>\$1,085,853.82</u>	Insurance Cost:	\$76,832.20
Total Funding:	\$2,186,229.41	Insurance / Vehicle:	\$1,506.52

****Local Funds represent 49.67% of Total Funds.**

Rider Fares and Bus Donations = \$272,370.00

Total Cost per Ride:	\$8.67	State and Federal Cost per Ride:	\$4.37
Total Cost per Mile:	\$2.63	State and Federal Cost per Mile:	\$1.33



ROCS Transit - Lake Andes, South Dakota

Director: Winnie Jo Jons

ROCS Transit serves the counties of Aurora, Bon Homme, Charles Mix, Douglas, Gregory, Hanson and Turner. Also serving cities of Beresford, Bridgewater, Canton, Hudson, Wessington Springs, Winner and Tripp. Regular trips to Mitchell, Yankton and Sioux Falls are available in most areas upon request. ROCS Transit has 36 vehicles in operation.

Total Ridership and Miles Driven:

		Ride Type:	
Total Miles Driven:	324,272	Medical:	14,372
		Employment:	21,983
		Nutrition:	64,681
		Social/Recreation:	8,945
		Education:	44,002
		Shopping:	14,846
		Other:	<u>5,393</u>
		Total:	174,222
Ridership Characteristic:			
Elderly:	100,239		
Disabled:	26,690		
Youth:	40,231		
General Public:	<u>7,062</u>		
Total:	174,222		

Funding and Expenditures:

Section 5311 Funds:	\$365,504.86	Total Administration Costs*:	\$174,620.54
Title III-B Funds:	\$ 34,757.00	Total Operating Costs:	<u>\$625,027.01</u>
State Funds:	<u>\$ 86,754.00</u>	Total Expenditures:	\$799,647.55
Total State and Federal Funds:	\$487,015.86	*Includes vehicle insurance costs.	
Local Funds**:	<u>\$312,631.69</u>	Insurance Cost:	\$32,190.00
Total Funding:	\$799,647.55	Insurance / Vehicle:	\$894.17

****Local Funds represent 39.10% of Total Funds.**

Rider Fares and Bus Donations = \$109,429.90

Total Cost per Ride:	\$4.59	State and Federal Cost per Ride:	\$2.80
Total Cost per Mile:	\$2.47	State and Federal Cost per Mile:	\$1.50

Rosebud Sioux Tribe Transportation - Rosebud, South Dakota

Director: LeRoy Sleeping Bear

Rosebud Sioux Tribe Transportation serves the Rosebud Indian Reservation and communities in Todd and Mellette Counties. Service is provided upon request with regular trips to Rapid City, Pierre, Sioux Falls, Yankton, and Valentine, Nebraska. Rosebud Sioux Tribe Transportation has 9 vehicles in operation.

Total Ridership and Miles Driven:

		Ride Type:	
Total Miles Driven:	200,924	Medical:	8,778
		Employment:	28,031
		Nutrition:	1,389
		Social/Recreation:	381
		Education:	402
		Shopping:	1,505
		Other:	<u>27,655</u>
		Total:	68,141
Ridership Characteristic:			
Elderly:	11,504		
Disabled:	549		
Youth:	402		
General Public:	<u>55,686</u>		
Total:	68,141		

Funding and Expenditures:

Section 5311 Funds:	\$ 95,769.00	Total Administration Costs*:	\$ 53,152.93
Title III-B Funds:	\$ 0	Total Operating Costs:	<u>\$182,506.17</u>
State Funds:	<u>\$ 37,403.00</u>	Total Expenditures:	\$235,659.10
Total State and Federal Funds:	\$133,172.00	*Includes vehicle insurance costs.	
Local Funds**:	<u>\$102,487.10</u>	Insurance Cost:	\$3,885.00
Total Funding:	\$235,659.10	Insurance / Vehicle:	\$431.67

****Local Funds represent 43.49% of Total Funds.**

Rider Fares and Bus Donations = \$42,529.92

Total Cost per Ride:	\$3.46	State and Federal Cost per Ride:	\$1.95
Total Cost per Mile:	\$1.17	State and Federal Cost per Mile:	\$0.66

Sanborn County Transit - Woonsocket, South Dakota

Director: Myrna Peterson

Sanborn County Transit serves Sanborn County. Service is provided upon request with regular trips to Wessington Springs, Mitchell and Huron. Sanborn County Transit has 2 vehicles in operation.

Total Ridership and Miles Driven:

		Ride Type:	
Total Miles Driven:	7,976	Medical:	368
		Employment:	14
		Nutrition:	442
		Social/Recreation:	191
		Education:	0
		Shopping:	2,119
		Other:	<u>7</u>
		Total:	3,141
		Ridership Characteristic:	
Elderly:	2,479		
Disabled:	0		
Youth:	10		
General Public:	<u>652</u>		
Total:	3,141		

Funding and Expenditures:

Section 5311 Funds:	\$18,905.48	Total Administration Costs*:	\$13,410.97
Title III-B Funds	\$ 1,772.00	Total Operating Costs:	<u>\$24,175.59</u>
State Funds:	<u>\$ 3,556.00</u>	Total Expenditures:	\$37,586.56
Total State and Federal Funds:	\$24,233.48	*Includes vehicle insurance costs.	
Local Funds**:	<u>\$13,353.08</u>	Insurance Cost:	\$1,911.39
Total Funding:	\$37,586.56	Insurance / Vehicle:	\$955.69

****Local Funds represent 35.53% of Total Funds.**

Rider Fares and Bus Donations = \$2,162.74

Total Cost per Ride:	\$11.97	State and Federal Cost per Ride:	\$7.72
Total Cost per Mile:	\$4.71	State and Federal Cost per Mile:	\$3.04

Siouxland Regional Transit System - Sioux City, Iowa

Director: Sandy Langel

Siouxland Regional Transit System serves southern Union County including Jefferson, Elk Point, North Sioux City, and Dakota Dunes upon request. Service is available Monday through Friday 9:00am through 5:00pm. Siouxland Regional Transit System has 1 vehicle in operation.

Total Ridership and Miles Driven:

		Ride Type:	
Total Miles Driven:	3,232	Medical:	1,105
		Employment:	132
		Nutrition:	11
		Social/Recreation:	26
		Education:	0
		Shopping:	100
		Other:	<u>7</u>
		Total:	1,381
		Ridership Characteristic:	
Elderly:	1,238		
Disabled:	68		
Youth:	0		
General Public:	<u>75</u>		
Total:	1,381		

Funding and Expenditures:

Section 5311 Funds:	\$34,920.22	Total Administration Costs*:	\$13,897.40
Title III-B Funds:	\$ 0	Total Operating Costs:	<u>\$62,528.72</u>
State Funds:	<u>\$ 6,120.00</u>	Total Expenditures:	\$76,426.12
Total State and Federal Funds:	\$41,040.22	*Includes vehicle insurance costs.	
Local Funds**:	<u>\$35,385.90</u>	Insurance Cost:	\$4,926.00
Total Funding:	\$76,426.12	Insurance / Vehicle:	\$4,926.00

****Local Funds represent 46.30% of Total Funds.**

Rider Fares and Bus Donations = \$10,500.00

Total Cost per Ride:	\$55.34	State and Federal Cost per Ride:	\$29.72
Total Cost per Mile:	\$23.65	State and Federal Cost per Mile:	\$12.70

Spink County Public Transit - Redfield, South Dakota

Director: Peggy L Morris

Spink County Public Transit serves Redfield and Spink County. Redfield service is provided Monday through Friday from 8:00am to 4:00pm with regular trips to Aberdeen and Watertown. Services in the county and smaller communities upon request. Courtesy rides to Redfield Area Concert Association concerts are free of charge. Redfield has 4 vehicles in operation.

Total Ridership and Miles Driven:

		Ride Type:	
Total Miles Driven:	23,132	Medical:	1,138
		Employment:	1,517
		Nutrition:	1,495
		Social/Recreation:	693
		Education:	6,383
		Shopping:	2,479
		Other:	<u>681</u>
		Total:	14,386
Ridership Characteristic:			
Elderly:	6,776		
Disabled:	185		
Youth:	6,370		
General Public:	<u>1,055</u>		
Total:	14,386		

Funding and Expenditures:

Section 5311 Funds:	\$42,843.10	Total Administration Costs*:	\$25,066.31
Title III-B Funds	\$ 2,500.00	Total Operating Costs:	<u>\$54,617.04</u>
State Funds:	<u>\$ 7,933.00</u>	Total Expenditures:	\$79,683.35
Total State and Federal Funds:	\$53,276.10	*Includes vehicle insurance costs.	
Local Funds**:	<u>\$26,407.25</u>	Insurance Cost:	\$8,928.74
Total Funding:	\$79,683.35	Insurance / Vehicle:	\$2,232.18

****Local Funds represent 33.14% of Total Funds.**

Rider Fares and Bus Donations = \$11,952.54

Total Cost per Ride:	\$5.54	State and Federal Cost per Ride:	\$3.70
Total Cost per Mile:	\$3.44	State and Federal Cost per Mile:	\$2.30

Standing Rock Public Transportation - Fort Yates, North Dakota

Director: Pamela Ternes

Standing Rock Public Transportation currently operates 8 daily one-way fixed routes. Communities in the service area include: Mobridge, Grand River Casino, Wakpala, Kenel, Little Eagle, Bullhead, Bear Soldier South and McLaughlin in South Dakota and Fort Yates, Porcupine, Selfridge, Prairie Knights Casino, Mandan and Bismarck in North Dakota. Standing Rock Public Transportation has 6 vehicles in operation with wheelchair lift accessibility. Demand Response Services are offered on Wednesdays from each community in the service area to Bismarck, North Dakota. Feeder services are coordinated each Monday and Thursday to and from Rapid City, Pierre, Onida, Gettysburg, Selby, Mobridge, and McLaughlin, South Dakota and Fort Yates and Bismarck, North Dakota as a result of a partnership with Jefferson Lines, River Cities Transit, Standing Rock Public Transportation and Bis-Man Transit/Rimrock coaches.

Total Ridership and Miles Driven:

		Ride Type:	
Total Miles Driven:	173,712	Medical:	281
		Employment:	5,447
		Nutrition:	0
		Social/Recreation:	0
		Education:	924
		Shopping:	34
		Other:	<u>0</u>
		Total:	6,686
Ridership Characteristic:			
Elderly:	844		
Disabled:	62		
Youth:	924		
General Public:	<u>4,856</u>		
Total:	6,686		

Funding and Expenditures:

Section 5311 Funds:	\$ 71,801.00	Total Administration Costs*:	\$ 45,912.00
Title III-B Funds	\$ 0	Total Operating Costs:	<u>\$121,807.00</u>
State Funds:	<u>\$ 23,010.00</u>	Total Expenditures:	\$167,719.00
Total State and Federal Funds:	\$ 94,811.00	*Includes vehicle insurance costs.	
Local Funds**:	<u>\$ 72,908.00</u>	Insurance Cost:	\$17,398.00
Total Funding:	\$167,719.00	Insurance / Vehicle:	\$17,398.00

****Local Funds represent 43.47% of Total Funds.**

Rider Fares and Bus Donations = \$20,412.00

Total Cost per Ride:	\$25.09	State and Federal Cost per Ride:	\$14.18
Total Cost per Mile:	\$0.97	State and Federal Cost per Mile:	\$0.55

Vermillion Public Transit - Vermillion, South Dakota

Director: Barb Ballensky

Vermillion Public Transit serves Vermillion, Burbank, Meckling and the surrounding area. Service is provided upon request. Vermillion Public Transit has 8 vehicles in operation.

Total Ridership and Miles Driven:

		Ride Type:	
Total Miles Driven:	78,947	Medical:	2,013
		Employment:	36,048
		Nutrition:	1,551
		Social/Recreation:	6,040
		Education:	2,878
		Shopping:	27,424
		Other:	<u>191</u>
		Total:	76,145
		Ridership Characteristic:	
Elderly:	17,993		
Disabled:	31,037		
Youth:	3,574		
General Public:	<u>23,541</u>		
Total:	76,145		

Funding and Expenditures:

Section 5311 Funds:	\$115,152.05	Total Administration Costs*:	\$ 40,846.45
Title III-B Funds	\$ 15,935.00	Total Operating Costs:	<u>\$195,986.23</u>
State Funds:	<u>\$ 23,376.00</u>	Total Expenditures:	\$236,832.68
Total State and Federal Funds:	\$154,463.05	*Includes vehicle insurance costs.	
Local Funds**:	<u>\$ 82,369.63</u>	Insurance Cost:	\$8,949.97
Total Funding:	\$236,832.68	Insurance / Vehicle:	\$894.99

****Local Funds represent 34.78% of Total Funds.**

Rider Fares and Bus Donations = \$19,245.84

Total Cost per Ride:	\$3.11	State and Federal Cost per Ride:	\$2.03
Total Cost per Mile:	\$3.00	State and Federal Cost per Mile:	\$1.96

Watertown Area Transit - Watertown, South Dakota

Director: Don Walder

Watertown Area Transit serves Watertown and Codington County. Watertown service hours are Monday through Friday from 6:00am to 6:30pm, and Saturday from 8:30am to 4:30pm. Service in the county and smaller communities is provided upon request.

Watertown Area Transit has 6 vehicles in operation.

Total Ridership and Miles Driven:

		Ride Type:	
Total Miles Driven:	73,010	Medical:	2,530
		Employment:	20,522
		Nutrition:	1,652
		Social/Recreation:	7,100
		Education:	5,597
		Shopping:	4,603
		Other:	<u>0</u>
		Total:	42,004
Ridership Characteristic:			
Elderly:	16,127		
Disabled:	13,747		
Youth:	5,417		
General Public:	<u>6,713</u>		
Total:	42,004		

Funding and Expenditures:

Section 5311 Funds:	\$104,931.61	Total Administration Costs*:	\$ 68,128.53
Title III-B Funds	\$ 10,538.00	Total Operating Costs:	<u>\$154,522.80</u>
State Funds:	<u>\$ 20,116.00</u>	Total Expenditures:	\$222,651.33
Total State and Federal Funds:	\$135,585.61	*Includes vehicle insurance costs.	
Local Funds**:	<u>\$ 87,065.72</u>	Insurance Cost:	\$20,721.00
Total Funding:	\$222,651.33	Insurance / Vehicle:	\$3,453.50

****Local Funds represent 39.10% of Total Funds.**

Rider Fares and Bus Donations = \$42,572.43

Total Cost per Ride:	\$5.30	State and Federal Cost per Ride:	\$3.23
Total Cost per Mile:	\$3.05	State and Federal Cost per Mile:	\$1.86

West River Transit Authority - Spearfish, South Dakota

Director: Barb Cline

West River Transit Authority administrative offices are located in Spearfish. Services are provided in Lawrence, Meade, Custer, Fall River, Butte Counties and in to Pennington County. Spearfish and Deadwood service is Monday through Sunday. Other service is scheduled Monday through Friday. West River Transit Authority has 26 vehicles in operation.

Total Ridership and Miles Driven:

Total Miles Driven:		Ride Type:	
	357,683	Medical:	16,872
		Employment:	28,341
		Nutrition:	8,303
		Social/Recreation:	17,039
		Education:	29,953
		Shopping:	11,757
		Other:	<u>4,969</u>
		Total:	117,234
Ridership Characteristic:			
Elderly:	36,639		
Disabled:	21,678		
Youth:	30,057		
General Public:	<u>28,860</u>		
Total:	117,234		

Funding and Expenditures:

Section 5311 Funds:	\$336,114.09	Total Administration Costs*:	\$255,269.16
Title III-B Funds	\$ 70,972.00	Total Operating Costs:	<u>\$639,865.36</u>
State Funds:	<u>\$ 70,283.00</u>	Total Expenditures:	\$895,134.52
Total State and Federal Funds:	\$477,369.09	*Includes vehicle insurance costs.	
Local Funds**:	<u>\$417,765.43</u>	Insurance Cost:	\$60,236.00
Total Funding:	\$895,134.52	Insurance / Vehicle:	\$2,316.77

****Local Funds represent 46.67% of Total Funds.**

Rider Fares and Bus Donations = \$55,865.09

Total Cost per Ride:	\$7.64	State and Federal Cost per Ride:	\$4.07
Total Cost per Mile:	\$2.50	State and Federal Cost per Mile:	\$1.33

Yankton Transit - Yankton, South Dakota

Director: Velda Bentson

Yankton Transit serves the City of Yankton. Service is provided upon request with 24-hour advanced notice. Yankton Transit has 17 vehicles in operation.

Total Ridership and Miles Driven:

		Ride Type:	
Total Miles Driven:	206,408	Medical:	20,929
		Employment:	31,967
		Nutrition:	7,247
Ridership Characteristic:		Social/Recreation:	14,945
Elderly:	17,025	Education:	39,392
Disabled:	57,279	Shopping:	5,893
Youth:	41,144	Other:	<u>4,047</u>
General Public:	<u>8,972</u>	Total:	124,420
Total:	124,420		

Funding and Expenditures:

Section 5311 Funds:	\$157,285.93	Total Administration Costs*:	\$ 50,882.30
Title III-B Funds	\$ 13,867.00	Total Operating Costs:	<u>\$328,592.68</u>
State Funds:	<u>\$ 39,574.00</u>	Total Expenditures:	\$379,474.98
Total State and Federal Funds:	\$210,726.93	*Includes vehicle insurance costs.	
Local Funds**:	<u>\$168,748.05</u>	Insurance Cost:	\$17,535.73
Total Funding:	\$379,474.98	Insurance / Vehicle:	\$1,031.51

****Local Funds represent 44.47% of Total Funds.**

Rider Fares and Bus Donations = \$77,222.58

Total Cost per Ride:	\$3.05	State and Federal Cost per Ride:	\$1.69
Total Cost per Mile:	\$1.84	State and Federal Cost per Mile:	\$1.02

Other Transit Program Statistics

FTA Section 5311 Rural Technical Assistance Program (RTAP)

RTAP funds are used to provide training and technical assistance to rural transit operators and their drivers. In FY2007, South Dakota received \$89,879 in RTAP funds.

FTA Section 5303 Urban Transit Planning Program

Contracts issued to the Sioux Falls and Rapid City Metropolitan Planning Organizations (MPOs) to conduct transit planning studies in FY07 were:

Rapid City	\$90,989	Sioux Falls	\$134,127
------------	----------	-------------	-----------

South Dakota Public and Specialized Transportation Assistance Fund

State funds are granted to transit organizations which first had obtained Federal Transit grants. These State dollars help meet the local matching fund requirements of the Federal grants.

Section 5307 Urban Transit Operators	\$ 75,000.00
Section 5311 Rural Transit Operators	\$ 704,969.00

CY 2006 Drug and Alcohol Testing for Section 5311 Rural Public Transit Agencies

Federal laws required Section 5311 Rural Public Transportation operators to conduct drug and alcohol testing of safety-sensitive employees starting in 1996. Six types of testing were required: pre-employment, random selection, post accident, reasonable suspicion, return-to-duty after testing positive, and follow-up testing on persons who previously tested positive. In South Dakota, only pre-employment and random testing was required during CY2007.

	# Conducted in CY 07	Negative for Drugs / Alcohol	Positive for Drugs / Alcohol
Pre-Employment	184	184	0
Random Selection	208	208	0
Post Accident	8	8	0
Reasonable Suspicion	1	1	0
Return to Duty	0	0	0
Follow-Up	0	0	0

**South Dakota Department of Transportation
Division of Finance & Management
Office of Local Transportation Programs
700 East Broadway Avenue
Pierre, South Dakota 57501-2586
Melissa.Hull@state.sd.us—605/773-7038
Jackie.Mattheis@state.sd.us—605/773-4169**

275 copies of this book were printed at \$2.54 per book.
