

**State of South Dakota  
Department of Transportation**

**Public and Specialized Transportation**

**Fiscal Year 2011**

**Prepared by:  
South Dakota Department of Transportation  
Division of Finance & Management  
Office of Air, Rail and Transit  
700 East Broadway Avenue  
Pierre, South Dakota 57501-2586  
Telephone: (605) 773-4169  
(605) 773-7038  
(605) 773-3574  
Fax: (605) 773-2804  
<http://www.sddot.com/fpa/transit>**

---

## Program Summary

Welcome to the South Dakota Department of Transportation's Public and Special Transportation statistical report for Fiscal Year 2011.

This report is published annually and condenses the fiscal year administration and operational records for the 22 rural public transit systems in South Dakota. The report is published largely to provide information about the performance of the public transit programs for the fiscal year. The report is distributed and available to state and local officials, support agencies, boards of directors, and the general public.

During Fiscal Year 2011, 446 vehicles funded by FTA Section 5309, FTA Section 5310, and FTA Section 5311, including a few non-FTA funded vehicles receiving FTA Section 5311 operating funds, provided rural public and special transportation services in South Dakota. These 446 vehicles traveled 5,336,699 miles and carried 1,860,570 passengers during Fiscal Year 2011.

The transit systems operating in Sioux Falls and Rapid City receive FTA Section 5307 urban transit capital and operating funds directly from FTA. In 2011, Sioux Falls and Rapid City public transit vehicles traveled 1,860,570 miles and carried 1,532,449 passengers.

The Deadwood Trolley System provided 181,138 rides and traveled 111,810 miles during Fiscal Year 2011.

Public and special transportation service providers are a key element in the successful implementation of numerous state policy objectives. Among those is the effort to keep elderly citizens and citizens with disabilities in their own homes and communities—in an independent living status, instead of forcing them into the more costly nursing home environment or requiring them to migrate to large urban areas for needed services.

Please send any questions or comments to:

Melissa Hull or Nancy Surprenant  
South Dakota Department of Transportation  
Division of Finance & Management  
Office of Air, Rail and Transit  
700 East Broadway Avenue  
Pierre, South Dakota 57501-2586  
Melissa.Hull@state.sd.us—605/773-7038  
Nancy.Surprenant@state.sd.us—605/773-4169



---

## Table of Contents

Executive Summary	4-5
Rural Public and Specialized Total Passenger and Trip Characteristics	6
Chapter 1 Fiscal Year 2011 Specialized Transportation Statistics	7
Chapter 2 Fiscal Year 2011 Section 5311 Administration and Operating Statistics	8
Rural Public Transit Systems Funding Breakdown	9
Rural Public Transportation System Data	10-31
Chapter 3 Other Fiscal Year 2011 Transit Program Statistics	32

## Executive Summary

Approximately 50 organizations are currently providing some form of transit services covering approximately 70 percent of the geographic area within South Dakota. These transit organizations assist elderly citizens, citizens with disabilities, school age children, the general public and low income citizens gain access to needed medical, nutrition, education, employment, social and commercial services, particularly in the rural areas of South Dakota.

Transit providers range in size from those which provide daily fixed route/fixed schedule services, to senior citizen centers in rural small towns which provide demand-response services with schedules and destinations determined on a day-to-day basis.

The South Dakota Department of Transportation, Division of Finance & Management, Office of Air, Rail and Transit, administers several programs through the United States Federal Transit Administration (FTA) which support public and specialized transportation service providers in South Dakota. These programs include:

- **Section 5303** provides urban transit planning assistance program funds and transit planning activities in the metropolitan areas of South Dakota including Sioux Falls, Rapid City, and North Sioux City.
- **Section 5304** provides statewide rural planning and research. At the state's discretion, the funds may be used for statewide planning, technical assistance, planning support, research and development for non-urbanized areas.
- **Section 5309** provides capital assistance for new and replacement buses and related equipment and facilities to public bodies and agencies including transit authorities, state and local public bodies and other political subdivisions of states, certain public corporations, boards and commissions established under state law.
- **Section 5310** provides capital grants to private nonprofit organizations, governmental authorities where no non-profit organizations are available to provide service, and governmental authorities approve to coordinate services, to support transportation to meet the needs of older adults and persons with disabilities.

Section 5310 declares a national policy that elderly persons and persons with disabilities have the same right as other persons to utilize mass transportation services and facilities; that special efforts shall be made in the planning and design of mass transportation facilities and services to assure their availability to elderly persons and persons with disabilities; and that all Federal programs offering assistance in the field of mass transportation should contain provisions implementing this policy.

The goal of the Section 5310 program is to provide assistance in meeting the transportation needs of elderly persons and persons with disabilities where public transportation services are unavailable, insufficient, or inappropriate. The Section 5310 program is designed to supplement FTA's other capital assistance programs by funding transportation projects for elderly persons and persons with disabilities in all areas: urbanized, small urban, and rural. Although grant recipients are private nonprofit organizations usually with specific clientele; transportation services funded under this program may be open to other riders once the immediate transportation needs of the grant recipient's organization are satisfied.

---

- **Section 5311** provides capital, administration, and operating grants for public transportation service projects in non-urbanized areas (less than 50,000 population).

Section 5311 funds are available for capital, operating and project administration costs for rural public transportation projects in areas other than urbanized areas (50,000 population). Public transportation is defined to mean mass transportation by bus, rail, or other conveyance, either publicly or privately owned, which provides service to the general public on a regular and continuing basis. Public transportation services funded by Section 5311 may be designed to maximize usage by transportation-disadvantaged persons, provided that the general public is offered an equal opportunity to utilize the transportation services.

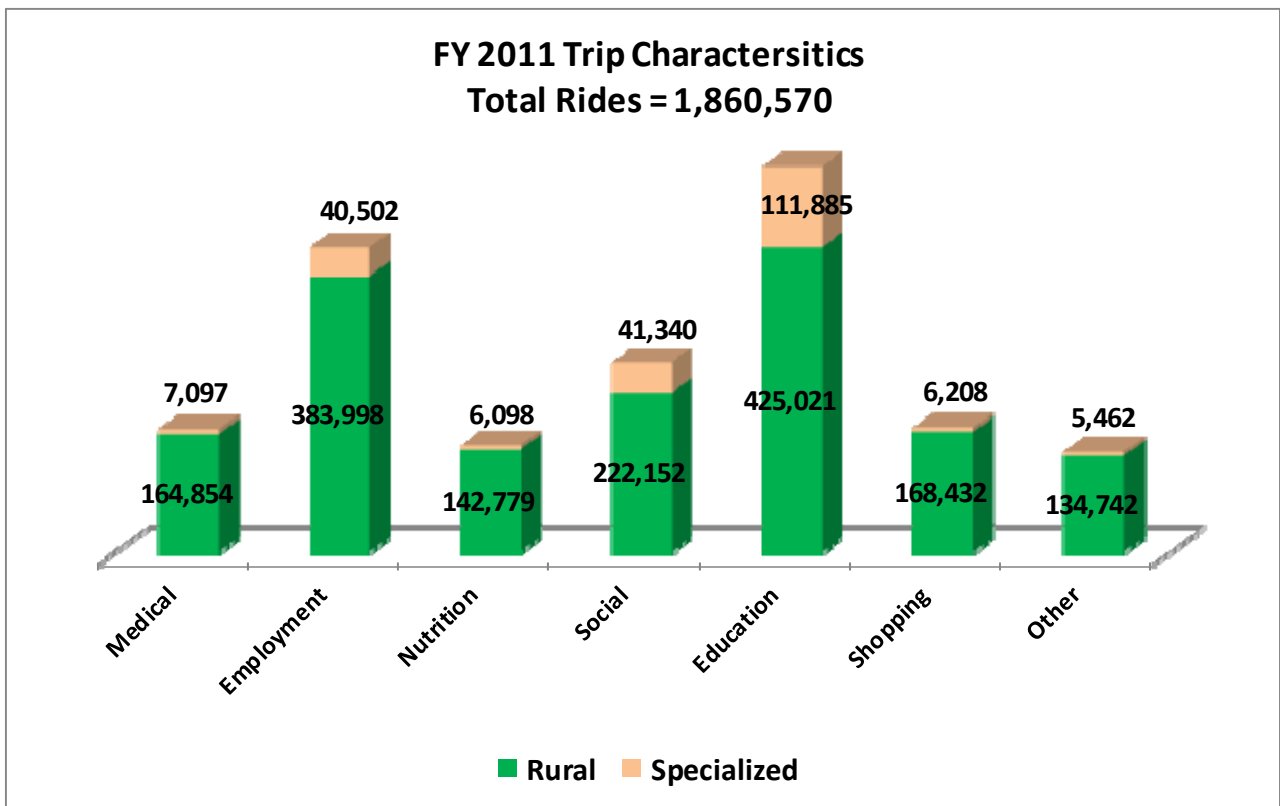
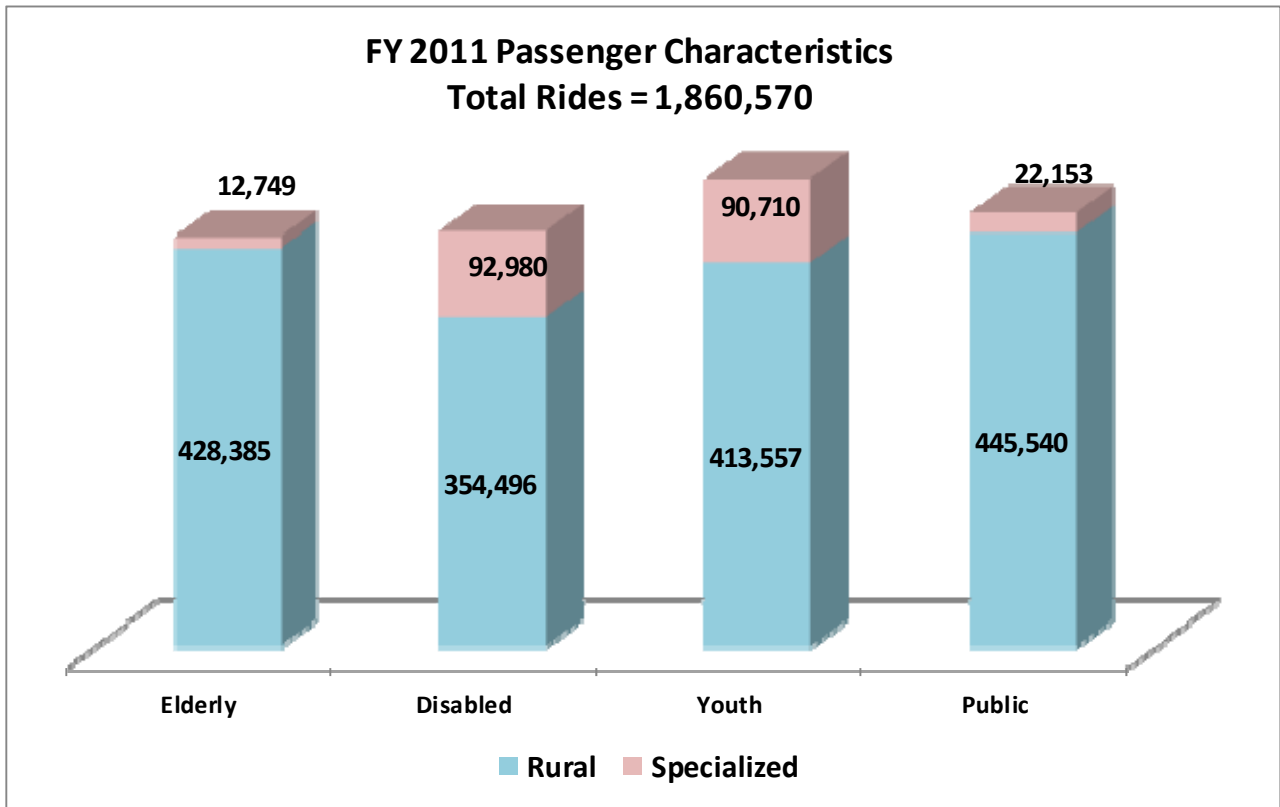
Capital expenses under Sections 5309 and 5311 programs include the acquisition, construction, and improvement of public transportation facilities and equipment needed for an efficient and coordinated public transportation system.

- **Section 5311(b)(3)** Rural Technical Assistance (RTAP) provides funds to support the training and technical assistance needs of rural transit operators and drivers.
- **Section 5316** (JARC or Job Access/Reverse Commute) Job Access grants are for the development of new transportation services for low income workers and/or closing gaps in existing service; Reverse Commute projects are meant to provide transportation to suburban jobs from other suburban, urban and rural locations but not necessarily just for low income households. Subgrantees are required to provide a 50% match for operating expenses and a 20% match for capital expenses
- **Section 5317** (New Freedom Program) formula grants aim to provide additional tools to overcome barriers facing citizens with disabilities seeking to integrate into the workforce and fully participate in society. Lack of adequate transportation is a principal barrier to employment for citizens with disabilities. This program seeks to expand transportation mobility options available to persons with disabilities beyond the requirements of the Americans with Disabilities Act of 1990. Subgrantees are required to provide a 50% match for operating expense. New Freedom funds are not eligible for capital purchases.

The South Dakota Department of Transportation, Office of Air, Rail and Transit grants state dollars to help meet the local matching fund requirements of Federal transit program grantees.

The Office of Air, Rail and Transit and the South Dakota Department of Social Services, Division of Adult Services and Aging work in close coordination in matters pertaining to transportation services for people who are elderly or have disabilities. Each year, the Division of Adult Services and Aging provides funds which are dispersed through our office to offset transportation costs for some agencies. Transportation is considered a supportive function eligible through Title III-B. These funds are referred to as Title III-B funds throughout this book.

## Fiscal Year 2011 Rural Public and Specialized Transportation Passenger and Trip Characteristics



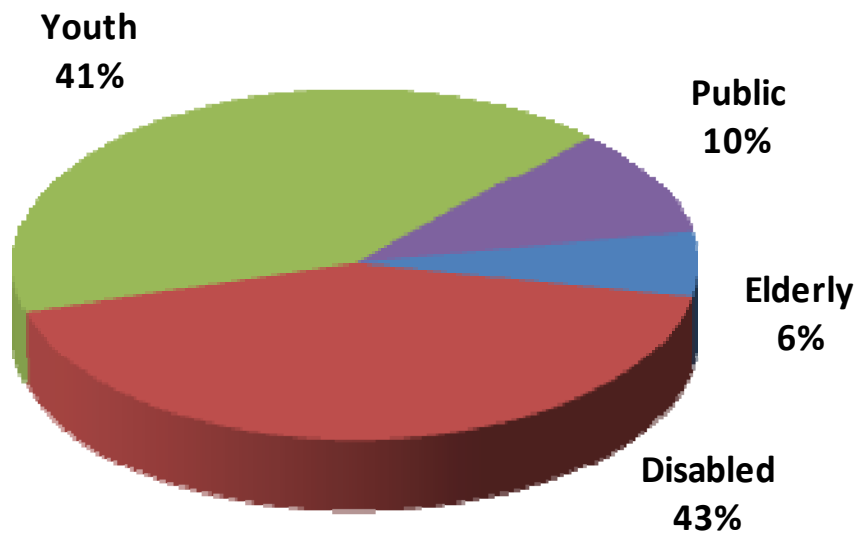
## Chapter 1      Fiscal Year 2011 Specialized Transportation Statistics

During Fiscal Year 2011, 59 vehicles operating in South Dakota providing specialized transportation were funded under FTA Section 5309 and FTA Section 5310 programs.

These 59 vehicles traveled 584,513 miles and carried 218,592 passengers.

This graph indicates that citizens with disabilities were the major users of specialized transportation services in South Dakota during Fiscal Year 2011.

### Fiscal Year 2011 Specialized Transportation Total Rides = 218,592



## Chapter 2 Fiscal Year 2011 Administration and Operating Statistics

The goals of Section 5311 program are to:

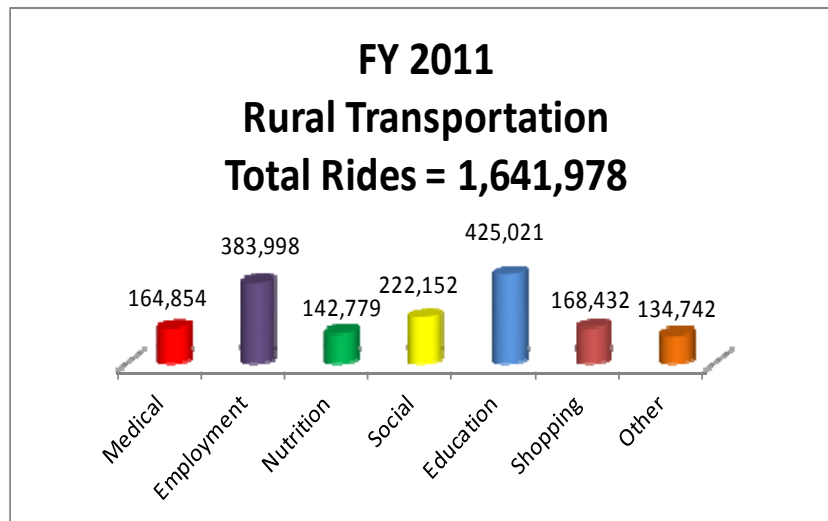
- Enhance the access of people in non-urbanized areas to health care, shopping, education, employment, public service, and recreation.
- ♦ Assist in the maintenance, development, improvement, and use of public transportation systems in rural and small urban areas.
- ♦ Encourage and make possible the most efficient use of federal funds used to provide passenger transportation in non-urbanized areas through the coordination of programs and services.

The Section 5311 program treats project administration expenses as a separate cost category from capital and operating expenses. Administration expenses are considered “non-operating”, and are funded at 82.82% Federal share.

Operating expenses are considered those costs directly related to system operation. Net operating expenses remain after operating revenues are subtracted from eligible operating expenses. Operating expenses are funded at 51.76% Federal share of the net operating expenses.

Local funds for the 22 rural public transit agencies represent over \$4.6 million or 39.6% of total funds to keep the rural public transits operating. Local funds for the purposes of this report may include rider fares and donations, contracts with other agencies, management contracts, revenue generated from advertising, and other sponsorships.

During Fiscal Year 2011, 22 organizations provided rural public demand-response transportation services in South Dakota. These organizations operated 387 vehicles and contracted with one taxi cab company for a total expenditure of \$11,830,461.28. These vehicles traveled 4,752,186 miles and carried 1,641,978 passengers.





---

# **Fiscal Year 2011**

## **Funding Sources of Rural Public Transit Systems**

**Section 5311,**

**JARC and New Freedom Funds = \$6,113,642.55**

**Local Funds = \$4,692,379.73**

**State Funds = \$695,000.00**

**Title III-B Funds = \$329,439.00**

---

**Aberdeen Ride Line – Aberdeen, South Dakota**

**Director: Mike Wilson**

Aberdeen Ride Line serves Aberdeen and Brown County. Service is provided as requested in the county and smaller communities. Service is Monday through Friday, 7:00am to 7:00pm. Aberdeen Ride Line is a Medicaid provider, and is a ticket agent and feeder service for the inter-city bus service Jefferson Lines. Aberdeen Ride Line has 37 vehicles in operation. This includes vehicles that are not operated with any federal or state funds granted to Aberdeen Ride Line.

**Total Ridership and Miles Driven:**

		<b>Ride Type:</b>	
<b>Total Miles Driven:</b>	<b>285,537</b>	Medical:	14,328
		Employment:	22,177
		Nutrition:	321
		Social/Recreation:	8,899
		Education:	55,850
		Shopping:	7,540
		Other:	<u>3,016</u>
		<b>Total:</b>	<b>112,131</b>
<b>Ridership Characteristic:</b>			
Elderly:	19,481		
Disabled:	49,541		
Youth:	29,405		
General Public:	<u>13,704</u>		
<b>Total:</b>	<b>112,131</b>		

**Funding and Expenditures:**

Section 5311 Funds:	\$226,444.63	Total Administration Costs*:	\$122,618.01
Title III-B Funds:	\$ 15,916.01	Total Operating Costs:	<u>\$401,632.92</u>
State Funds:	<u>\$ 50,979.00</u>	<b>Total Expenditures:</b>	<b>\$524,250.93</b>
<b>Total State and Federal Funds:</b>	<b>\$293,339.64</b>	*Includes vehicle insurance costs.	
Local Funds**:	<u>\$230,911.29</u>	Insurance Cost:	\$26,000.00
<b>Total Funding:</b>	<b>\$524,250.93</b>		

**\*\*Local Funds represent 44.05% of Total Funds.**

**Rider Fares and Bus Donations = \$67,956.57**

Total Cost per Ride:	\$4.68	State and Federal Cost per Ride:	\$2.62
Total Cost per Mile:	\$1.84	State and Federal Cost per Mile:	\$1.03

**Arrow Transit - Lemmon, South Dakota**

**Director: Chris Block**

Arrow Public Transit serves the city of Lemmon and limited service for the communities of Bison and Faith South Dakota. Arrow Transit provides service Monday through Friday 7:30am to 4:15pm and on Sundays from 8:00am to 1:00pm in the city of Lemmon. Service is provided 4 times a day between Lemmon in South Dakota and Hettinger North Dakota. Arrow Transit has five out of town trips per month to Rapid City, SD; Bismarck, ND and Dickinson, ND. The citizens of Bison and Faith use the Rapid City trips for transportation to Fort Meade and Rapid City. Arrow Public Transit is a Medicaid provider in the state of South Dakota. Arrow Public Transit has 18 vehicles in operation. This includes vehicles that are not operated with any federal or state funds granted to Arrow Public Transit.

**Total Ridership and Miles Driven:**

		<b>Ride Type:</b>	
<b>Total Miles Driven:</b>	<b>119,739</b>	Medical:	2,807
		Employment:	10,947
		Nutrition:	10,526
		Social/Recreation:	6,943
		Education:	5,347
		Shopping:	11,661
		Other:	<u>0</u>
		<b>Total:</b>	<b>48,231</b>
<b>Ridership Characteristic:</b>			
Elderly:	27,891		
Disabled:	8,256		
Youth:	6,162		
General Public:	<u>5,922</u>		
<b>Total:</b>	<b>48,231</b>		

**Funding and Expenditures:**

Section 5311 Funds:	\$132,262.51	Total Administration Costs*:	\$108,207.32
Title III-B Funds:	\$ 10,829.01	Total Operating Costs:	<u>\$175,568.30</u>
State Funds:	<u>\$ 29,951.00</u>	<b>Total Expenditures:</b>	<b>\$283,775.62</b>
<b>Total State and Federal Funds:</b>	<b>\$173,042.52</b>	*Includes vehicle insurance costs.	
Local Funds**:	<u>\$110,733.10</u>	Insurance Cost:	\$24,763.74
<b>Total Funding:</b>	<b>\$283,775.62</b>		

**\*\*Local Funds represent 39.02% of Total Funds.**

**Rider Fares and Bus Donations = \$35,774.73**

Total Cost per Ride:	\$5.88	State and Federal Cost per Ride:	\$3.59
Total Cost per Mile:	\$2.37	State and Federal Cost per Mile:	\$1.45

**Brandon City Transit - Brandon, South Dakota**

**Director: Arleen Weerheim**

Brandon City Transit serves the City of Brandon. Service is provided Monday through Friday with varying hours. Brandon City Transit has 3 vehicles in operation.

**Total Ridership and Miles Driven:**

		<b>Ride Type:</b>	
<b>Total Miles Driven:</b>	<b>22,922</b>	Medical:	1,149
		Employment:	403
		Nutrition:	73
		Social/Recreation:	1,211
		Education:	8,435
		Shopping:	1,454
		Other:	<u>514</u>
		<b>Total:</b>	<b>13,239</b>
<b>Ridership Characteristic:</b>			
Elderly:	3,579		
Disabled:	281		
Youth:	8,926		
General Public:	<u>453</u>		
<b>Total:</b>	<b>13,239</b>		

**Funding and Expenditures:**

Section 5311 Funds:	\$52,001.00	Total Administration Costs*:	\$23,901.23
Title III-B Funds:	\$ 1,131.00	Total Operating Costs:	<u>\$83,724.78</u>
State Funds:	<u>\$ 6,418.00</u>	<b>Total Expenditures:</b>	<b>\$107,626.01</b>
<b>Total State and Federal Funds:</b>	<b>\$59,551.00</b>	*Includes vehicle insurance costs.	
Local Funds**:	<u>\$48,075.01</u>	Insurance Cost:	\$1,474.94
<b>Total Funding:</b>	<b>\$107,626.01</b>		

**\*\*Local Funds represent 44.67% of Total Funds.**

**Rider Fares and Bus Donations = \$7,625.82**

Total Cost per Ride:	\$8.13	State and Federal Cost per Ride:	\$4.50
Total Cost per Mile:	\$4.70	State and Federal Cost per Mile:	\$2.60

**Brookings Area Transit Authority - Brookings, South Dakota**

**Director: Brenda Schweitzer**

BATA serves the communities of Brookings, Aurora, Volga, Sinai, Bruce, Bushnell, White, Estelline, Elkton, Arlington and in the Brookings County area as requested. Service hours include: Monday – Friday 5:00am-6:00pm; Saturday-Sunday 7:00am-12:00pm. BATA is a Medicaid provider. Advance reservation is preferred and suggested to secure a timely schedule. Some same-day service is available. Brookings Area Transit has 22 vehicles in operation.

**Total Ridership and Miles Driven:**

		<b>Ride Type:</b>	
<b>Total Miles Driven:</b>	<b>356,294</b>	Medical:	8,933
		Employment:	30,419
		Nutrition:	2,860
		Social/Recreation:	33,663
		Education:	24,187
		Shopping:	12,043
		Other:	<u>3,526</u>
		<b>Total:</b>	<b>115,631</b>

<b>Ridership Characteristic:</b>	
Elderly:	15,138
Disabled:	18,033
Youth:	34,359
General Public:	<u>48,101</u>
<b>Total:</b>	<b>115,631</b>

**Funding and Expenditures:**

Section 5311 Funds:	\$468,848.51	Total Administration Costs*:	\$294,640.68
Title III-B Funds:	\$ 9,585.00	Total Operating Costs:	<u>\$594,956.41</u>
State Funds:	<u>\$ 35,717.00</u>	<b>Total Expenditures:</b>	<b>\$889,597.09</b>
<b>Total State and Federal Funds:</b>	<b>\$514,150.51</b>	*Includes vehicle insurance costs.	
Local Funds**:	<u>\$375,446.58</u>	Insurance Cost:	\$24,703.20
<b>Total Funding:</b>	<b>\$889,597.09</b>		

**\*\*Local Funds represent 42.20% of Total Funds.**

**Rider Fares and Bus Donations = \$89,660.43**

Total Cost per Ride:	\$7.69	State and Federal Cost per Ride:	\$4.44
Total Cost per Mile:	\$2.50	State and Federal Cost per Mile:	\$1.44

**Community Transit - Sisseton, South Dakota**

**Director: Carol Seurer**

Community Transit serves Milbank, Lennox, Sisseton, Webster, Eureka, Britton, and Bowdle daily. Hours of service vary in each community. Service in Marshall, Day, Roberts, Edmunds, Campbell, and McPherson counties is provided upon request. Community Transit is a Medicaid provider. Currently Community Transit has 18 vehicles in operation.

**Total Ridership and Miles Driven:**

		<b>Ride Type:</b>	
<b>Total Miles Driven:</b>	<b>219,906</b>	Medical:	9,203
		Employment:	5,692
		Nutrition:	23,832
		Social/Recreation:	4,313
		Education:	26,162
		Shopping:	19,509
		Other:	<u>5,059</u>
		<b>Total:</b>	<b>93,770</b>
<b>Ridership Characteristic:</b>			
Elderly:	53,561		
Disabled:	8,693		
Youth:	27,081		
General Public:	<u>4,435</u>		
<b>Total:</b>	<b>93,770</b>		

**Funding and Expenditures:**

Section 5311 Funds:	\$264,648.11	Total Administration Costs*:	\$171,469.69
Title III-B Funds:	\$ 33,040.99	Total Operating Costs:	\$312,708.74
State Funds:	\$ 42,022.00	<b>Total Expenditures:</b>	<b>\$484,178.43</b>
<b>Total State and Federal Funds:</b>	<b>\$339,711.10</b>	*Includes vehicle insurance costs.	
Local Funds**:	\$144,467.33	Insurance Cost:	\$43,890.90
<b>Total Funding:</b>	<b>\$484,178.43</b>		

**\*\*Local Funds represent 29.84% of Total Funds.**

**Rider Fares and Bus Donations = \$69,781.76**

Total Cost per Ride:	\$5.16	State and Federal Cost per Ride:	\$3.62
Total Cost per Mile:	\$2.20	State and Federal Cost per Mile:	\$1.54

**Dell Rapids Transit - Dell Rapids, South Dakota**

**Director: Arleen Weerheim**

Dell Rapids Transit serves the City of Dell Rapids.

Service is provided Monday through Thursday. Dell Rapids Transit has 1 vehicle in operation.

**Total Ridership and Miles Driven:**

		<b>Ride Type:</b>	
<b>Total Miles Driven:</b>	<b>6,776</b>	Medical:	465
		Employment:	1
		Nutrition:	311
		Social/Recreation:	260
		Education:	1,568
		Shopping:	975
		Other:	<u>69</u>
		<b>Total:</b>	<b>3,649</b>
<b>Ridership Characteristic:</b>			
Elderly:	1,902		
Disabled:	39		
Youth:	1,564		
General Public:	<u>144</u>		
<b>Total:</b>	<b>3,649</b>		

**Funding and Expenditures:**

Section 5311 Funds:	\$17,171.87	Total Administration Costs*:	\$ 11,948.03
Title III-B Funds:	\$ 1,131.00	Total Operating Costs:	<u>\$18,678.04</u>
State Funds:	<u>\$ 3,245.00</u>	<b>Total Expenditures:</b>	<b>\$30,626.07</b>
<b>Total State and Federal Funds:</b>	<b>\$21,547.87</b>	*Includes vehicle insurance costs.	
Local Funds**:	<u>\$ 9,078.20</u>	Insurance Cost:	\$452.03
<b>Total Funding:</b>	<b>\$30,626.07</b>		

**\*\*Local Funds represent 29.64% of Total Funds.**

**Rider Fares and Bus Donations = \$3,133.13**

Total Cost per Ride:	\$8.39	State and Federal Cost per Ride:	\$5.91
Total Cost per Mile:	\$4.52	State and Federal Cost per Mile:	\$3.18

**East Dakota Transit - Madison, South Dakota**

**Director: Arleen Weerheim**

East Dakota Transit serves Madison and Lake County. This system operates Monday through Friday approximately 7:30am to 4:30pm and Sunday 8:00am to 12:00pm for Sunday Services. The current fare is \$2.00 per unit of service. East Dakota Transit has 4 vehicles in operation.

**Total Ridership and Miles Driven:**

		<b>Ride Type:</b>	
<b>Total Miles Driven:</b>	<b>31.872</b>	Medical:	736
		Employment:	13,380
		Nutrition:	0
		Social/Recreation:	1,594
		Education:	6,927
		Shopping:	386
		Other:	<u>656</u>
		<b>Total:</b>	<b>23,679</b>
<b>Ridership Characteristic:</b>			
Elderly:	3,151		
Disabled:	13,254		
Youth:	6,429		
General Public:	<u>845</u>		
<b>Total:</b>	<b>23,679</b>		

**Funding and Expenditures:**

Section 5311 Funds:	\$70,705.61	Total Administration Costs*:	\$ 33,372.30
Title III-B Funds:	\$ 4,809.00	Total Operating Costs:	<u>\$113,378.58</u>
State Funds:	<u>\$ 8,943.00</u>	<b>Total Expenditures:</b>	<b>\$146,750.88</b>
<b>Total State and Federal Funds:</b>	<b>\$84,457.61</b>	*Includes vehicle insurance costs.	
Local Funds**:	<u>\$62,293.27</u>	Insurance Cost:	\$5,968.22
<b>Total Funding:</b>	<b>\$146,750.88</b>		

**\*\*Local Funds represent 42.45% of Total Funds.**

**Rider Fares and Bus Donations = \$30,174.05**

Total Cost per Ride:	\$6.20	State and Federal Cost per Ride:	\$3.57
Total Cost per Mile:	\$4.60	State and Federal Cost per Mile:	\$2.65



**Groton Community Transit - Groton, South Dakota**

**Director: Arlis Doeden**

Groton Community Transit serves the City of Groton. Service is provided Monday through Friday from 8:00am to 5:00pm. Summer hours may vary. Contact the office to check availability of additional or out-of-town trips. Groton Transit has 3 vehicles in operation.

**Total Ridership and Miles Driven:**

		<b>Ride Type:</b>	
<b>Total Miles Driven:</b>	<b>12,507</b>	Medical:	506
		Employment:	398
		Nutrition:	24
		Social/Recreation:	874
		Education:	5,083
		Shopping:	141
		Other:	<u>345</u>
		<b>Total:</b>	<b>7,371</b>
<b>Ridership Characteristic:</b>			
Elderly:	1,188		
Disabled:	376		
Youth:	5,703		
General Public:	<u>104</u>		
<b>Total:</b>	<b>7,371</b>		

**Funding and Expenditures:**

Section 5311 Funds:	\$41,129.89	Total Administration Costs*:	\$43,147.00
Title III-B Funds:	\$ 522.99	Total Operating Costs:	<u>\$21,813.84</u>
State Funds:	<u>\$ 2,446.00</u>	<b>Total Expenditures:</b>	<b>\$64,960.84</b>
<b>Total State and Federal Funds:</b>	<b>\$44,098.88</b>	*Includes vehicle insurance costs.	
Local Funds**:	<u>\$20,861.96</u>	Insurance Cost:	\$4,852.80
<b>Total Funding:</b>	<b>\$64,960.84</b>		

**\*\*Local Funds represent 32.11% of Total Funds.**

**Rider Fares and Bus Donations = \$6,666.15**

Total Cost per Ride:	\$8.81	State and Federal Cost per Ride:	\$5.98
Total Cost per Mile:	\$5.19	State and Federal Cost per Mile:	\$3.53

**Inter-Lakes Community Action Transit - Madison, South Dakota**

**Director: Arleen Weerheim**

Inter-Lakes Community Action Transit serves Deuel, Miner and Moody counties and communities. Service is provided upon request with regular Monday through Friday service. Inter-Lakes Community Action Transit has 3 vehicles in operation.

**Total Ridership and Miles Driven:**

		<b>Ride Type:</b>	
<b>Total Miles Driven: 20,227</b>		Medical:	1,584
		Employment:	764
		Nutrition:	393
		Social/Recreation:	1,256
		Education:	3,430
		Shopping:	1,962
		Other:	<u>489</u>
<b>Total: 9,842</b>		<b>Total:</b>	<b>9,842</b>

<b>Ridership Characteristic:</b>	
Elderly:	5,743
Disabled:	353
Youth:	3,416
General Public:	<u>330</u>
<b>Total:</b>	<b>9,842</b>

**Funding and Expenditures:**

Section 5311 Funds:	\$ 55,387.40	Total Administration Costs*:	\$ 26,982.51
Title III-B Funds:	\$ 4,631.00	Total Operating Costs:	<u>\$ 79,860.13</u>
State Funds:	<u>\$ 8,778.00</u>	<b>Total Expenditures:</b>	<b>\$106,842.64</b>
<b>Total State and Federal Funds:</b>	<b>\$ 68,796.40</b>	*Includes vehicle insurance costs.	
Local Funds**:	<u>\$ 38,046.24</u>	Insurance Cost:	\$1,406.91
<b>Total Funding:</b>	<b>\$106,842.64</b>		

**\*\*Local Funds represent 35.61% of Total Funds.**

**Rider Fares and Bus Donations = \$10,061.54**

Total Cost per Ride:	\$10.86	State and Federal Cost per Ride:	\$6.99
Total Cost per Mile:	\$5.28	State and Federal Cost per Mile:	\$3.40

## Palace Transit - Mitchell, South Dakota

**Director: Brenda Paradis**

Palace Transit serves Mitchell and Davison County. Mitchell service is provided Monday through Thursday from 5:30am to 2:00am, Friday from 5:30am to 3:00am, Saturday 5:30am to 3:00am, and Sunday 6:00am to 10:00pm. Service in the county and smaller communities is provided upon request. Palace Transit is a Medicaid provider and has 17 vehicles in operation. This includes vehicles that are not operated with federal or state funds granted to Palace Transit.

### Total Ridership and Miles Driven:

		<b>Ride Type:</b>	
<b>Total Miles Driven:</b>	<b>189,587</b>	Medical:	11,703
		Employment:	19,901
		Nutrition:	2,733
		Social/Recreation:	23,288
		Education:	32,867
		Shopping:	4,055
		Other:	<u>2,406</u>
		<b>Total:</b>	<b>96,953</b>
<b>Ridership Characteristic:</b>			
Elderly:	21,862		
Disabled:	21,249		
Youth:	38,221		
General Public:	<u>15,621</u>		
<b>Total:</b>	<b>96,953</b>		

### Funding and Expenditures:

Section 5311 Funds/JARC/NF:	\$371,501.04	Total Administration Costs*:	\$160,107.54
Title III-B Funds:	\$ 19,697.00	Total Operating Costs:	<u>\$554,967.14</u>
State Funds:	<u>\$ 60,431.00</u>	<b>Total Expenditures:</b>	<b>\$715,074.68</b>
<b>Total State and Federal Funds:</b>	<b>\$451,629.04</b>	*Includes vehicle insurance costs.	
Local Funds**:	<u>\$263,445.64</u>	Insurance Cost:	\$13,442.00
<b>Total Funding:</b>	<b>\$715,074.68</b>		

\*\*Local Funds represent 36.84% of Total Funds.

**Rider Fares and Bus Donations = \$52,382.04**

Total Cost per Ride:	\$7.38	State and Federal Cost per Ride:	\$4.66
Total Cost per Mile:	\$3.77	State and Federal Cost per Mile:	\$2.38

**People’s Transit - Huron, South Dakota**

**Director: Mark D. Klumph Sr.**

People’s Transit serves Beadle County. Service is Monday through Friday 6:30am to 8:30pm, Saturday 8:00am to 7:30pm, and Sunday 8:00am to 1:30pm. People’s Transit is a Medicaid provider and a ticket agent and feeder service for Jefferson Lines. The feeder service trips to Mitchell are Monday through Friday. People’s Transit has 21 vehicles in operation. This includes vehicles that are not operated with federal or state funds granted to People’s Transit.

**Total Ridership and Miles Driven:**

		<b>Ride Type:</b>	
<b>Total Miles Driven:</b>	<b>210,001</b>	Medical:	27,811
		Employment:	41,853
		Nutrition:	1,696
		Social/Recreation:	24,240
		Education:	26,496
		Shopping:	14,414
		Other:	<u>10,422</u>
		<b>Total:</b>	<b>146,932</b>
<b>Ridership Characteristic:</b>			
Elderly:	46,277		
Disabled:	44,843		
Youth:	28,773		
General Public:	<u>27,039</u>		
<b>Total:</b>	<b>146,932</b>		

**Funding and Expenditures:**

Section 5311 Funds/JARC/NF:	\$343,379.39	Total Administration Costs*:	\$198,385.02
Title III-B Funds:	\$ 19,095.99	Total Operating Costs:	<u>\$483,347.47</u>
State Funds:	<u>\$ 61,632.00</u>	<b>Total Expenditures:</b>	<b>\$681,732.49</b>
<b>Total State and Federal Funds:</b>	<b>\$424,107.38</b>	*Includes vehicle insurance costs.	
Local Funds**:	<u>\$257,625.11</u>	Insurance Cost:	\$21,411.00
<b>Total Funding:</b>	<b>\$681,732.49</b>		

**\*\*Local Funds represent 37.79% of Total Funds.**

**Rider Fares and Bus Donations = \$119,993.12**

Total Cost per Ride:	\$4.64	State and Federal Cost per Ride:	\$2.89
Total Cost per Mile:	\$3.25	State and Federal Cost per Mile:	\$2.02

**River Cities Public Transit - Pierre, South Dakota**

**Director: Ron Baumgart**

River Cities Public Transit serves the people of Hughes, Stanley, Hand, Hyde, Dewey Ziebach, Haakon, East Pennington, Jones, Lyman, and northern Jackson counties. River Cities Public Transit provides 24-hour services in the Pierre/Fort Pierre and surrounding area. Cities Public Transit is a ticket agent and a feeder service for Jefferson Lines. River Cities Public Transit has 99 vehicles in operation. This includes vehicles that are not operated with federal or state funds granted to River Cities Transit.

**Total Ridership and Miles Driven:**

		<b>Ride Type:</b>	
<b>Total Miles Driven:</b>	<b>1,493,167</b>	Medical:	27,065
		Employment:	64,828
		Nutrition:	2,866
		Social/Recreation:	61,610
		Education:	72,084
		Shopping:	25,297
		Other:	<u>49,348</u>
		<b>Total:</b>	<b>306,198</b>
<b>Ridership Characteristic:</b>			
Elderly:	29,170		
Disabled:	62,426		
Youth:	55,848		
General Public:	<u>176,299</u>		
<b>Total:</b>	<b>323,743</b>		

**Funding and Expenditures:**

Section 5311 Funds/JARC/NF:	\$1,920,148.46	Total Administration Costs*:	\$911,882.39
Title III-B Funds:	\$ 51,869.00	Total Operating Costs:	<u>\$2,578,602.98</u>
State Funds:	<u>\$ 86,776.00</u>	<b>Total Expenditures:</b>	<b>\$3,490,485.35</b>
<b>Total State and Federal Funds:</b>	<b>\$2,058,793.46</b>	*Includes vehicle insurance costs.	
Local Funds**:	<u>\$1,431,691.89</u>	Insurance Cost:	\$95,514.65
<b>Total Funding:</b>	<b>\$3,490,485.35</b>		

**\*\*Local Funds represent 41.02% of Total Funds.**

**Rider Fares and Bus Donations = \$281,875.00**

Total Cost per Ride:	\$10.78	State and Federal Cost per Ride:	\$6.36
Total Cost per Mile:	\$2.34	State and Federal Cost per Mile:	\$1.38

**ROCS Transit - Lake Andes, South Dakota**

**Director: Winnie Jo Jons**

ROCS Transit serves the counties of Aurora, Bon Homme, Brule, Charles Mix, Douglas, Gregory, and Turner, with projects operating in Beresford, Canton, Wessington Springs, Tripp and Winner. ROCS Transit is a Medicaid provider and has 43 vehicles in operation.

**Total Ridership and Miles Driven:**

		<b>Ride Type:</b>	
<b>Total Miles Driven: 463,779</b>		Medical:	13,689
		Employment:	20,081
<b>Ridership Characteristic:</b>		Nutrition:	64,371
Elderly:	103,007	Social/Recreation:	14,462
Disabled:	23,534	Education:	48,663
Youth:	46,284	Shopping:	18,976
General Public:	<u>10,938</u>	Other:	<u>3,521</u>
<b>Total:</b>	<b>183,763</b>	<b>Total:</b>	<b>183,763</b>

**Funding and Expenditures:**

Section 5311 Funds:	\$495,510.76	Total Administration Costs*:	\$205,469.35
Title III-B Funds:	\$ 36,339.01	Total Operating Costs:	<u>\$845,935.09</u>
State Funds:	<u>\$ 89,853.00</u>	<b>Total Expenditures:</b>	<b>\$1,051,404.44</b>
<b>Total State and Federal Funds:</b>	<b>\$621,702.77</b>	*Includes vehicle insurance costs.	
Local Funds**:	<u>\$429,701.67</u>	Insurance Cost:	\$33,068.26
<b>Total Funding:</b>	<b>\$1,051,404.77</b>		

**\*\*Local Funds represent 40.86% of Total Funds.**

**Rider Fares and Bus Donations = \$154,595.28**

Total Cost per Ride:	\$5.72	State and Federal Cost per Ride:	\$3.38
Total Cost per Mile:	\$2.27	State and Federal Cost per Mile:	\$1.34

**Rosebud Sioux Tribe Transportation - Rosebud, South Dakota**

**Director: LeRoy Sleeping Bear**

Rosebud Sioux Tribe Transportation serves the Rosebud Indian Reservation and communities in Todd and Mellette Counties. Service is provided upon request with regular trips to Rapid City, Pierre, Sioux Falls, Yankton, and Valentine, Nebraska. Rosebud Sioux Tribe Transportation has 8 vehicles in operation.

**Total Ridership and Miles Driven:**

		<b>Ride Type:</b>	
<b>Total Miles Driven:</b>	<b>131,345</b>	Medical:	702
		Employment:	14,339
		Nutrition:	115
		Social/Recreation:	252
		Education:	603
		Shopping:	1,754
		Other:	<u>28,268</u>
		<b>Total:</b>	<b>46,033</b>
<b>Ridership Characteristic:</b>			
Elderly:	2,491		
Disabled:	51		
Youth:	603		
General Public:	<u>42,888</u>		
<b>Total:</b>	<b>46,033</b>		

**Funding and Expenditures:**

Section 5311 Funds:	\$186,750.78	Total Administration Costs*:	\$ 99,415.28
Title III-B Funds:	\$ 0	Total Operating Costs:	<u>\$246,000.93</u>
State Funds:	<u>\$ 27,945.00</u>	<b>Total Expenditures:</b>	<b>\$345,416.21</b>
<b>Total State and Federal Funds:</b>	<b>\$214,695.78</b>	*Includes vehicle insurance costs.	
Local Funds**:	<u>\$130,720.43</u>	Insurance Cost:	\$6,690.00
<b>Total Funding:</b>	<b>\$345,416.21</b>		

**\*\*Local Funds represent 37.84% of Total Funds.**

**Rider Fares and Bus Donations = \$54,496.75**

Total Cost per Ride:	\$7.50	State and Federal Cost per Ride:	\$4.66
Total Cost per Mile:	\$2.63	State and Federal Cost per Mile:	\$1.63

**Sanborn County Transit - Woonsocket, South Dakota**

**Director: Myrna Peterson**

Sanborn County Transit serves Sanborn County. Service is provided upon request with regular trips to Wessington Springs, Mitchell and Huron. Sanborn county has 2 vehicles in operation.

**Total Ridership and Miles Driven:**

<b>Total Miles Driven: 6,721</b>		<b>Ride Type:</b>	
		Medical:	210
		Employment:	4
		Nutrition:	347
		Social/Recreation:	0
		Education:	0
		Shopping:	2,129
		Other:	<u>1</u>
		<b>Total:</b>	<b>2,691</b>

<b>Ridership Characteristic:</b>	
Elderly:	2,083
Disabled:	0
Youth:	23
General Public:	<u>585</u>
<b>Total:</b>	<b>2,691</b>

**Funding and Expenditures:**

Section 5311 Funds:	\$20,880.61	Total Administration Costs*:	\$13,954.81
Title III-B Funds	\$ 1,852.00	Total Operating Costs:	<u>\$26,921.63</u>
State Funds:	<u>\$ 3,548.00</u>	<b>Total Expenditures:</b>	<b>\$40,876.44</b>
<b>Total State and Federal Funds:</b>	<b>\$26,280.61</b>	*Includes vehicle insurance costs.	
Local Funds**:	<u>\$14,595.83</u>	Insurance Cost:	\$1,665.79
<b>Total Funding:</b>	<b>\$40,876.44</b>		

**\*\*Local Funds represent 35.70% of Total Funds.**

**Rider Fares and Bus Donations = \$2,046.00**

Total Cost per Ride:	\$15.19	State and Federal Cost per Ride:	\$9.79
Total Cost per Mile:	\$ 6.08	State and Federal Cost per Mile:	\$3.92



**Siouxland Regional Transit System - Sioux City, Iowa**

**Director: Terry Brewer**

Siouxland Regional Transit System (SRTS) is a demand-responsive, ADA accessible, public transit system providing service to residents of Southern Union County, South Dakota. Service is available Monday through Friday from 9:00am to 5:00pm. Reservations must be made with a minimum 24 hour advance notice. Siouxland Regional Transit System has 2 vehicles in operation.

**Total Ridership and Miles Driven:**

<b>Total Miles Driven: 20,004</b>		<b>Ride Type:</b>	
		Medical:	808
		Employment:	0
		Nutrition:	0
		Social/Recreation:	0
		Education:	0
		Shopping:	0
		Other:	<u>11</u>
		<b>Total:</b>	<b>819</b>
<b>Ridership Characteristic:</b>			
Elderly:	755		
Disabled:	8		
Youth:	0		
General Public:	<u>56</u>		
<b>Total:</b>	<b>819</b>		

**Funding and Expenditures:**

Section 5311 Funds:	\$39,996.97	Total Administration Costs*:	\$15,070.21
Title III-B Funds:	\$ 0	Total Operating Costs:	<u>\$65,201.13</u>
State Funds:	<u>\$ 6,148.00</u>	<b>Total Expenditures:</b>	<b>\$80,271.34</b>
<b>Total State and Federal Funds:</b>	<b>\$46,144.97</b>	*Includes vehicle insurance costs.	
Local Funds**:	<u>\$34,126.37</u>	Insurance Cost:	\$5,911.23
<b>Total Funding:</b>	<b>\$80,271.34</b>		

**\*\*Local Funds represent 42.51% of Total Funds.**

**Rider Fares and Bus Donations = \$6,960.00**

Total Cost per Ride:	\$98.01	State and Federal Cost per Ride:	\$56.34
Total Cost per Mile:	\$ 4.01	State and Federal Cost per Mile:	\$ 2.31

**Spink County Public Transit - Redfield, South Dakota**

**Director: Peggy L. Morris**

Spink County Public Transit serves Redfield and Spink County. Redfield service is provided Monday through Friday from 8:00am to 4:00pm with regular trips to Aberdeen and Watertown. Services in the county and smaller communities upon request. Courtesy rides to Redfield Area Concert Association concerts are free of charge. Spink County Public Transit is a Medicaid provider and has 5 vehicles in operation.

**Total Ridership and Miles Driven:**

		<b>Ride Type:</b>	
<b>Total Miles Driven:</b>	<b>22,543</b>	Medical:	1,380
		Employment:	2,710
		Nutrition:	4,636
		Social/Recreation:	883
		Education:	9,098
		Shopping:	2,744
		Other:	<u>928</u>
		<b>Total:</b>	<b>22,379</b>
<b>Ridership Characteristic:</b>			
Elderly:	11,251		
Disabled:	221		
Youth:	8,875		
General Public:	<u>2,032</u>		
<b>Total:</b>	<b>22,379</b>		

**Funding and Expenditures:**

Section 5311 Funds:	\$ 44,179.48	Total Administration Costs*:	\$23,582.11
Title III-B Funds	\$ 2,614.01	Total Operating Costs:	<u>\$62,079.65</u>
State Funds:	<u>\$ 25,215.00</u>	<b>Total Expenditures:</b>	<b>\$85,661.76</b>
<b>Total State and Federal Funds:</b>	<b>\$ 72,008.49</b>	*Includes vehicle insurance costs.	
Local Funds**:	<u>\$ 13,653.27</u>	Insurance Cost:	\$6,608.30
<b>Total Funding:</b>	<b>\$ 85,661.76</b>		

**\*\*Local Funds represent 15.94% of Total Funds.**

**Rider Fares and Bus Donations = \$14,458.40**

Total Cost per Ride:	\$3.83	State and Federal Cost per Ride:	\$3.22
Total Cost per Mile:	\$3.80	State and Federal Cost per Mile:	\$3.19

## Standing Rock Public Transportation - Fort Yates, North Dakota

**Director: Pamela Ternes**

Standing Rock Public Transportation serves Corson and Walworth Counties in South Dakota and Sioux, Morton, and Burleigh Counties in North Dakota. The transit program offers a variety of services including deviated fixed routes, demand response services, coordinated inter-state services between Bismarck, ND and Pierre, SD and Veterans Hospital trips. Standing Rock Public Transportation has 1 vehicle in operation. For a complete schedule go to [www.sittingbull.edu/community/transport/index.asp](http://www.sittingbull.edu/community/transport/index.asp).

### Total Ridership and Miles Driven:

		<b>Ride Type:</b>	
<b>Total Miles Driven:</b>	<b>190,509</b>	Medical:	1,445
		Employment:	9,278
		Nutrition:	0
		Social/Recreation:	0
		Education:	2,571
		Shopping:	1,723
		Other:	<u>2,668</u>
		<b>Total:</b>	<b>17,685</b>
<b>Ridership Characteristic:</b>			
Elderly:	1,160		
Disabled:	143		
Youth:	2,895		
General Public:	<u>13,487</u>		
<b>Total:</b>	<b>17,685</b>		

### Funding and Expenditures:

Section 5311 Funds:	\$ 96,755.80	Total Administration Costs*:	\$ 62,048.00
Title III-B Funds	\$ 0	Total Operating Costs:	<u>\$120,386.00</u>
State Funds:	<u>\$ 18,369.00</u>	<b>Total Expenditures:</b>	<b>\$182,434.00</b>
<b>Total State and Federal Funds:</b>	<b>\$115,124.80</b>	*Includes vehicle insurance costs.	
Local Funds**:	<u>\$ 67,309.92</u>	Insurance Cost:	\$10,00.00
<b>Total Funding:</b>	<b>\$182,434.00</b>		

\*\*Local Funds represent 36.90% of Total Funds.

**Rider Fares and Bus Donations = \$32,736.00**

Total Cost per Ride: \$10.21	State and Federal Cost per Ride: \$6.51
Total Cost per Mile: \$ 0.96	State and Federal Cost per Mile: \$0.60

**Vermillion Public Transit - Vermillion, South Dakota**

**Director: Barb Ballensky**

Vermillion Public Transit serves Vermillion, Burbank, Meckling and the surrounding area. Service runs Monday through Friday from 8:00am to 10:00pm; Saturday from 9:00am to 7:00pm and Sunday from 9:00am to 2:00pm. Service is also provided to Sioux Falls Monday through Friday. Vermillion Public Transit is a Medicaid provider and ticket agent for the inter-city bus service Jefferson Lines. Vermillion Public Transit has 11 vehicles in operation.

**Total Ridership and Miles Driven:**

		<b>Ride Type:</b>	
<b>Total Miles Driven:</b>	<b>112,230</b>	Medical:	4,110
		Employment:	33,936
		Nutrition:	1,307
		Social/Recreation:	4,629
		Education:	1,837
		Shopping:	20,760
		Other:	<u>373</u>
		<b>Total:</b>	<b>65,952</b>

<b>Ridership Characteristic:</b>	
Elderly:	13,806
Disabled:	29,597
Youth:	8,801
General Public:	<u>13,748</u>
<b>Total:</b>	<b>65,952</b>

**Funding and Expenditures:**

Section 5311 Funds:	\$160,358.15	Total Administration Costs*:	\$ 76,135.18
Title III-B Funds	\$ 16,659.99	Total Operating Costs:	<u>\$238,991.78</u>
State Funds:	<u>\$ 23,376.00</u>	<b>Total Expenditures:</b>	<b>\$315,126.96</b>
<b>Total State and Federal Funds:</b>	<b>\$200,394.14</b>	*Includes vehicle insurance costs.	
Local Funds**:	<u>\$114,732.82</u>	Insurance Cost:	\$ 6,760.97
<b>Total Funding:</b>	<b>\$315,126.96</b>		

**\*\*Local Funds represent 36.41% of Total Funds.**

**Rider Fares and Bus Donations = \$26,254.18**

Total Cost per Ride:	\$4.78	State and Federal Cost per Ride:	\$3.04
Total Cost per Mile:	\$2.81	State and Federal Cost per Mile:	\$1.79

**Watertown Area Transit - Watertown, South Dakota**

**Director: Pam Kwasniewski**

Watertown Area Transit serves the Watertown community. Service is provided Monday through Friday from 6:00am to 9:00pm. 24-hour advance noticed required. Watertown Area Transit is a Medicaid provider and has 9 vehicles in operation.

**Total Ridership and Miles Driven:**

		<b>Ride Type:</b>	
<b>Total Miles Driven:</b>	<b>102,174</b>	Medical:	4,314
		Employment:	12,211
		Nutrition:	1,197
		Social/Recreation:	9,161
		Education:	8,913
		Shopping:	1,672
		Other:	<u>0</u>
<b>Total:</b>	<b>37,468</b>	<b>Total:</b>	<b>37,468</b>

<b>Ridership Characteristic:</b>	
Elderly:	10,494
Disabled:	10,652
Youth:	9,614
General Public:	<u>6,708</u>
<b>Total:</b>	<b>37,468</b>

**Funding and Expenditures:**

Section 5311 Funds:	\$194,416.72	Total Administration Costs*:	\$117,643.51
Title III-B Funds	\$ 11,017.00	Total Operating Costs:	<u>\$255,698.65</u>
State Funds:	<u>\$ 17,715.00</u>	<b>Total Expenditures:</b>	<b>\$373,342.16</b>
<b>Total State and Federal Funds:</b>	<b>\$223,148.72</b>	*Includes vehicle insurance costs.	
Local Funds**:	<u>\$150,193.44</u>	Insurance Cost:	\$17,632.60
<b>Total Funding:</b>	<b>\$373,342.16</b>		

**\*\*Local Funds represent 40.22% of Total Funds.**

**Rider Fares and Bus Donations = \$43,467.27**

Total Cost per Ride:	\$9.96	State and Federal Cost per Ride:	\$5.95
Total Cost per Mile:	\$3.65	State and Federal Cost per Mile:	\$2.18

**West River Transit Authority - Spearfish, South Dakota**

**Director: Barb Cline**

West River Transit Authority administrative offices are located in Spearfish. Services are provided in Lawrence, Meade, Custer, Fall River, Butte Counties and in to Pennington County. Spearfish and Deadwood/Lead/Central City service is Monday through Sunday. Other services in Sturgis, Whitewood, Belle Fourche, Custer, Hot Springs and Edgemont are scheduled Monday through Friday.

West River Transit Authority is a Medicaid provider and has 38 vehicles in operation.

**Total Ridership and Miles Driven:**

		<b>Ride Type:</b>
<b>Total Miles Driven:</b>	<b>510,369</b>	Medical: 16,140
		Employment: 39,199
		Nutrition: 5,330
		Social/Recreation: 10,637
		Education: 27,907
		Shopping: 13,874
		Other: <u>8,287</u>
		<b>Total: 121,374</b>
<b>Ridership Characteristic:</b>		
Elderly:	33,751	
Disabled:	11,217	
Youth:	29,641	
General Public:	<u>46,765</u>	
<b>Total:</b>	<b>121,374</b>	

**Funding and Expenditures:**

Section 5311 Funds/JARC/NF:	\$ 699,866.87	Total Administration Costs*: \$ 473,313.97
Title III-B Funds	\$ 74,201.01	Total Operating Costs: <u>\$871,731.05</u>
State Funds:	<u>\$ 50,416.00</u>	<b>Total Expenditures: \$1,345,045.02</b>
<b>Total State and Federal Funds:</b>	<b>\$ 824,483.88</b>	*Includes vehicle insurance costs.
Local Funds**:	<u>\$ 520,561.14</u>	Insurance Cost: \$65,033.89
<b>Total Funding:</b>	<b>\$1,345,045.02</b>	

**\*\*Local Funds represent 38.70% of Total Funds.**

**Rider Fares and Bus Donations = \$30,521.37**

Total Cost per Ride: \$11.08	State and Federal Cost per Ride: \$6.79
Total Cost per Mile: \$2.64	State and Federal Cost per Mile: \$1.62

**Yankton Transit - Yankton, South Dakota**

**Director: Velda Bentson**

Yankton Transit serves the City of Yankton. Service is provided upon request with 24-hour advance notice. Hours of service are Monday through Friday from 7:30am to 4:30pm. Yankton Transit is a Medicaid provider and has 21 vehicles in operation.

**Total Ridership and Miles Driven:**

		<b>Ride Type:</b>	
<b>Total Miles Driven:</b>	<b>223,977</b>	Medical:	15,800
		Employment:	41,477
		Nutrition:	16,741
		Social/Recreation:	14,977
		Education:	53,673
		Shopping:	5,363
		Other:	<u>612</u>
		<b>Total:</b>	<b>148,643</b>
<b>Ridership Characteristic:</b>			
Elderly:	20,644		
Disabled:	51,729		
Youth:	60,934		
General Public:	<u>15,336</u>		
<b>Total:</b>	<b>148,643</b>		

**Funding and Expenditures:**

Section 5311 Funds:	\$221,297.99	Total Administration Costs*:	\$110,978.38
Title III-B Funds	\$ 14,498.00	Total Operating Costs:	<u>\$374,003.54</u>
State Funds:	<u>\$ 35,202.00</u>	<b>Total Expenditures:</b>	<b>\$484,981.92</b>
<b>Total State and Federal Funds:</b>	<b>\$270,997.99</b>	*Includes vehicle insurance costs.	
Local Funds**:	<u>\$213,983.93</u>	Insurance Cost:	\$16,910.25
<b>Total Funding:</b>	<b>\$484,981.92</b>		

**\*\*Local Funds represent 44.12% of Total Funds.**

**Rider Fares and Bus Donations = \$117,904.24**

Total Cost per Ride:	\$3.26	State and Federal Cost per Ride:	\$1.82
Total Cost per Mile:	\$2.17	State and Federal Cost per Mile:	\$1.21

## Other Transit Program Statistics

### **FTA Section 5311 Rural Technical Assistance Program (RTAP)**

RTAP funds are used to provide training and technical assistance to rural transit operators and their driv-

### **FTA Section 5303 Urban Transit Planning Program**

\$373,725 in Section 5303 funds awarded to Sioux Falls and Rapid City Metropolitan Planning Organizations (MPOs) to conduct transit planning studies in FY 2011.

### **State Funds for Public Transportation in Urban Areas**

\$75,000 in State Funds were granted to the transit organizations in Rapid City and Sioux Falls. These organizations are direct recipients of funding from the Federal Transit Administration.

These State dollars help meet the local matching fund requirements of the Federal grants.

### **Drug and Alcohol Testing for Section 5311 Rural Public Transit Agencies**

Federal laws required Section 5311 Rural Public Transportation operators to conduct drug and alcohol testing of safety-sensitive employees starting in 1996. Six types of testing were required: pre-employment, random selection, post accident, reasonable suspicion, return-to-duty after testing positive, and follow-up testing on persons who previously tested positive.

	<b># Drug / Alcohol Tests Conducted in 2011</b>	<b>Negative for Drugs / Alcohol</b>	<b>Positive for Drugs / Alcohol</b>
<b>Pre-Employment</b>	<b>120</b>	<b>118</b>	<b>2</b>
<b>Random Selection</b>	<b>194</b>	<b>193</b>	<b>1</b>
<b>Post Accident</b>	<b>10</b>	<b>10</b>	<b>0</b>
<b>Reasonable Suspicion</b>	<b>0</b>	<b>0</b>	<b>0</b>
<b>Return to Duty</b>	<b>0</b>	<b>0</b>	<b>0</b>
<b>Follow-Up</b>	<b>0</b>	<b>0</b>	<b>0</b>



---

**South Dakota Department of Transportation  
Division of Finance & Management  
Office of Air, Rail and Transit  
700 East Broadway Avenue  
Pierre, South Dakota 57501-2586  
Melissa.Hull@state.sd.us—605/773-7038  
Nancy.Surprenant@state.sd.us—605/773-4169**

200 copies of this book were printed at \$1.49 per book.

---