



Transit Statistical Report

Public, Specialized, Urban, and Tribal Transportation

**FISCAL YEAR
2024**

Prepared by the
South Dakota Department of Transportation
Division of Finance and Management
Office of Air, Rail and Transit
700 E Broadway Avenue
Pierre, SD 57501

Table of Contents

Executive Summary 3

Statewide Statistics 6

Specialized Transportation Statistics 7

Rural Transportation Statistics 8

Funding Sources of Rural Transit Systems..... 9

South Dakota Rural Transit Statistics.....10

Tribal and Urban Transit Systems23

Tribal Transit Systems.....24

Urban Transit Systems30

Dakota Transit Association Conference32

DTA Driver Training and Rodeo33

Please send any questions or comments to:



South Dakota Department of Transportation
Division of Finance and Management-
Office of Air, Rail and Transit
700 East Broadway Avenue
Pierre, South Dakota
57501-2586
605-773-3574

The Transit Statistical Report is prepared by the South Dakota Department of Transportation (SDDOT) to provide citizens, transportation providers, public officials, and other stakeholders with an overview of transit in South Dakota. This report also provides a summary of transportation programs along with detailed operational and financial data.

This report is published annually and condenses the fiscal year administration and operational data for rural, specialized, intercity, urban, and tribal transit providers in South Dakota. The report is published largely to provide information about the performance of the transit programs for the fiscal year. The report is distributed and available to state and local officials, support agencies, boards of directors, and the public.

Transit providers are a key element in the successful implementation of numerous state goals and objectives identified in the Transit State Management Plan as they improve the mobility of individuals for purposes of nutrition, health care, shopping, education, recreation, and public services. Transit providers range in size from those that provide daily fixed route and demand-response services with schedules and destinations determined on a day-to-day basis.

The SDDOT Office of Air, Rail, and Transit administers federal and state funds to support public and specialized transportation service providers in South Dakota. These programs include:

Section 5304 provides statewide rural planning and research. At the state's discretion, the funds may be used for statewide planning, technical assistance, planning support, research, and development for non-urbanized areas.

Section 5310 provides capital grants and operating funds to eligible subrecipients to support transportation for seniors and individuals with disabilities for rural and urban areas.

Section 5311 provides capital, administration, and operating grants for transit providers in non-urbanized areas (less than 50,000 population). One of the main goals of Section 5311 funding is to enhance access for people in non-urbanized areas to health care, shopping, education, employment, public services, and recreation.

Section 5311(b)(3) Rural Technical Assistance Program (RTAP) provides funds to support the training and technical assistance needs of rural transit operators and drivers.

Section 5339 provides capital funding through formula and discretionary funds to replace, rehabilitate, and purchase buses and related equipment and to construct bus related facilities to provide public transportation for rural and urban areas.

State Funds are funded through the state legislature to help meet the local matching fund

requirements of subrecipients receiving Section 5307 and 5311 funds.

Title III-B SDDOT and the South Dakota Department of Human Services, Division of Long-Term Services and Supports (LTSS) work in close coordination on matters pertaining to transportation services for people who are elderly or have disabilities. Each year, LTSS provides funds which are dispersed through the SDDOT to offset transportation costs for some agencies. Transportation is considered a supportive function eligible through Title III-B.

Note: Urban and tribal providers receive funds directly from the Federal Transit Administration (FTA) for both operations and capital expenditures.



Legend:

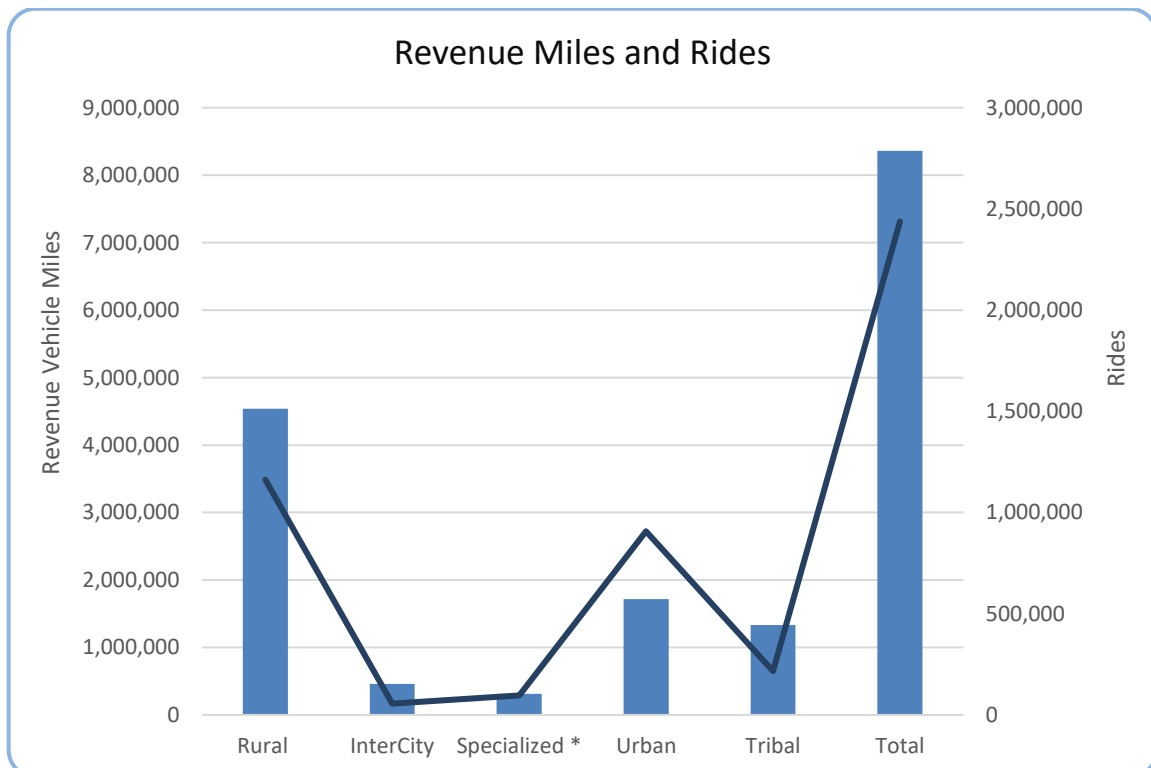
- ★ Aberdeen Rideline - 605-626-3333
- ▲ Brandon Transit - 605-266-6518
- ◆ Brookings Transit - 605-692-5416
- ◆ Community Transit of Watertown and Sisseton - Watertown 605-882-5287 - Sisseton 605-698-7514
- ★ Groton 605-397-8661 - Redfield 605-472-1552
- ▲ Dell Rapids Transit - 605-624-7433
- East Dakota Transit (Madison) - 605-256-6518
- Ogala Sioux Transit - 605-967-2332
- ◆ Palace Transit - 605-995-8440
- ◆ Peoples Transit - 605-353-0100
- ★ Prairie Hills Transit - 605-642-6613
- ★ River Cities Transit - 605-945-3166
- Yankton Sioux Tribe Transit - 605-384-5050
- ★ ROCS - 605-487-7635
- ★ Rosebud Transit - 605-747-2718
- + Sisseton Walperton Oyate - 605-686-8355
- + Southeast Public Transit - 605-665-4610
- + Standing Rock Public Transit - 701-854-6090
- + Yankton Sioux Tribe Transit - 605-384-5050

September 2025

Transit in South Dakota



	Revenue Vehicle Miles	Rides
Rural	4,537,826	1,161,964
InterCity	461,788	55,923
Specialized*	312,914	96,139
Urban**	1,717,240	907,590
Tribal***	1,333,432	215,928
Total	8,363,200	2,437,544
<p>*Adult Day Care of the Black Hills did not report. **Includes Rapid City and Sioux Falls public transit, Community Coordinated Transportation Systems, and Prairie Hills Transit Urban. ***Numbers are for 2023 activity.</p>		

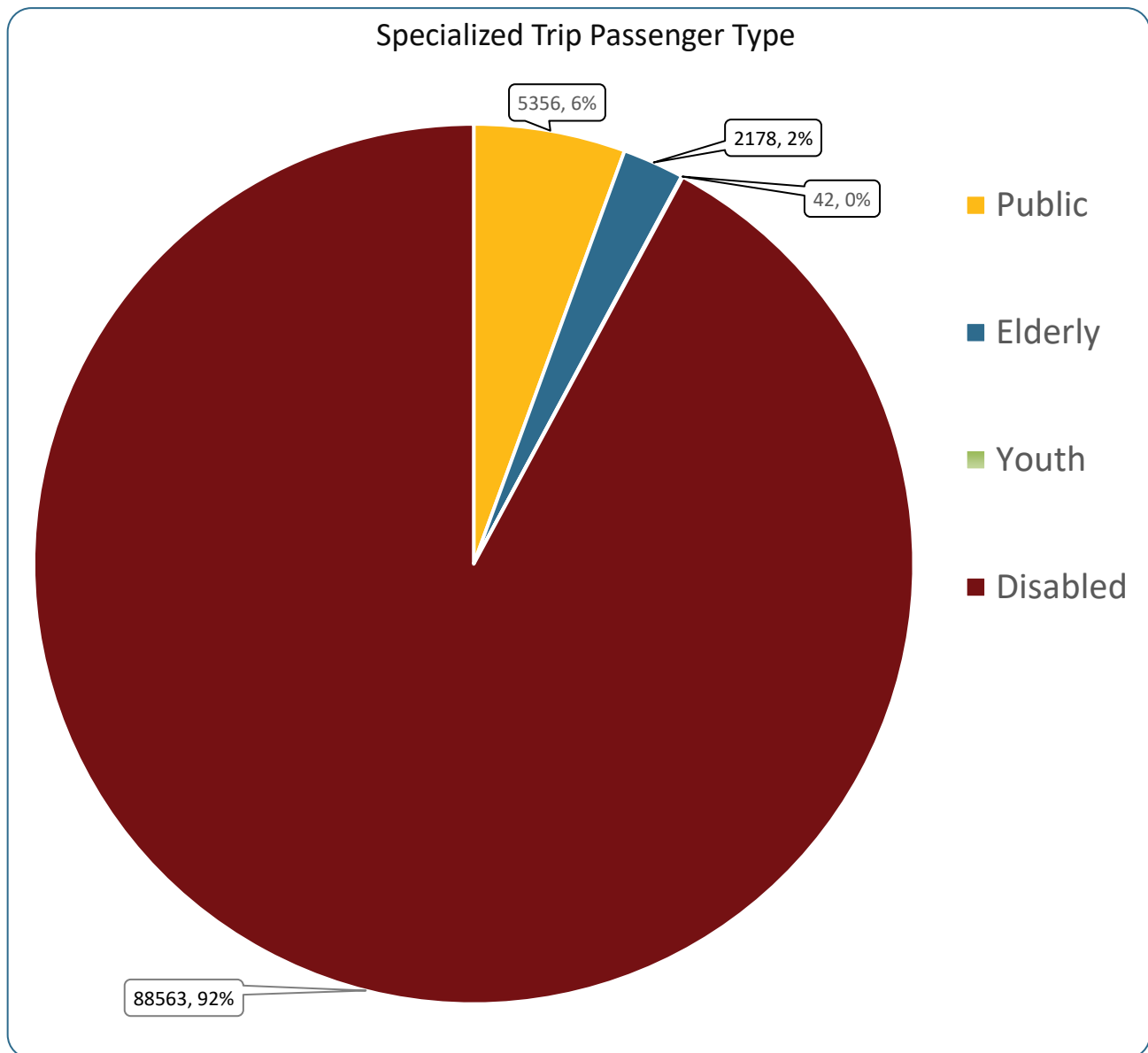




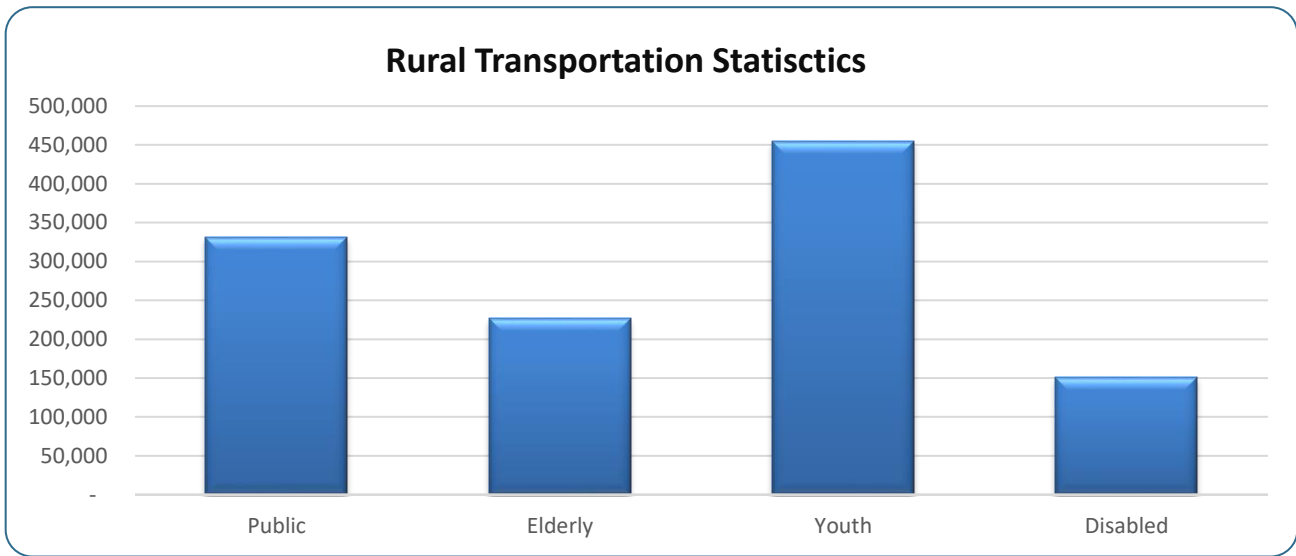
Specialized Transportation Statistics

In FY 2024, 7 specialized agencies with 52 active vehicles were funded under FTA Section 5309, 5339, or 5310 programs that provided specialized transportation in South Dakota.

The chart below indicates trips taken by passenger types. Individuals with disabilities were the major users of specialized transportation services in South Dakota during Fiscal Year 2024.



*Adult Day Center of the Black Hills did not report.



During Fiscal Year 2024, 13 organizations provided rural public demand-response transportation services in South Dakota. These organizations operated 396 vehicles. These agencies are funded through Section 5311, 5310, and 5339 for operations and capital.

The above chart indicates the population served. Youth and the general public were the major users of rural transportation services in South Dakota during this reporting Fiscal Year

The trip characteristics for these rides are medical, employment, nutrition, social, education, and shopping in the rural areas of South Dakota.

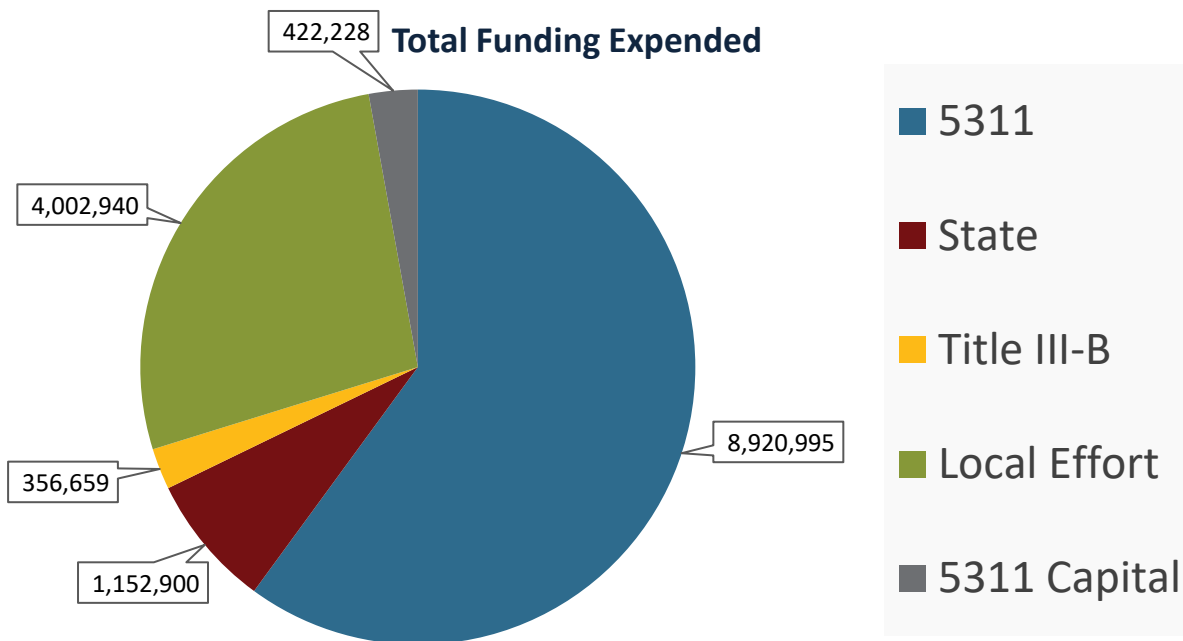


Funding Sources of Rural Transit Systems

5311	5311 Capital	State (Rural)	Title III-B	Local Effort* (other than state and Title IIIB)	Total Expended
\$8,920,995	\$422,228	\$1,152,900	\$356,659	\$4,002,940	\$14,855,721

These funds are used by public transit providers to assist with the operational and administrative costs of doing business. These costs include, but are not limited to, employee wages, fuel, and supplies.

The Section 5311 program consists of project administration expenses, capital, and operating expenses. Administration expenses are considered “non-operating” and are funded at 82.82% federal share. Operating expenses are funded at 51.76% federal share of the net operating expenses. Operating expenses are considered those costs directly related to system operation. Net operating expenses remain after operating revenues are subtracted from eligible operating expenses. Capital expenses are funded at 80% or 85% federal.



* “Local effort” for this report may include contracts with other agencies, revenue generated from advertising, fares, Medicaid, and other sources of local funds from the communities served. The total local effort does not take into consideration state funds or Title III-B Funds. These two funds are an allowable source of local match.



Aberdeen Ride Line- Aberdeen, South Dakota



Address: 205 North 4th St., Aberdeen, SD 57401
 Phone: (605) 626-3333
 Contact: Rich Krokell
 Email: rich.krokell@aberndeen.sd.us
 Website: www.aberndeen.sd.us

System Characteristics

Service Type: Demand Response
 Service Hours: (M-F) 7:15 a.m. - 6:30 p.m.
 Fare Structure: \$2 one-way
 Service Area: City of Aberdeen +2.5 miles of city limits

Ridership Characteristics

Elderly	12,091
Disabled	6,054
Youth	32,518
<u>Public</u>	<u>15,703</u>
Total	66,366

Ride Type

Medical	8,169
Employment	14,696
Nutrition	0
Social	8,586
Education	29,121
Shopping	5,331
<u>Other</u>	<u>463</u>
Total	66,366

Funding and Expenditures

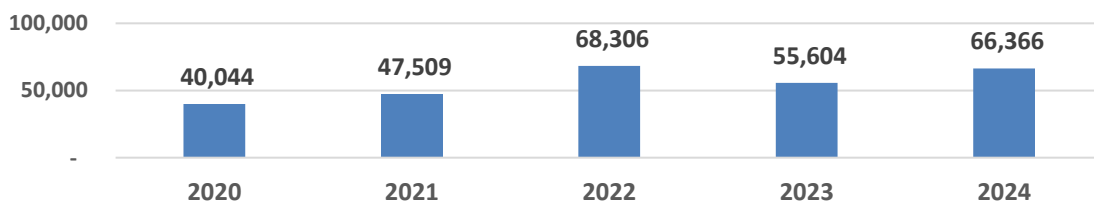
Section 5311	\$ 365,255
Section 5311 Capital	\$ 22,000
Revenue	\$ 299,473
Local Match	\$ 174,298
<u>Title III-B Funds</u>	<u>\$ 15,196</u>
Total	\$ 876,222

State Funds	\$ 77,746
-------------	-----------

Total Revenue Hours	19,056
Total Revenue Miles	192,563

Total Cost Per Ride	\$ 13.20
Total Cost Per Mile	\$ 4.55
State & Federal Cost Per Ride	\$ 7.24
State & Federal Cost per Mile	\$ 2.49

Ridership FY20-24



Brandon Transit- Brandon, South Dakota

Brandon City Transit

Address: 304 Main St. Brandon, SD 57005
 Phone: (605) 582-3553
 Contact: Andrea Irwin
 Email: airwin@rocsinc.org
 Website: www.cityofbrandon.org

System Characteristics

Service Type: Demand Response
 Service Hours: (M-F) 8:00 a.m. - 3:30 p.m.
 Fare Structure: \$2.00 one-way
 Service Area: City of Brandon

Ridership Characteristics

Elderly 3,526
 Disabled 1,538
 Youth 5,344
Public 393
 Total 10,801

Ride Type

Medical 1,184
 Employment 1,917
 Nutrition 61
 Social 505
 Education 5,197
 Shopping 1,937
Other 0
 Total 10,801

Funding and Expenditures

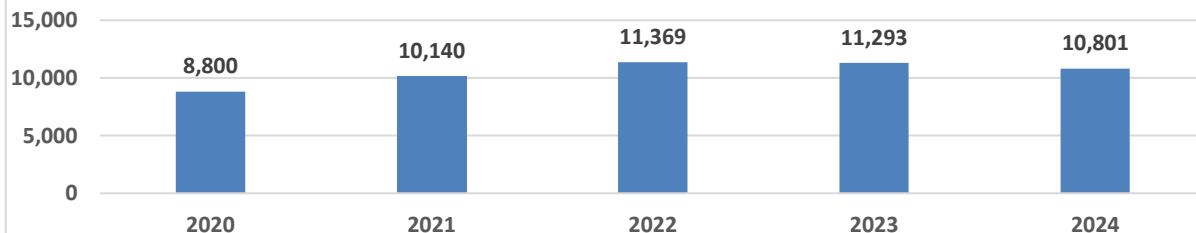
Section 5311 \$ 76,462
 Section 5311 Capital \$ 2,344
 Revenue \$ 19,596
 Local Match \$ 19,184
Title III-B Funds \$ 1,131
 Total \$118,717

State Funds \$ 34,302

Total Cost Per Ride \$ 10.99
 Total Cost Per Mile \$ 5.01
 State & Federal Cost Per Ride \$ 10.58
 State & Federal Cost per Mile \$ 4.82

Total Revenue Hours 19,930
 Total Revenue Miles 23,717

Ridership FY20-24



Brookings Area Transit Authority - Brookings, South Dakota



Address: 1313 Western Ave. Brookings, SD 57006
Phone: (605) 692-5416
Contact: Travis Bortnem
Email: tbortnem@atabus.com
Website: www.batabus.com

System Characteristics

Service Type: Demand Response
Service Hours: (M-F) 5:00 a.m. - 11:00 p.m.
Fare Structure: \$3 one-way trip
Service Area: Brookings, Aurora, Volga, Sinai, Bruce, Bushnell, White, Flandreau, Estelline, Elkton, Freeman, Arlington, Menno, Bridgewater, Marion, Salem, Parkston, Olivette & Canistota

Ridership Characteristics

Elderly	22,173
Disabled	24,085
Youth	52,014
<u>Public</u>	<u>55,565</u>
Total	153,837

Ride Type

Medical	17,082
Employment	27,546
Nutrition	7,022
Social	46,217
Education	46,210
Shopping	9,748
<u>Other</u>	<u>12</u>
Total	153,837

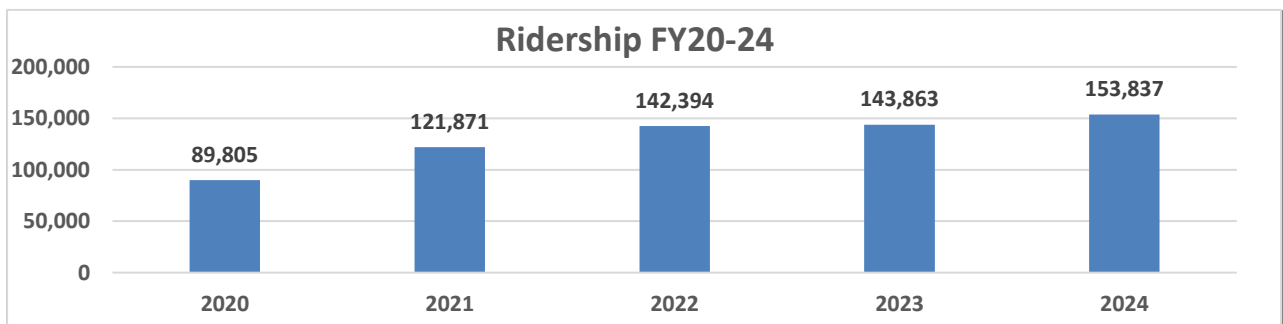
Funding and Expenditures

Section 5311	\$ 842,431
Section 5311 Capital	\$ 31,430
Revenue	\$ 566,407
Local Match	\$ 351,563
<u>Title III-B Funds</u>	<u>\$ 19,883</u>
Total	\$1,811,714

State Funds	\$ 123,776
--------------------	------------

Total Revenue Hours	34,595
Total Revenue Miles	464,407

Total Cost Per Ride	\$ 11.78
Total Cost Per Mile	\$ 3.90
State & Federal Cost Per Ride	\$ 6.61
State & Federal Cost per Mile	\$ 2.19



Community Transit of Watertown/Sisseton, Inc.

Watertown, South Dakota



Address: 205 1st Ave. NE Watertown, SD 57201 and
811 4th Ave. East Sisseton, SD 57262
Phone: (605) 882-5287
Contact: Terry Hoffman & Kathy Holman
Email: Terry@communitytransitws.com &
Kathy@communitytransitws.com
Website: www.communitytransitws.com

System Characteristics

Service Type: Demand Response
Service Hours: Varies by community.
Fare Structure: One-way trip fee varies by community. Out of town varies based on mileage and passengers.
Service Area: Groton, Lennox, Campbell, McPherson, Edmunds, Marshall, Day, Roberts, Grant, Codington, Faulk, and the towns of Groton, Lennox

Ridership Characteristics

Elderly	50,673
Disabled	17,159
Youth	80,492
Public	<u>42,754</u>
Total	191,078

Ride Type

Medical	30,237
Employment	37,887
Nutrition	13,974
Social	12,320
Education	74,527
Shopping	22,133
Other	<u>0</u>
Total	191,078

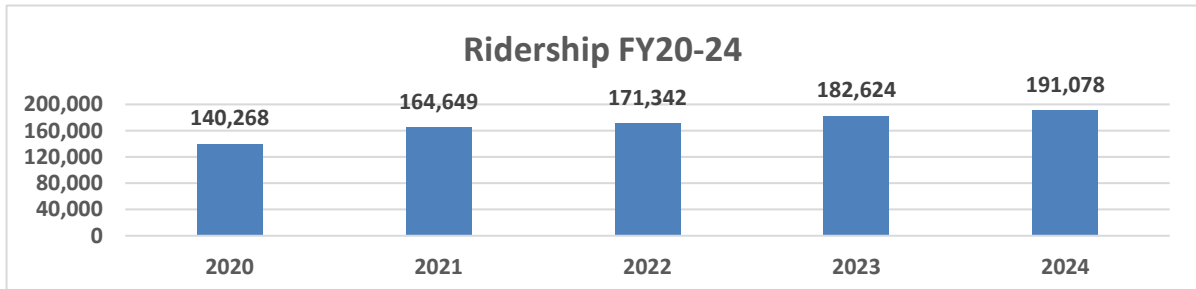
Funding and Expenditures

Section 5311	\$1,290,719
Section 5311 Capital	\$ 58,374
Revenue	\$ 552,939
Local Match	\$ 525,646
Title III-B Funds	<u>\$ 47,195</u>
Total	\$2,474,873

State Funds	\$ 155,561
--------------------	------------

Total Revenue Hours	65,254
Total Revenue Miles	830,399

Total Cost Per Ride	\$ 12.95
Total Cost Per Mile	\$ 2.98
State & Federal Cost Per Ride	\$ 8.12
State & Federal Cost per Mile	\$ 1.87



East Dakota Transit- Madison, South Dakota



Address: 820 SW 7th St., Madison, SD 57042
Phone: (605) 256-5810
Contact: Andrea Irwin
Email: airwin@rocsinc.org
Website: www.eastdakotatransit.org

System Characteristics

Service Type: Demand Response
Service Hours: (M-F) 8:00 a.m. - 4:00 p.m.
Fare Structure: \$2 per one-way trip
Service Area: City of Madison

Ridership Characteristics

Elderly	2,150
Disabled	5,831
Youth	4,795
Public	<u>645</u>
Total	13,421

Ride Type

Medical	1,149
Employment	6,696
Nutrition	18
Social	218
Education	5,020
Shopping	320
Other	<u>0</u>
Total	13,421

Funding and Expenditures

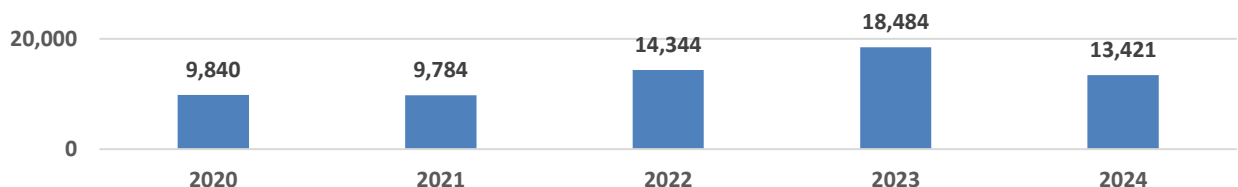
Section 5311	\$ 110,479
Section 5311 Capital	\$ 2,335
Revenue	\$ 79,744
Local Match	\$ 38,310
Title III-B Funds	<u>\$ 4,809</u>
Total	\$ 235,677

State Funds	\$ 33,687
--------------------	-----------

Total Cost Per Ride	\$ 17.56
Total Cost Per Mile	\$ 9.18
State & Federal Cost Per Ride	\$ 11.27
State & Federal Cost per Mile	\$ 5.89

Total Revenue Hours	4,217
Total Revenue Miles	25,681

Ridership FY20-24



Palace Transit-Mitchell, South Dakota



Address: 300 West 1st Ave. Mitchell, SD 57301
Phone: (605) 995-8440
Contact: Jessica Pickett
Email: jessica.pickett@cityofmitchellsd.gov
Website: www.cityofmitchellsd.gov

System Characteristics

Service Type: Demand Response
Service Hours: (M-F) 5:30 a.m. - 8:00 p.m.
 (Sat.) 7:00 a.m.- 4:00 p.m.
 (Sun.) 7:00 a.m. - 2:00 p.m.
Fare Structure: \$2-\$3 per one-way trip
Service Area: City of Mitchell

Ridership Characteristics

Elderly	17,651
Disabled	23,380
Youth	35,556
<u>Public</u>	<u>11,140</u>
Total	87,727

Ride Type

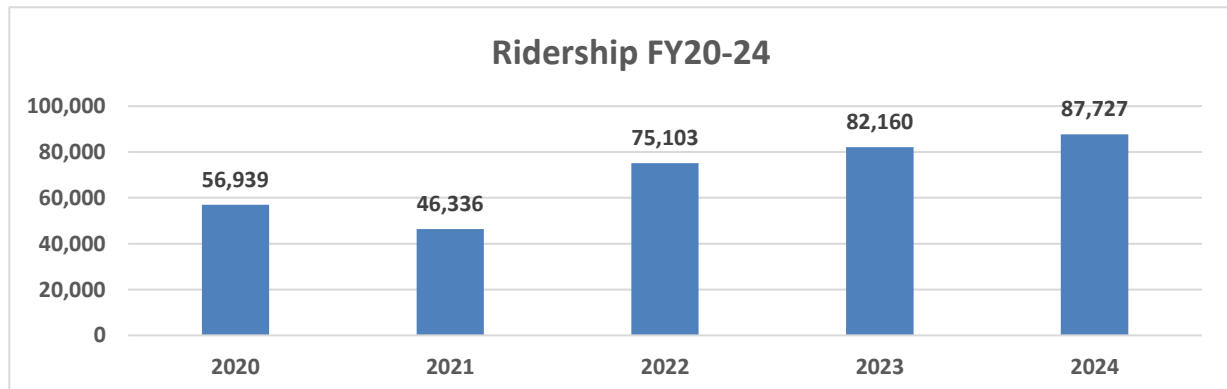
Medical	12,424
Employment	20,204
Nutrition	784
Social	20,745
Education	30,162
Shopping	3,408
<u>Other</u>	<u>0</u>
Total	87,727

Funding and Expenditures

Section 5311	\$ 572,870
Section 5311 Capital	\$ 18,547
Revenue	\$ 227,564
Local Match	\$ 283,838
<u>Title III-B Funds</u>	<u>\$ 19,697</u>
Total	\$1,122,516

State Funds	\$ 80,056
--------------------	-----------

Total Cost Per Ride	\$ 12.80
Total Cost Per Mile	\$ 5.97
State & Federal Cost Per Ride	\$ 7.88
State & Federal Cost per Mile	\$ 3.68



People's Transit-Huron, South Dakota



Address: 120 Wyoming SW, Huron, SD 57350
 Phone: (605) 353-0100
 Contact: Gayle Kludt
 Email: gayle.peoplestransit@midconetwork.com
 Website: www.peoplestransithuron.com

System Characteristics

Service Type: Demand Response
Service Hours: (M-F) 6:00 a.m. - 6:00 p.m.
Fare Structure: Youth \$2.50
 Adult \$3.50
Service Area: Beadle & Sanborn Counties

Ridership Characteristics

Elderly 17,372
Disabled 8,318
Youth 32,036
Public 15,972
Total 73,698

Ride Type

Medical 17,211
Employment 14,028
Nutrition 2,666
Social 3,070
Education 26,012
Shopping 10,697
Other 14
Total 73,698

Funding and Expenditures

Section 5311 \$ 397,489
Section 5311 Capital \$ 17,480
Revenue \$ 159,695
Local Match \$ 187,252
Title III-B Funds \$ 19,096
Total \$ 781,012

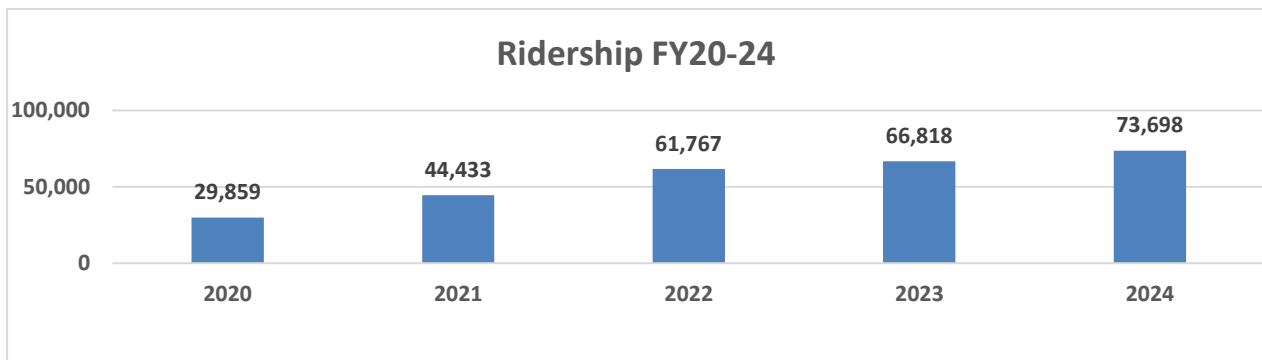
State Funds \$ 78,027

Total Cost Per Ride \$ 10.61

Total Cost Per Mile \$ 3.27

State & Federal Cost Per Ride \$ 6.96

State & Federal Cost per Mile \$ 2.14



Prairie Hills Transit- Spearfish, South Dakota



Address: 2015 Tumble Weed Trail, Spearfish, SD 57783
Phone: (605) 642-6668
Contact: Barb Cline
Email: bkcline@prairiehillstransit.com
Website: www.prairiehillstransit.com

System Characteristics

Service Type: Demand Response
Service Hours: Varies by community.
Fare Structure: \$2-\$2.50 local trip
Service Area: Lawrence, Meade, Custer, Fall River, Butte, Perkins, Harding, Corson, and Pennington County

Ridership Characteristics

Elderly	22,092
Disabled	10,147
Youth	41,835
Public	<u>55,851</u>
Total	129,925

Ride Type

Medical	20,509
Employment	29,705
Nutrition	2,616
Social	29,669
Education	34,129
Shopping	13,208
Other	<u>89</u>
Total	129,925

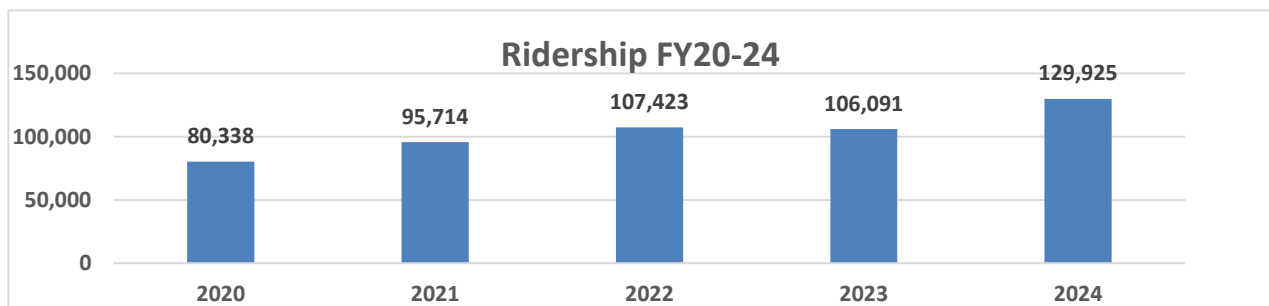
Funding and Expenditures

Section 5311	\$1,184,626
Section 5311 Capital	\$ 27,496
Revenue	\$ 494,941
Local Match	\$ 505,355
Title III-B Fund	<u>\$ 103,803</u>
Total	\$ 2,316,221

State Funds	\$ 124,093
--------------------	------------

Total Revenue Hours	46,299
Total Revenue Miles	583,516

Total Cost Per Ride	\$ 17.83
Total Cost Per Mile	\$ 3.97
State & Federal Cost Per Ride	\$ 11.08
State & Federal Cost per Mile	\$ 2.47



River Cities Public Transit- Pierre, South Dakota



Address: 1600 East Dakota Ave. Pierre, SD 57501
Phone: (605) 945-2360
Contact: Ron Baumgart
Email: rbaumgart@rcptransit.com
Website: www.rcptransit.com

System Characteristics

Service Type: Demand Response
Service Hours: 24-7
Fare Structure: \$2 + \$0.25 per mile for
prescheduled rides
Service Area: Hughes, Stanley, Hand, Hyde,
Dewey Ziebach, Haakon, East
Pennington, Jones, Lyman, N.
Jackson, Bennett, Potter, and
Sully County

Ridership Characteristics

Elderly	29,891
Disabled	8,233
Youth	105,045
Public	<u>89,124</u>
Total	232,293

Ride Type

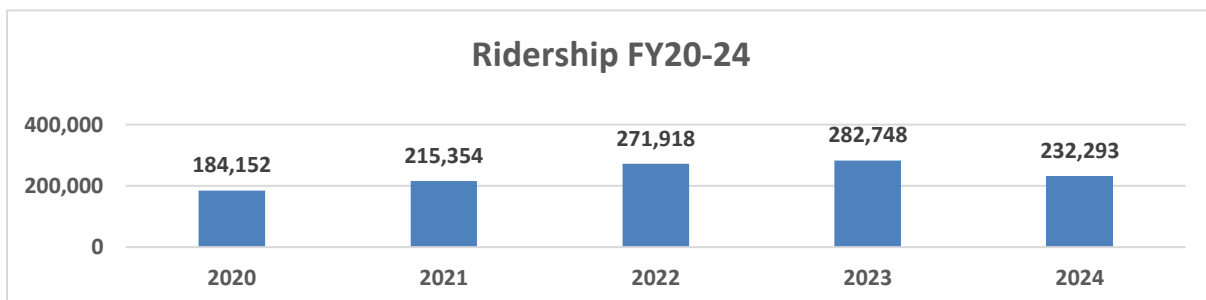
Medical	17,982
Employment	42,354
Nutrition	5,927
Social	56,431
Education	99,527
Shopping	9,903
Other	<u>169</u>
Total	232,293

Funding and Expenditures

Section 5311	\$ 2,428,493
Section 5311 Capital	\$ 160,521
Revenue	\$ 1,268,724
Local Match	\$ 1,156,769
Title III-B Funds	<u>\$ 51,869</u>
Total	\$ 5,066,376

State Funds	\$ 188,119
--------------------	------------

Total Cost Per Ride	\$ 21.81
Total Cost Per Mile	\$ 5.37
State & Federal Cost Per Ride	\$ 12.18
State & Federal Cost per Mile	\$ 3.00



Rural Office of Community Services- Wagner, South Dakota



Address: 107 S. Main Avenue Wagner, SD 57380
Phone: (605) 384-3883
Contact: Andrea Irwin
Email: airwin@rocsinc.org
Website: www.rocsinc.org/transit

System Characteristics

Service Type: Demand Response
Service Hours: (M-F) 8:00 a.m. - 4:30 p.m.
Fare Structure: Varies by community.
Service Area: Aurora, Bon Homme, Brule, Charles Mix, Douglas, Gregory, Jerauld, Kingsbury, Lincoln, Lyman, McCook, Miner, Moody, Minnehaha, Tripp, Turner, Hutchinson, Davison, & Union Counties

Ridership Characteristics

Elderly	27,743
Disabled	10,836
Youth	42,098
Public	<u>6,226</u>
Total	86,903

Ride Type

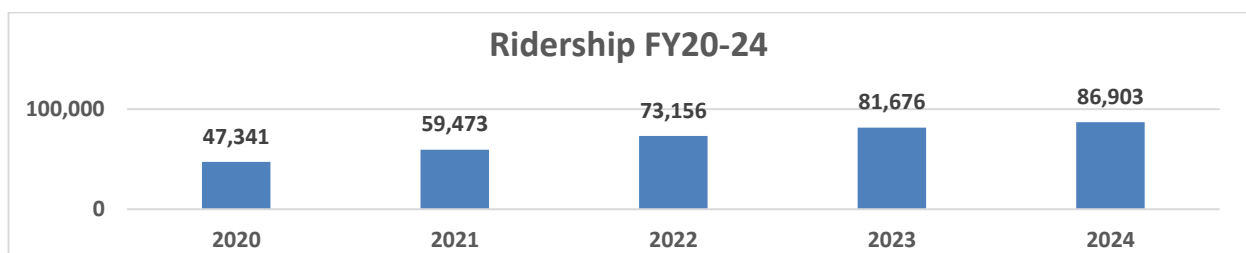
Medical	16,922
Employment	7,095
Nutrition	5,604
Social	6,459
Education	42,052
Shopping	8,771
Other	<u>0</u>
Total	86,903

Total Revenue Hours	43,569
Total Revenue Miles	776,186

Funding and Expenditures

Section 5311	\$ 866,577
Section 5311 Capital	\$ 46,708
Revenue	\$ 917,047
Local Match	\$ 442,103
Title III-B Funds	<u>\$ 42,822</u>
Total	\$2,315,257

State Funds	\$ 111,965
Total Cost Per Ride	\$ 26.64
Total Cost Per Mile	\$ 2.98
State & Federal Cost Per Ride	\$ 12.29
State & Federal Cost per Mile	\$ 1.38



Standing Rock Public Transit- Fort Yates, North Dakota



Address: 9299 HWY 24 Fort Yates, ND 58538
Phone: (701) 854-8090
Contact: Pam Ternes
Email: pam.ternes@sittingbull.edu
Website: www.sittingbull.edu/sitting-bull-college/community/transport

System Characteristics

Service Type: Demand Response
Service Hours: (M-F) 6:00 a.m. - 6:00 p.m.
Fare Structure: \$5 one-way
Service Area: Corson and Walworth
 Counties in South Dakota

Ridership Characteristics

Elderly	1,404
Disabled	100
Youth	152
<u>Public</u>	<u>3,956</u>
Total	5,612

Ride Type

Medical	488
Employment	4,015
Nutrition	0
Social	0
Education	647
Shopping	131
<u>Other</u>	<u>331</u>
Total	5,612

Funding and Expenditures

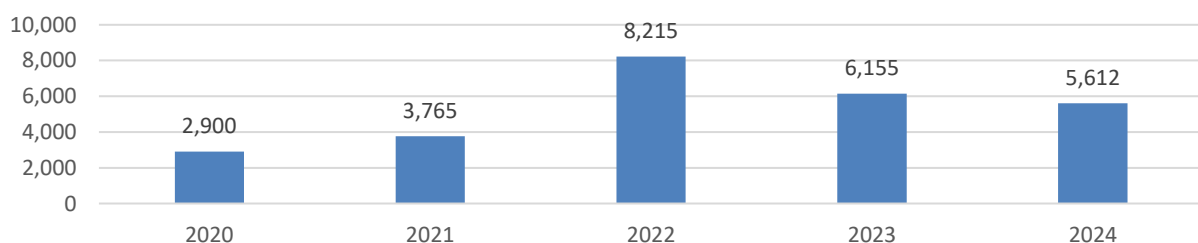
Section 5311	\$ 123,233
Section 5311 Capital	\$ 2,306
Revenue	\$ 18,537
Local Match	\$ 49,259
<u>Title III-B Funds</u>	<u>\$ 0</u>
Total	\$ 193,335

State Funds	\$ 31,742
--------------------	-----------

Total Revenue Hours	1,736
Total Revenue Miles	56,689

Total Cost Per Ride	\$ 34.45
Total Cost Per Mile	\$ 3.41
State & Federal Cost Per Ride	\$ 28.03
State & Federal Cost per Mile	\$ 2.77

Ridership FY20-24



Vermillion Public Transit- Vermillion, South Dakota



Address: 604 ½ High St. Vermillion, SD 57069
Phone: (605) 624-7433
Contact: Barb Ballensky
Email: barbb@septransit.com
Website: www.septransit.com

System Characteristics

Service Type: Demand Response
Service Hours: (M-F) 8:00 a.m. - 5:00 p.m.
Fare Structure: Call for fare
Service Area: Vermillion, Burbank, and Meckling

Ridership Characteristics

Elderly	3,287
Disabled	12,383
Youth	975
Public	<u>15,156</u>
Total	31,801

Ride Type

Medical	2,416
Employment	15,078
Nutrition	165
Social	1,207
Education	146
Shopping	12,789
<u>Other</u>	<u>0</u>
Total	31,801

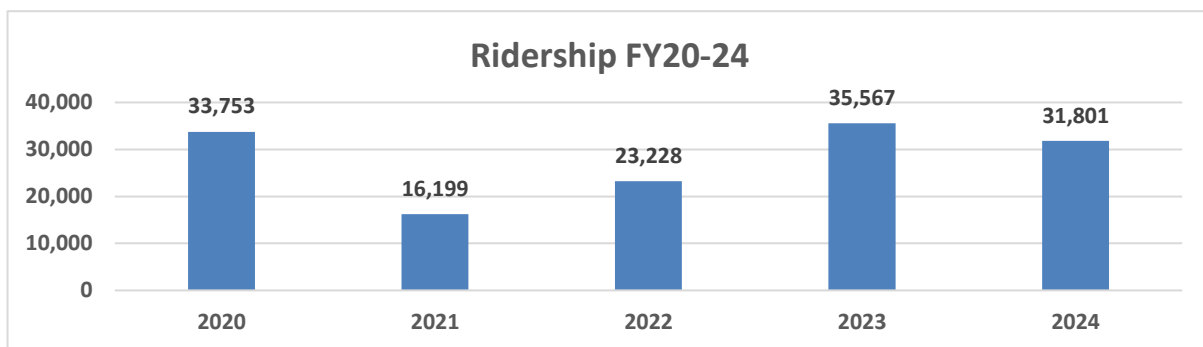
Funding and Expenditures

Section 5311	\$ 218,592
Section 5311 Capital	\$ 5,716
Revenue	\$ 34,683
Local Match	\$ 73,543
Title III-B Funds	<u>\$ 16,660</u>
Total	\$ 349,194

State Funds	\$ 44,966
--------------------	-----------

Total Cost Per Ride	\$ 10.98
Total Cost Per Mile	\$ 8.19
State & Federal Cost Per Ride	\$ 8.99
State & Federal Cost per Mile	\$ 6.71

Total Revenue Hours	4,268
Total Revenue Miles	42,622



Merged with Yankton Transit on July 1st, 2024, to form Southeast Public Transit

Yankton Transit- Yankton, South Dakota



Address: 901 East 7th St. Yankton, SD 57078
Phone: (605) 665-4610
Contact: Ron Baumgart
Email: rbaumgart@rcptransit.com
Website: www.septransit.com

System Characteristics

Service Type: Demand Response
Service Hours: (M-F) 5:00 a.m. – 5:00 p.m.
Fare Structure: \$2.50 one-way trip
Service Area: City of Yankton and Yankton County

Ridership Characteristics

Elderly	15,228
Disabled	22,445
Youth	21,633
Public	<u>19,196</u>
Total	78,502

Ride Type

Medical	15,836
Employment	28,063
Nutrition	1,077
Social	9,962
Education	19,291
Shopping	4,273
<u>Other</u>	<u>0</u>
Total	78,502

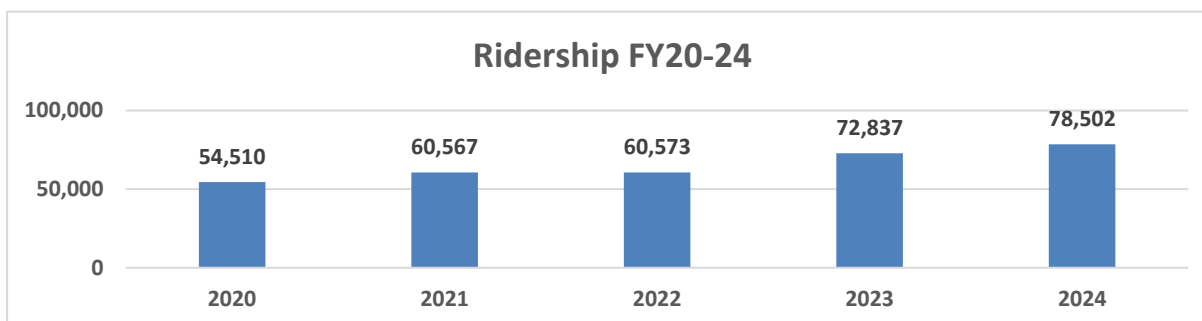
Funding and Expenditures

Section 5311	\$ 443,769
Section 5311 Capital	\$ 26,971
Revenue	\$ 135,114
Local Match	\$ 195,819
<u>Title III-B Funds</u>	<u>\$ 14,498</u>
Total	\$ 816,171

State Funds	\$ 68,861
-------------	-----------

Total Revenue Hours	14,470
Total Revenue Miles	170,733

Total Cost Per Ride	\$ 10.40
Total Cost Per Mile	\$ 4.78
State & Federal Cost Per Ride	\$ 7.06
State & Federal Cost per Mile	\$ 3.25

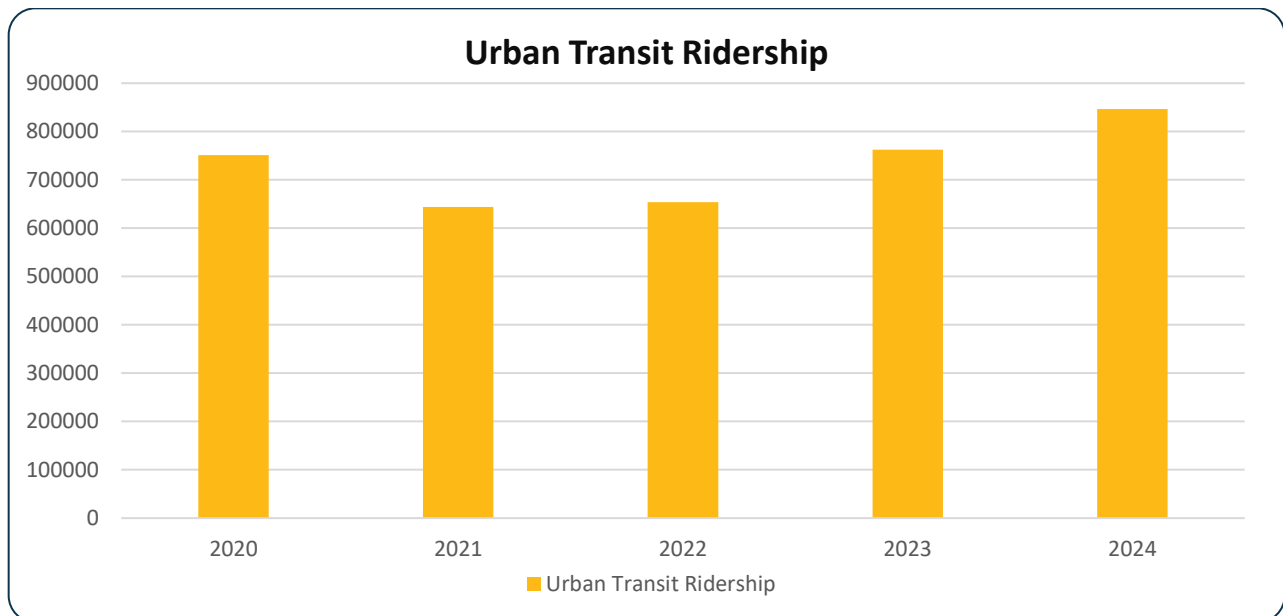
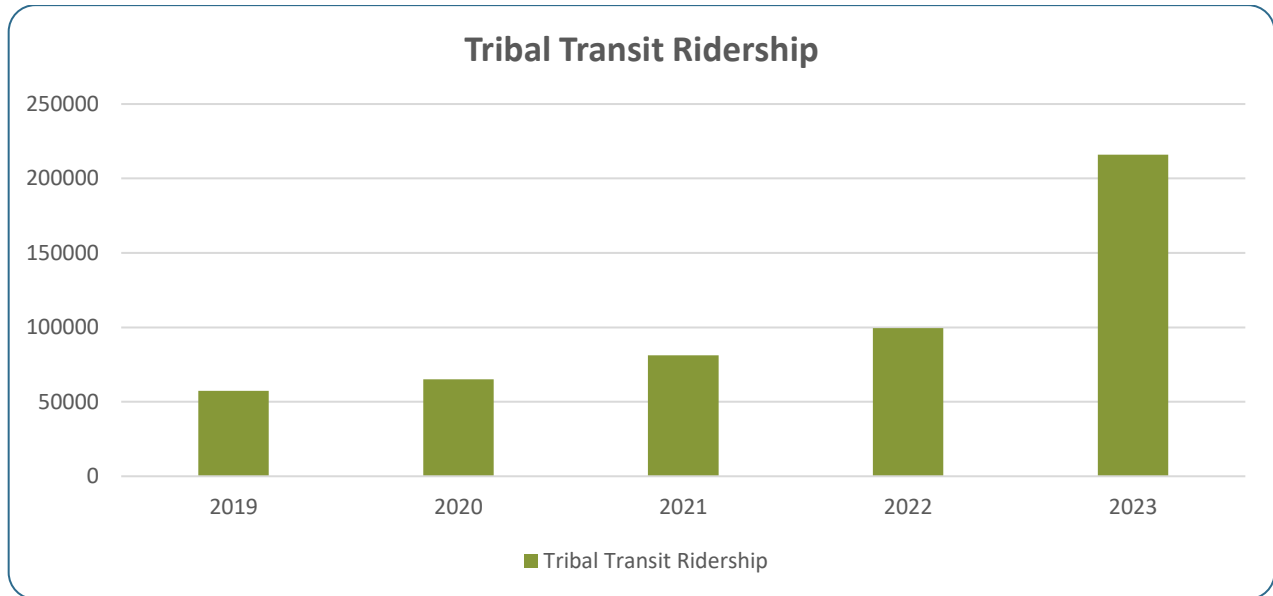


Merged with Vermillion Transit on July 1st, 2024, to form Southeast Public Transit



Tribal and Urban Transit Systems

Tribal and Urban Transit providers in South Dakota receive their funding and oversight directly from the FTA. Those who choose to participate in the SDDOT's Transit Asset Management Plan have biannual asset reviews. SDDOT provides additional program assistance when requested.



The urban chart includes Rapid Transit System and Sioux Area Metro ridership.

Cheyenne River Sioux Tribe Transit



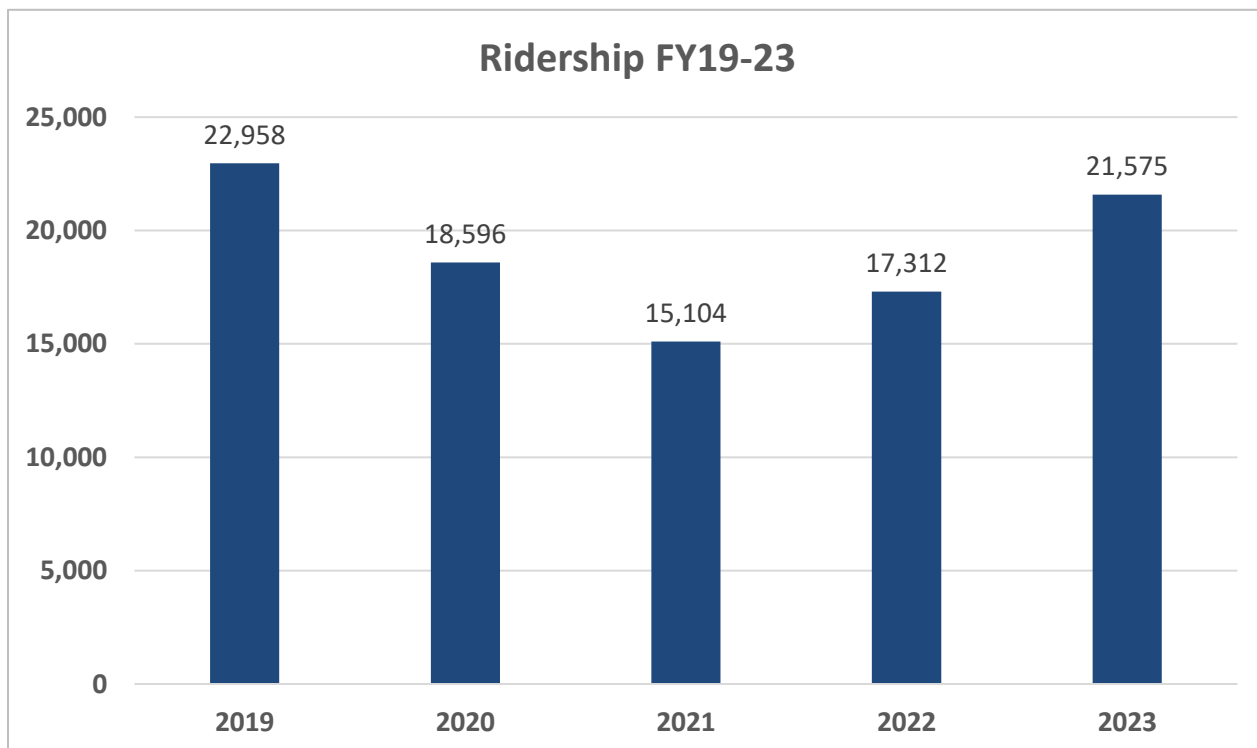
Address: PO Box 590 Eagle Butte, SD 57625
 Phone: (605) 964-7433
 Contact: Dakota Long Brake
 Email: dlongbrake@lakotanetwork.com
 Website: www.cheyenneriversiouxtribe.org/departement-of-transportation

System Characteristics

Service Type: Demand Response
Service Hours: 5am-6pm M-F
 6am-3pm Saturday
Fare Structure: \$2 one-way
Service Area: Cheyenne River

Ridership Characteristics

Total Revenue Miles 272,010
Total Revenue Hours 13,514
Total Passenger Trips 21,575



Lower Brule Sioux Tribe – Red Tail Express



Address: 187 Oyate Circle, Lower Brule, SD 57548
Phone: (605)473-5561
Contact: Tim Azure
Email: timazure@lowerbrule.net
Website: <https://www.lowerbrulesiouxtribe.com/copy-of-icwa>

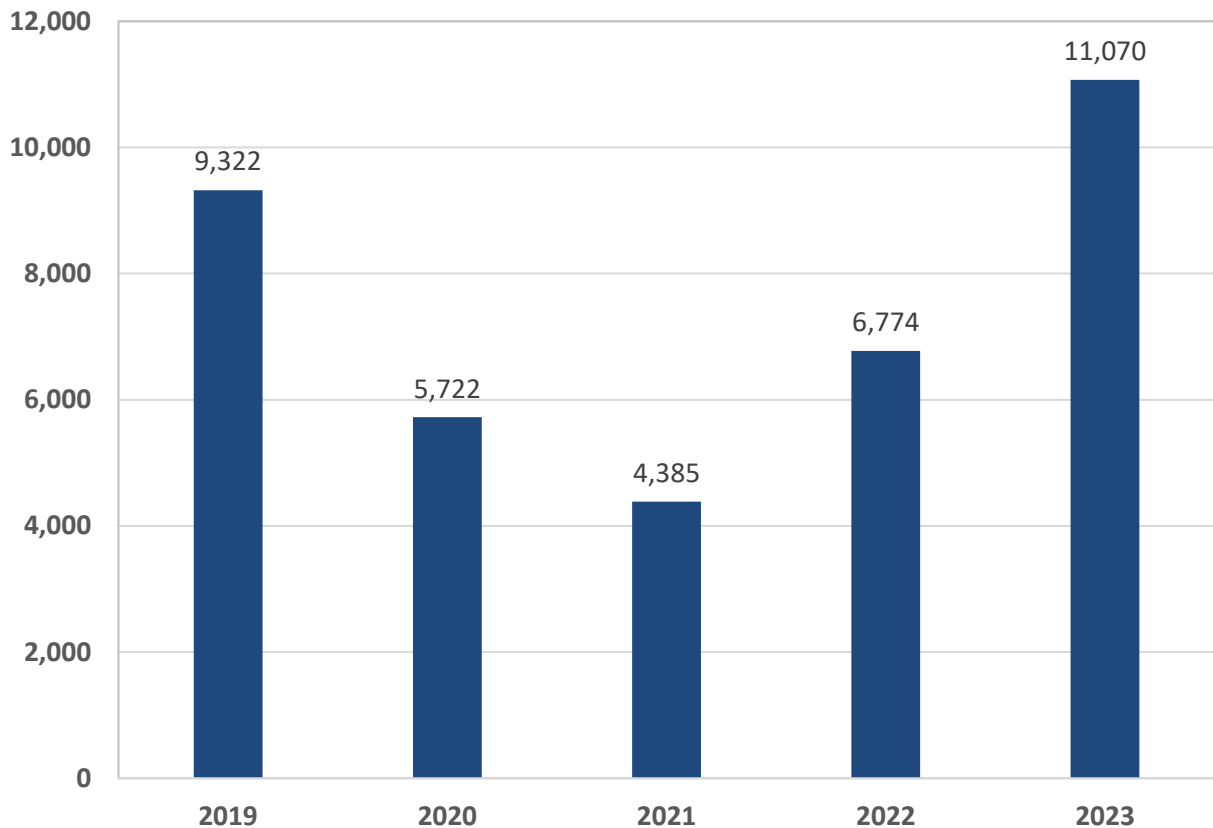
System Characteristics

Service Type: Demand Response
Service Hours: 7am-7:30 pm
Fare Structure: \$1 one-way
Service Area: Lower and West Brule

Ridership Characteristics

Total Revenue Miles	252,669
Total Revenue Hours	7,664
Total Passenger Trips	11,070

Ridership FY19-23



Rosebud Sioux Tribe Transit



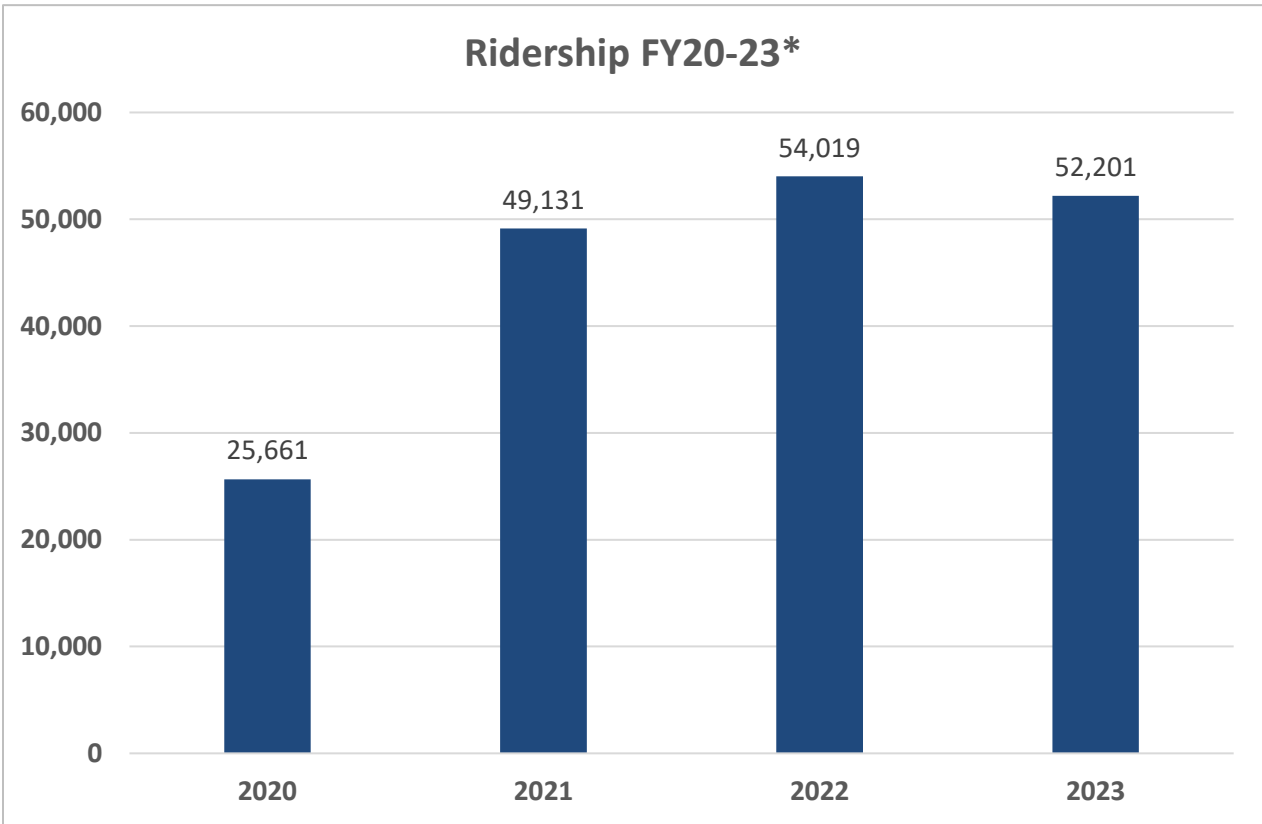
Address: PO Box 430, Rosebud, SD 57570
Phone: (605) 747-2718
Contact: John Charles Arcoren
Email: johncharles.arcoren@rst-nsn.gov
Website: <https://www.rosebudsiouxtribe.nsn.gov/blog/tags/rst-transit>

System Characteristics

Service Type: Demand Response
Service Hours: 7am-12am
Fare Structure: \$1 one-way
Service Area: Rosebud Indian Reservation

Ridership Characteristics

Total Revenue Miles	275,285
Total Revenue Hours	21,647
Total Passenger Trips	52,201



*FY2019 Ridership Data was not available

Yankton Sioux Tribe Transit



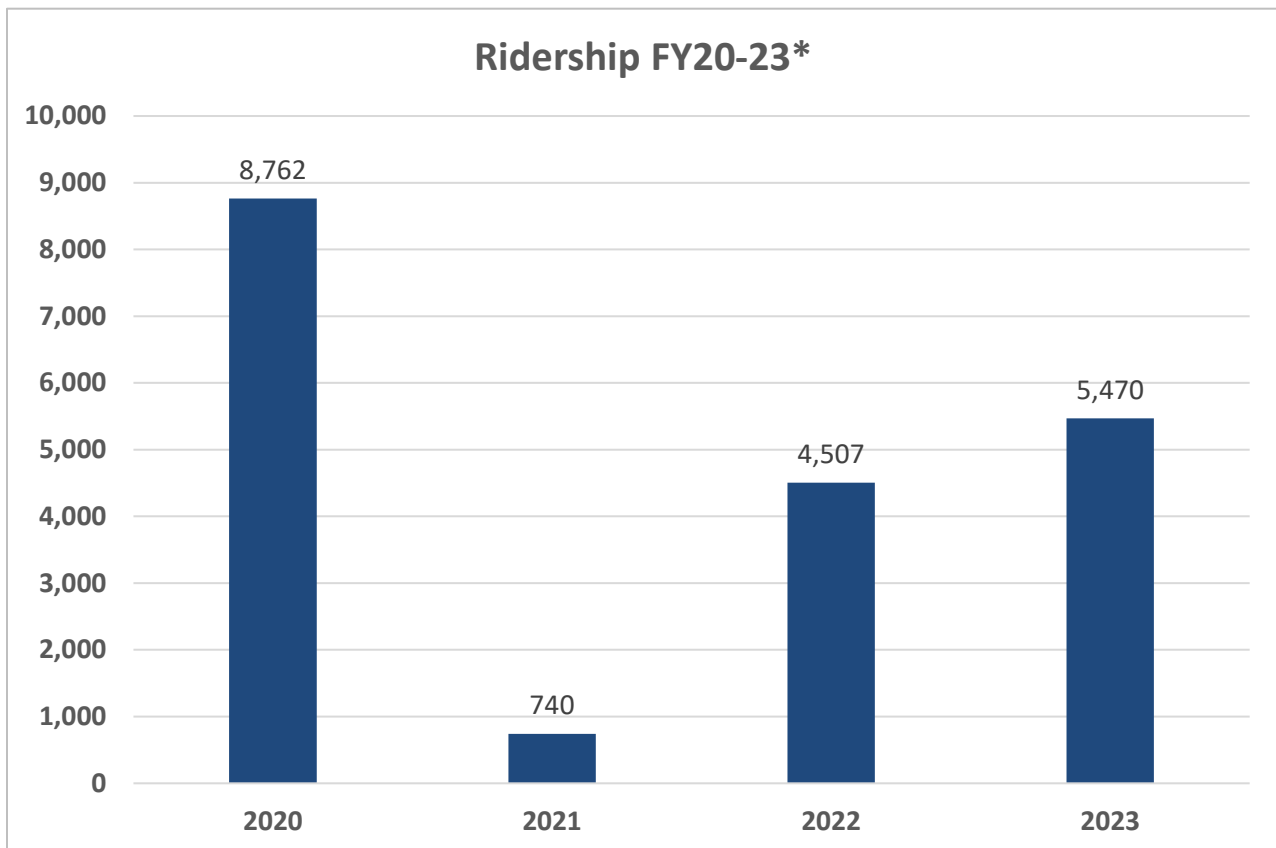
Address: 800 Main Ave South Wagner, SD 57380
Phone: (605)384-5050
Contact: Georgina Abdo
Email: georgianaabdo2019@gmail.com
Website: <https://www.yanktonsiouxtribe.net/yst-transit>

System Characteristics

Service Type: Fixed Route
Service Hours: 7am-12am
Fare Structure: \$1 one-way
Service Area: Yankton Indian Reservation

Ridership Characteristics

Total Revenue Miles	133,547
Total Revenue Hours	5,081
Total Passenger Trips	5,470



*FY2019 Ridership Data was not available.

Sisseton Wahpeton Oyate Transit



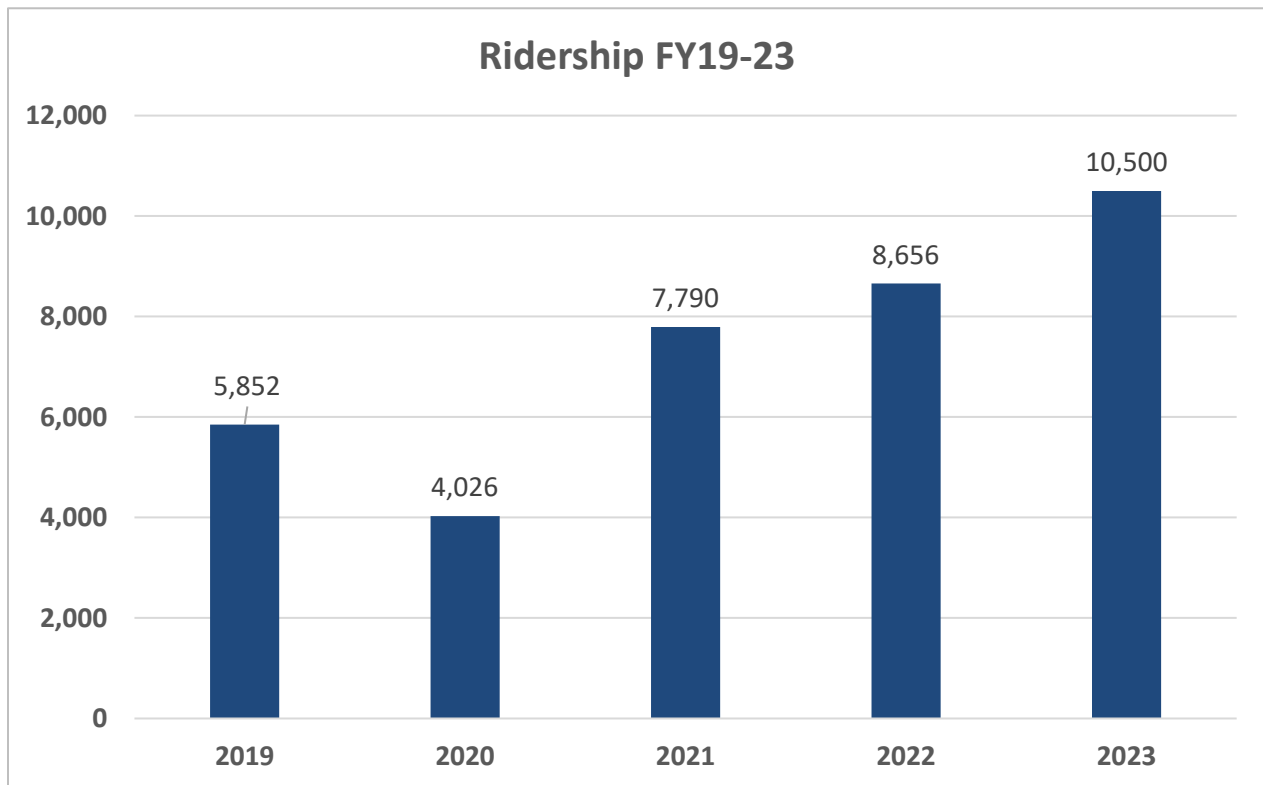
Address: 12554 Bia Highway 711 Agency Village, SD 57262
Phone: (605) 698-8355
Contact: Clifford Eberhardt
Email: clifforde@swo-nsn.gov
Website: <https://www.swo-nsn.gov/departments/departments-of-commerce/departments-of-transportation>

System Characteristics

Service Type: Demand Response
Service Hours: 6am-6pm
Fare Structure: \$1 one-way
Service Area: Lake Traverse Reservation

Ridership Characteristics

Total Revenue Miles	88,917
Total Revenue Hours	2,842
Total Passenger Trips	10,500

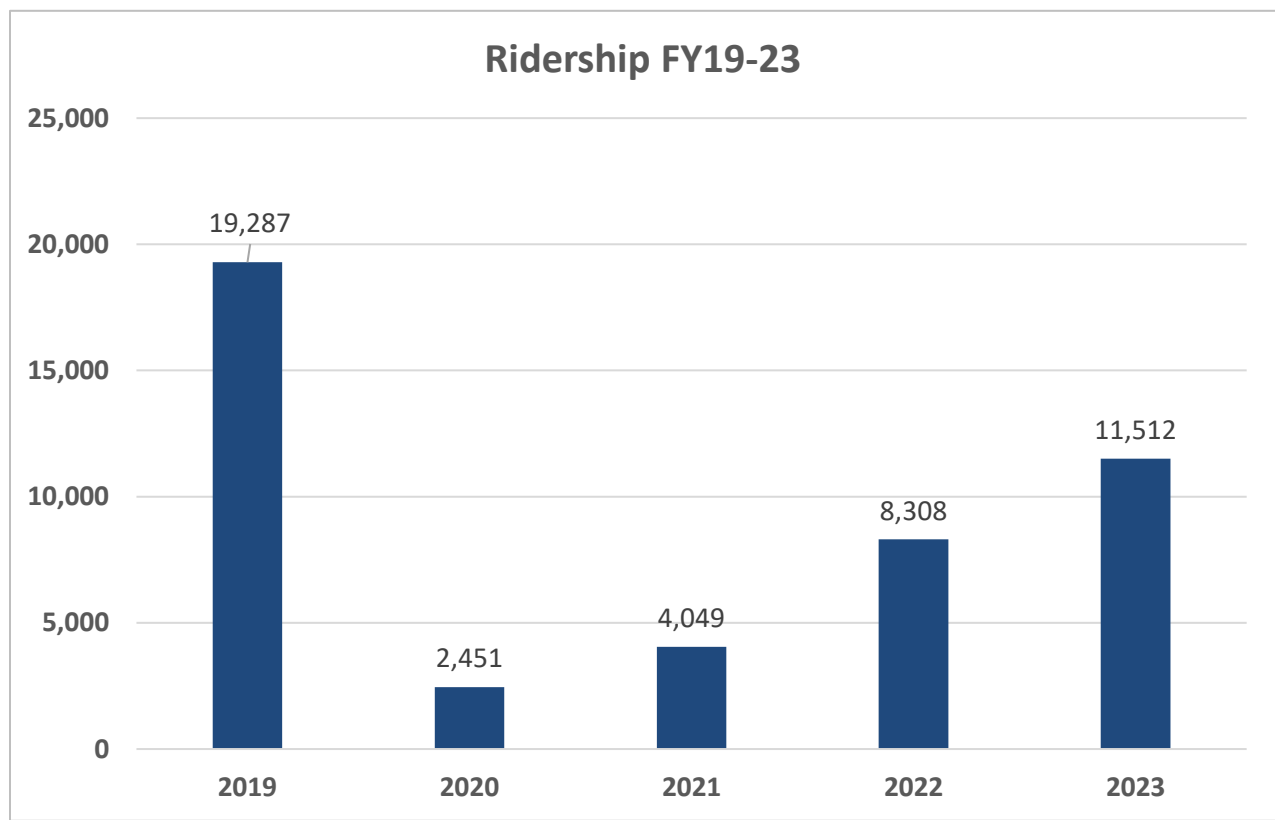


Oglala Sioux Tribe Transit



Address: 107 W Main St, Pine Ridge SD 57770
Phone: (605) 867-2332
Contact: Emma Featherman-Sam
Email: oglawin@hotmail.com
Website: N/A

System Characteristics		Ridership Characteristics	
Service Type:	Fixed Route	Total Revenue Miles	311,004
Service Hours:	7 am-12 am	Total Revenue Hours	9,106
Fare Structure:	Yellow Ticket - \$60	Total Passenger Trips	11, 512
	Blue Ticket - \$30		
	Red Ticket - \$20		
Service Area:	Pine Ridge Reservation		



Rapid Transit System



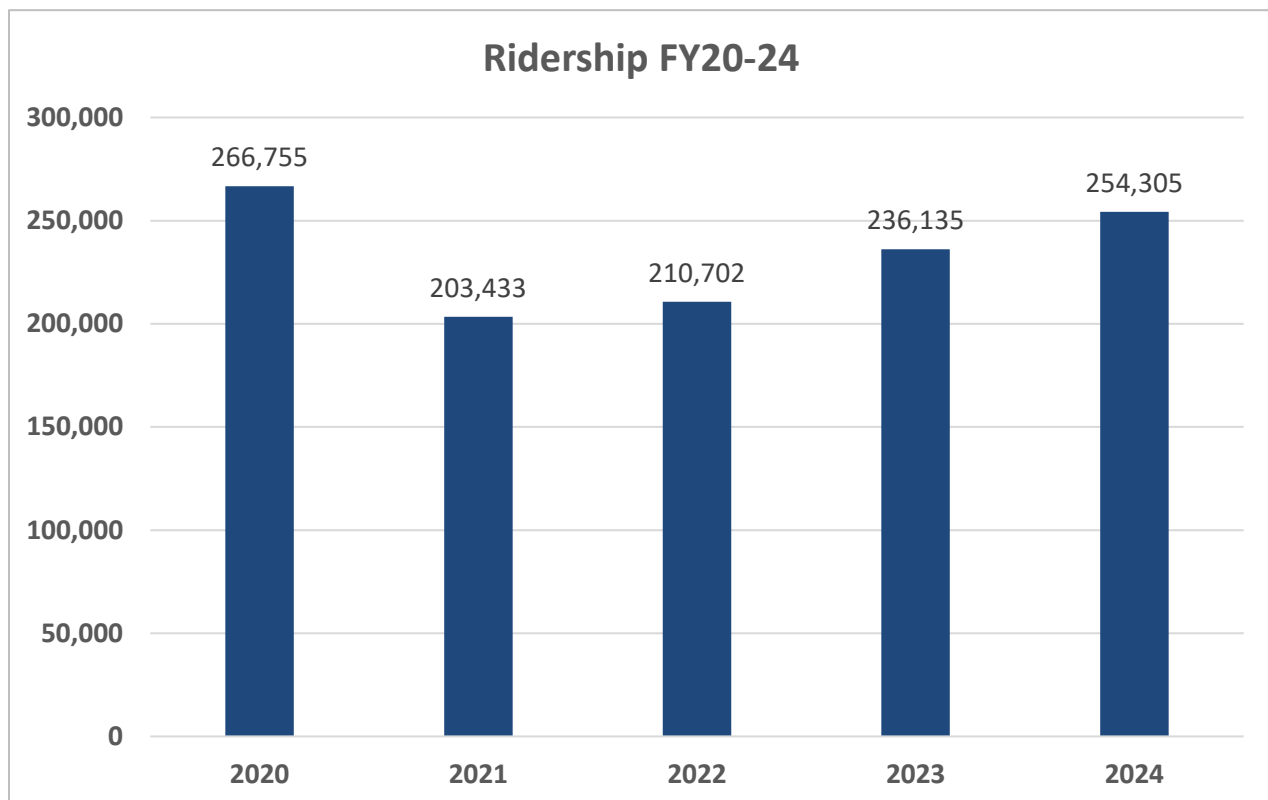
Address: 333 6th Street Rapid City, SD 57701
Phone: (605) 394-6631
Contact: Megan Gould-Stabile
Email: megan.gould-stabile@rcgov.org
Website: www.rapidride.org

System Characteristics

Service Type: Fixed Route / Paratransit
Service Hours: 6am-6pm
Fare Structure: \$3 one-way
Service Area: Rapid City

Ridership Characteristics

Total Revenue Miles	484,540
Total Passenger Trips	254,305



Sioux Area Metro



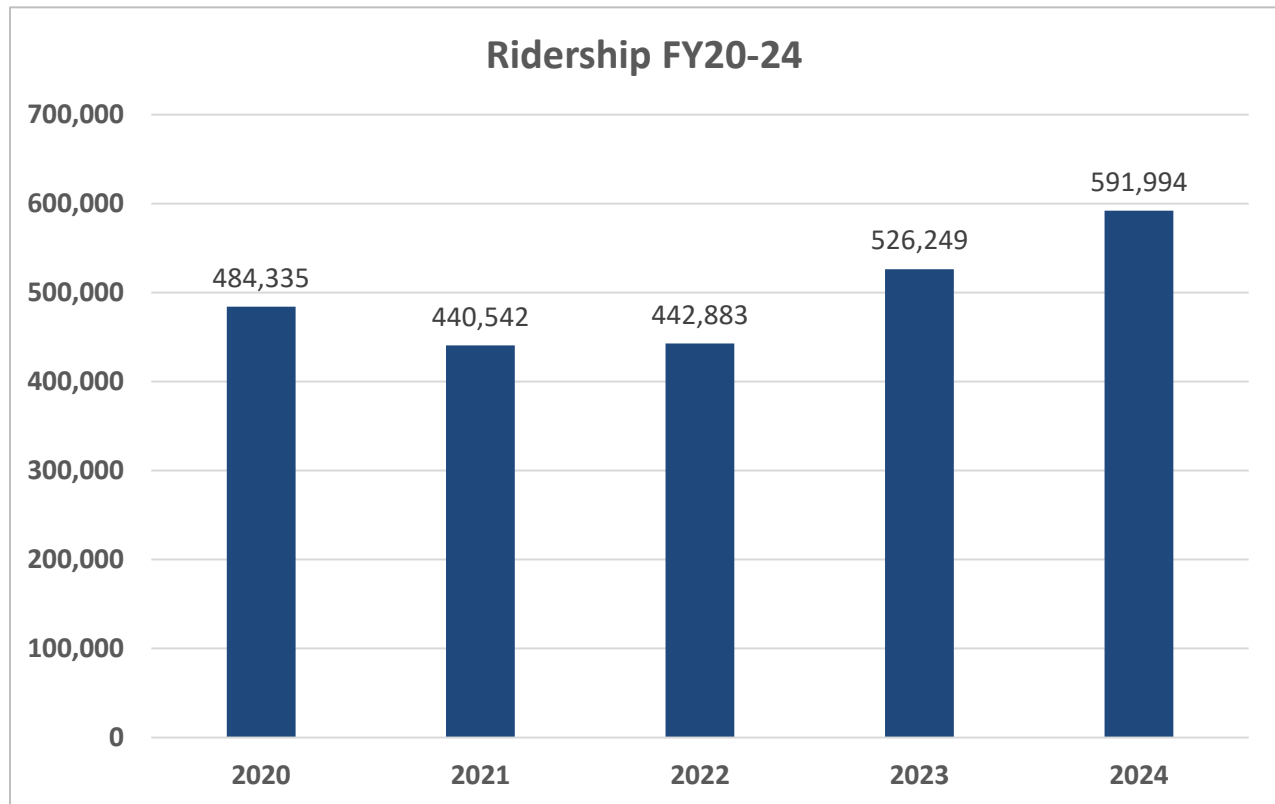
Address: 500 E 6th Street Sioux Falls, SD 57104
Phone: (605) 367-7151
Contact: Emily Shapiro
Email: Emily.shapiro@ridewithvia.com
Website: <https://www.siouxfalls.gov/resident-services/sam>

System Characteristics

Service Type: Fixed Route/Paratransit
Service Hours: 5:45 am-9:15 pm
Fare Structure: \$1.50 one-way
Service Area: Sioux Falls

Ridership Characteristics

Total Revenue Miles	961,933
Total Passenger Trips	591,994



The Dakota Transit Association (DTA) was formed in 1985 to address the need for greater communication between transportation providers and to serve as a unified voice for public transportation agencies within the states of North Dakota and South Dakota at the national level. Each year, transit agencies and State DOTs from both North and South Dakota meet for an annual conference. The conference awards ceremony is an opportunity to recognize those who have contributed their skills and talents to help make public transportation in the Dakotas as successful as it is today.



(Pictured from left to right: Agency of the Year, Brookings Area Transit Authority; Driver of the Year, Vance Patterson, Prairie Hills Transit; Above and Beyond, Amis Spider, CTWSI (pictured receiving award in Amis' honor is Tara Maifield); Outstanding Support Staff, Mallory Meier, River Cities Public Transit; not pictured Friend of Transit, Richard Pluimer, Prairie Hills Transit



DTA Driver Training and Rodeo

Rapid City, South Dakota - September 13th- 18th, 2024



The DTA hosts the annual Driver Rodeo as the kickoff to the DTA conference. The DTA Rodeo is an opportunity for drivers to gain recognition for their driving skills. While there are awards for the top finishers, winning is not the primary reason for this competition. The Rodeo is an opportunity to test their skills and meet others in the profession.

Top 5 South Dakota Participants



(Pictured from left to right: 5th Place- Timothy Torres, Community Transit of Watertown/Sisseton, Inc.; 4th Place- Doug Herr, Community Transit of Watertown/Sisseton, Inc.; 3rd Place- Doug Syman, Prairie Hills Transit; 2nd Place- Chad Simon, Rural Office of Community Services Transit; 1st Place- Bryce Lambert, River Cities Public Transit)

Top 5 North Dakota Participants



(Pictured from left to right: 5th Place- Andrew Almer, MATBUS- 4th Place; Sheri Harsche, Standing Rock Public Transit; 3rd Place- Ray Adams, Dickinson Public Transit; 2nd Place- Terry Holland, West River Transit; 1st Place- Brenda Reed, Souris Basin Transit)

The South Dakota Department of Transportation gives public notice of its' policy to uphold and assure full compliance with the non-discrimination requirements of Title VI of the Civil Rights Act of 1964 and related Nondiscrimination authorities. Title VI and related Nondiscrimination authorities stipulate that no person in the United States of America shall on the grounds of race, color, national origin, religion, sex, age, disability, income level or Limited English Proficiency be excluded from the participation in, be denied the benefits of, or be otherwise subjected to discrimination under any program or activity receiving Federal financial assistance.

Any person who has questions concerning this policy or wishes to file a discrimination complaint should contact the Department's Civil Rights Office at 605-773-3540.

**South Dakota Department of Transportation
Division of Finance & Management
Office of Air, Rail, and Transit
700 East Broadway Avenue
Pierre, SD 57501-2586
605-773-3574**

300 copies of this book were printed