

# State of South Dakota Department of Transportation

## Public and Specialized Transportation Fiscal Year 2017



Prepared by the South Dakota Department of Transportation  
Division of the Secretariat  
Office of Air, Rail and Transit  
700 E Broadway Avenue  
Pierre, SD 57501



# Table of Contents

Program Summary .....	2
Executive Summary .....	3
Statewide Statistics .....	7
Fiscal Year 2017 Specialized Transportation Statistics .....	8
Fiscal Year 2017 Rural Transportation Statistics .....	9
Funding Sources of Rural Public Transit Systems Fiscal Year 2017 .....	10
South Dakota Rural Transit Statistics.....	11-31
Dakota Transit Association Conference .....	32
Dakota Transit Association Driver Training and Roadeo.....	33

## Program Summary

---

The Annual Transit Report is prepared by the South Dakota Department of Transportation (SDDOT) to provide citizens, transportation providers, public officials and other stakeholders an overview of transit in South Dakota. This report provides a summary of public and specialized transportation programs along with detailed operational and financial data.

This report is published annually and condenses the fiscal year administration and operational records for the 21 rural public transit systems as well as one inter-city bus system in South Dakota. The report is published largely to provide information about the performance of the public transit programs for the fiscal year. The report is distributed and available to state and local officials, support agencies, boards of directors, and the public.

During Fiscal Year 2017, 469 vehicles partially funded by the Federal Transit Administration (FTA) provided rural public and special transportation services in South Dakota. Federal funding sources included: Section 5339, 5310, 5311, and some non-FTA funded vehicles receiving FTA Section 5311 operating funds. These vehicles traveled 5,117,231 miles and provided 1,729,204 rides during Fiscal Year 2017.


The transit systems operating in Sioux Falls and Rapid City receive FTA Section 5307 urban transit capital and operating funds directly from FTA and 5339 funds from the State of South Dakota for vehicles and facilities. In FY 2017, Sioux Falls and Rapid City public transit vehicles traveled 1,846,770 miles and provided 1,314,943 rides.

The Deadwood Trolley System provided 104,037 rides and traveled 71,978 miles during Fiscal Year 2017.

Public and special transportation service providers are a key element in the successful implementation of numerous state policy objectives. Among those is the effort to keep elderly citizens and citizens with disabilities in their own homes and communities.

Please send any questions or comments to:

South Dakota Department of Transportation  
Division of Secretariat- Office of Air, Rail and Transit  
700 East Broadway Avenue  
Pierre, South Dakota  
57501-2586 605-773-3574



## **Executive Summary**

---

Approximately 21 rural and 19 specialized transit organizations are providing service within South Dakota. These transit organizations assist elderly citizens, citizens with disabilities, youth, the public and low-income citizens to gain access to needed medical, nutrition, education, employment, social and commercial services, particularly in the rural areas of South Dakota. Public transit providers range in size from those which provide daily fixed route and demand-response services with schedules and destinations determined on a day-to-day basis.

The South Dakota Department of Transportation, Office of Air, Rail and Transit administers several programs through the FTA which support public and specialized transportation service providers in South Dakota. These programs include:

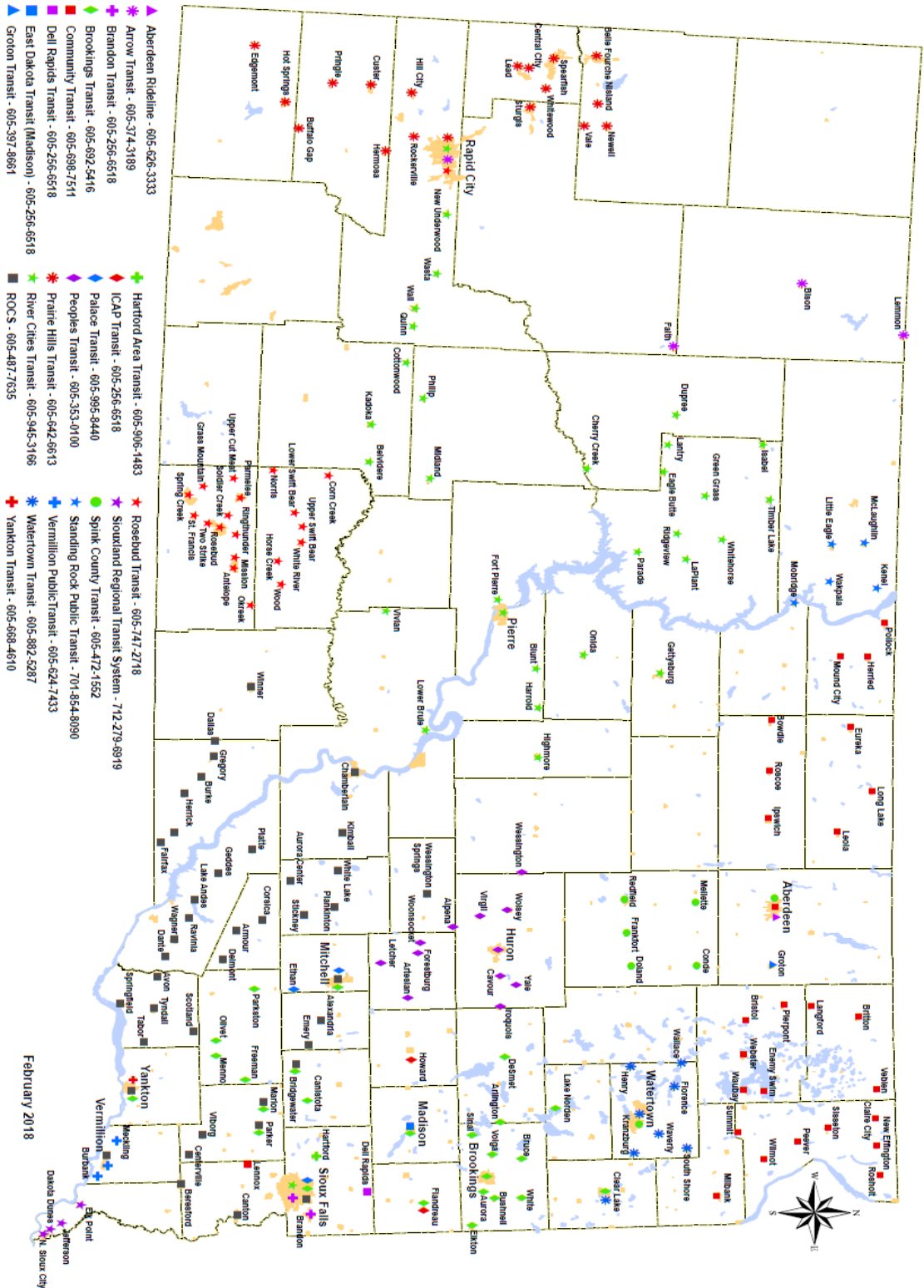
- Section 5303 provides urban transit planning assistance program funds and transit planning activities in the metropolitan areas of South Dakota including Sioux Falls and Rapid City.
- Section 5304 provides statewide rural planning and research. At the state's discretion, the funds may be used for statewide planning, technical assistance, planning support, research and development for non-urbanized areas.
- Bus and Bus Facilities Section 5339 provides capital funding to replace, rehabilitate, and purchase buses and related equipment and to construct bus related facilities. Eligible applicants include public agencies and private non-profits engaged in public transportation, including organizations that provide services dependent on age, disability or low-income.
- Section 5310 provides capital grants to private nonprofit organizations and governmental authorities where no non-profit organizations are available to support transportation for seniors and individuals with disabilities.
- Section 5311 provides capital, administration, and operating grants for public transportation service projects in non-urbanized areas (less than 50,000 population). One of the main goals of Section 5311 funding is to enhance the access of people in non-urbanized areas to health care, shopping, education, employment, public services, and recreation.
- Section 5311(b)(3) Rural Technical Assistance Program (RTAP) provides funds to support the training and technical assistance needs of rural transit operators and drivers.

The Office of Air, Rail and Transit grants state dollars to help meet the local matching fund requirements of sub grantees. The Office of Air, Rail and Transit and the South Dakota Department of Human Services, Division of Adult Services and Aging work in close coordination in matters pertaining to transportation services for people who are elderly or have disabilities. Each year, the Division of Adult Services and Aging provides funds which are dispersed through the Office of Air, Rail and Transit to offset transportation costs for some agencies. Transportation is considered a supportive function eligible through Title III-B. These funds are referred to as Title III-B funds throughout this book.



# Public Transit in South Dakota

# South Dakota Communes Served By Rural Transit Providers



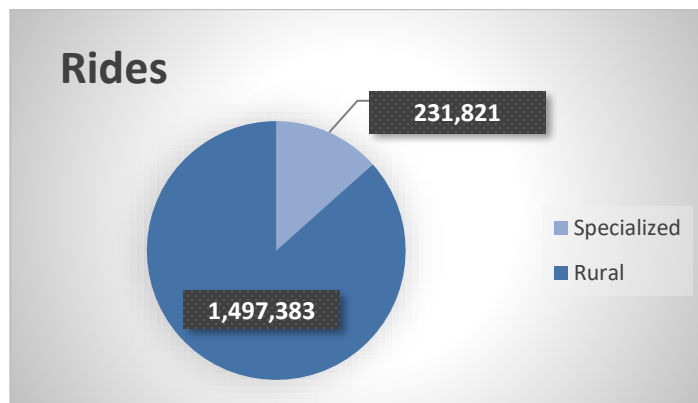
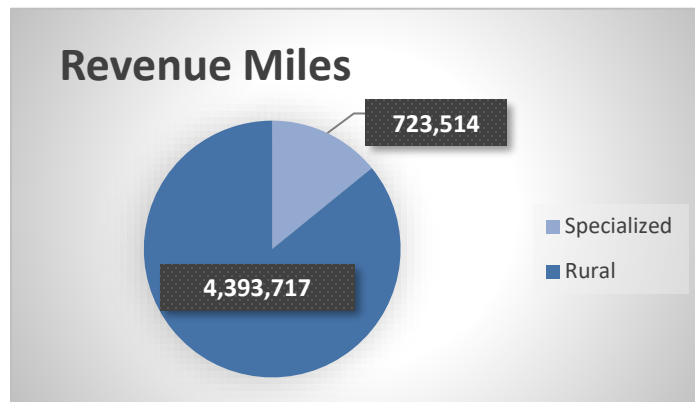
## Statewide Statistics

---

The statewide statistic graphs and charts presents operational data. Operational data includes revenue vehicle miles and total trips.

## Operational Statistics

	Operations	
	Revenue Vehicle Miles	Rides
Rural	4,393,717	1,497,383
Specialized	723,514	231,821
<b>Total</b>	<b>5,117,231</b>	<b>1,729,204</b>

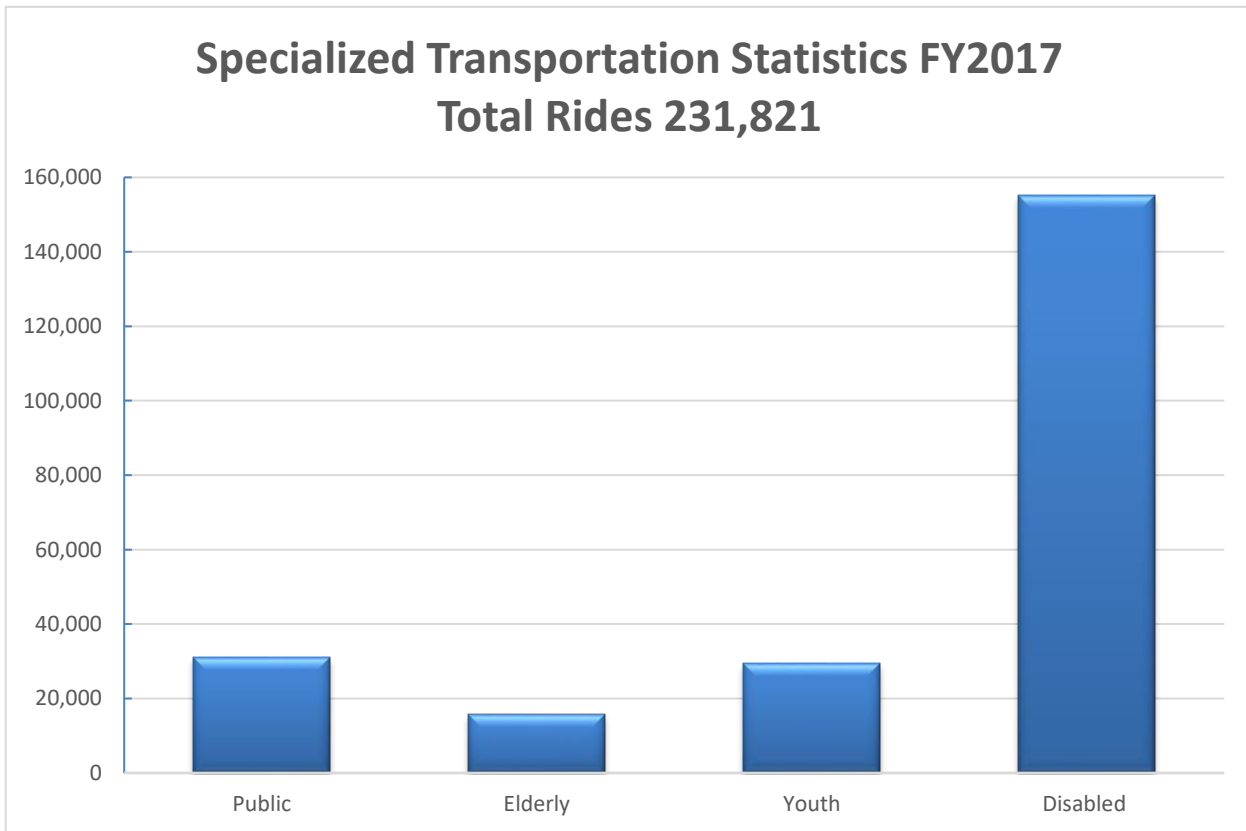




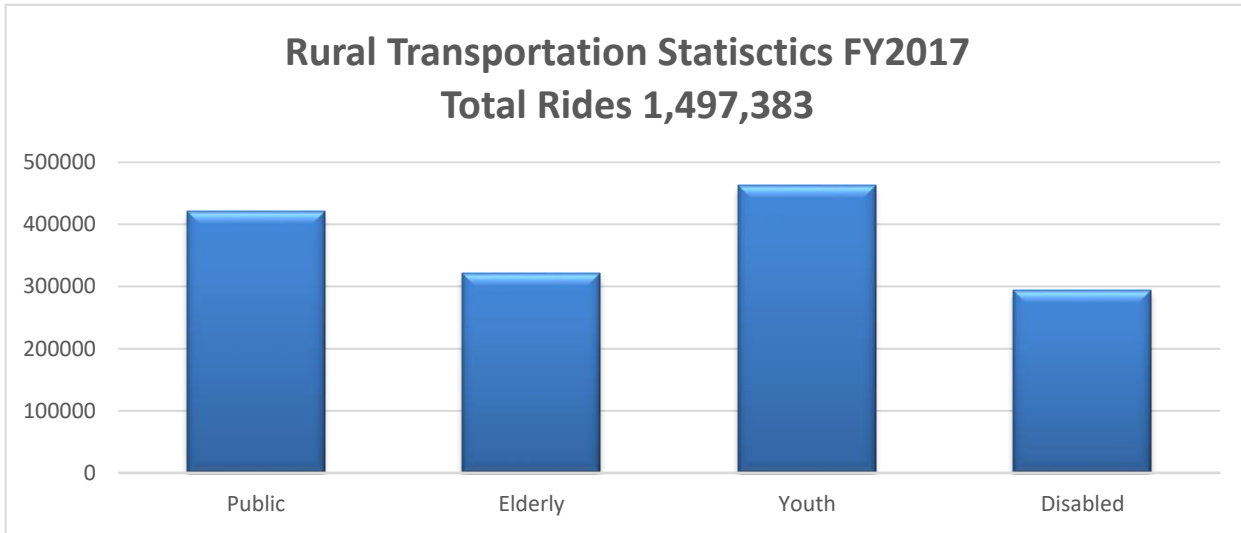
## Fiscal Year 2017 Specialized Transportation Statistics

In FY 2017, 73 vehicles funded under FTA Section 5309, 5339 and 5310 programs provided specialized transportation in South Dakota. These vehicles total traveled 723,514 miles and provided 231,821 rides.

The graph indicates that citizens with disabilities were the major users of specialized transportation services in South Dakota during Fiscal Year 2017.



## Fiscal Year 2017 Rural Transportation Statistics



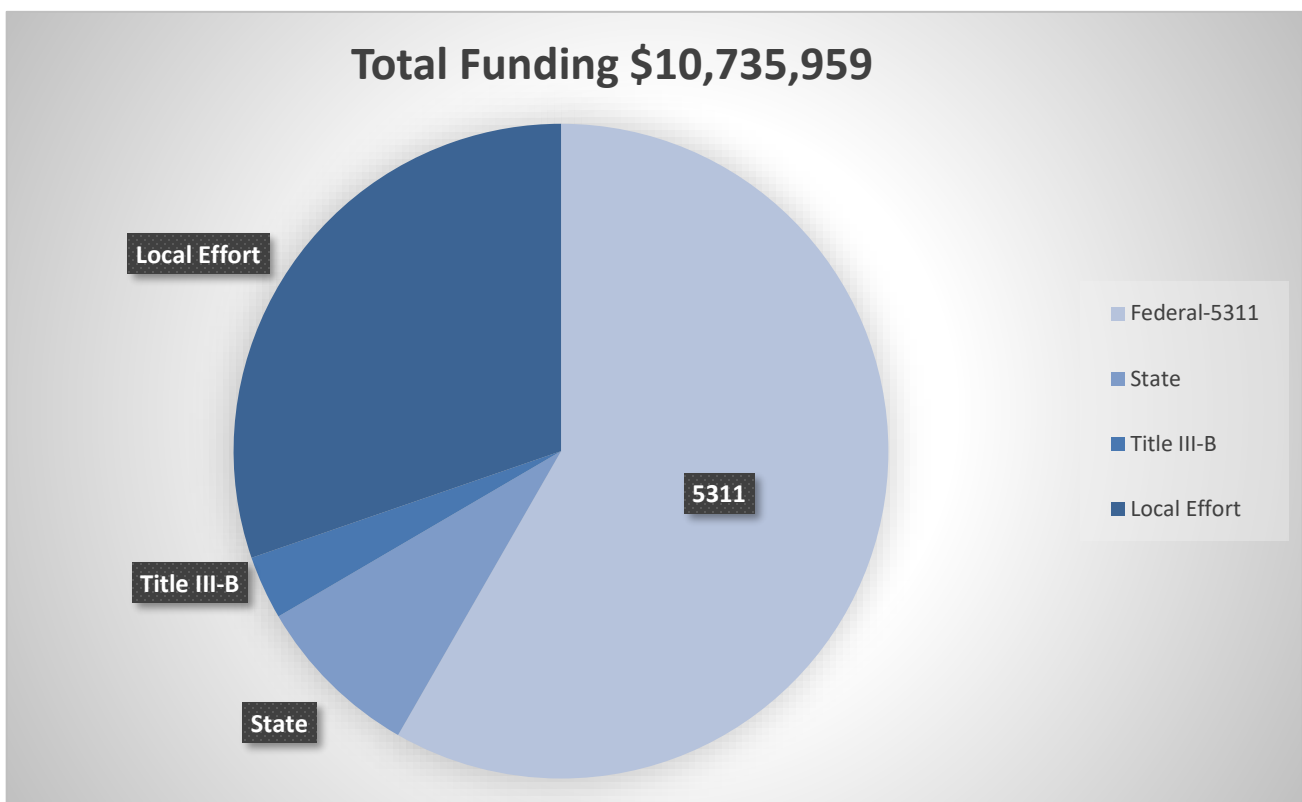
During Fiscal Year 2017, 21 organizations provided rural public demand-response transportation services in South Dakota. These organizations operated 370 vehicles and contracted with several taxi cab companies. These vehicles traveled 4,393,717 miles and provided 1,497,383 rides.

The Section 5311 program treats project administration expenses as a separate cost category from capital and operating expenses. Administration expenses are considered “non-operating” and are funded at 82.82% federal share. Operating expenses are considered those costs directly related to system operation. Net operating expenses remain after operating revenues are subtracted from eligible operating expenses.

Operating expenses are funded at 51.76% federal share of the net operating expenses. Local funds for the 21 rural public transit agencies represent over 3.25 million to keep the rural public transits operating. Local funds for the purposes of this report may include contracts with other agencies, and revenue generated from advertising, Medicaid and others. If transit agencies expend all federal funds before the end of the fiscal year local funds cover the remaining operational expenses for the year.

## Funding Sources of Rural Public Transit Systems Fiscal Year 2017

	5311-Paid	State	Title III-B	Local Effort* (other than state and Title IIIB)	Total
Rural 5311	\$6,258,387	\$889,107	\$337,475	\$3,250,990	<b>\$10,735,959</b>



\*Local effort is a combination of Medicaid, contracts and other sources of local funds from the communities served. The total local effort does not take into consideration state funds or Title III-B Funds. These two funds are an allowable source of local match.

## City of Aberdeen- Aberdeen Ride Line

**Address:** 205 North 4<sup>th</sup> St. Aberdeen, SD 57401  
**Phone:** (605) 626-3333  
**Contact:** Tom Wanttie  
**Email:** tom.wanttie@aberdeen.sd.us  
**Website:** aberdeen.sd.us

### System Characteristics

**Service Type:** Demand Response  
**Service Hours:** M-F 7:15AM-6:30PM  
**Fare Structure:** \$2 one-way  
**Service Area:** City of Aberdeen

### Ridership Characteristics

<b>Elderly</b>	14,645
<b>Disabled</b>	13,587
<b>Youth</b>	31,759
<b>Public</b>	<u>16,215</u>
<b>Total</b>	76,206

### Ride Type

<b>Medical</b>	12,713
<b>Employment</b>	12,574
<b>Nutrition</b>	129
<b>Social</b>	12,835
<b>Education</b>	32,439
<b>Shopping</b>	4,575
<b>Other</b>	<u>941</u>
<b>Total</b>	76,206

### Funding and Expenditures

<b>Section 5311 Awarded</b>	\$246,903
<b>Revenue</b>	\$126,574
<b>Local Match</b>	\$118,916
<b>Title III-B Funds</b>	<u>\$ 15,916</u>
<b>Total</b>	\$508,309

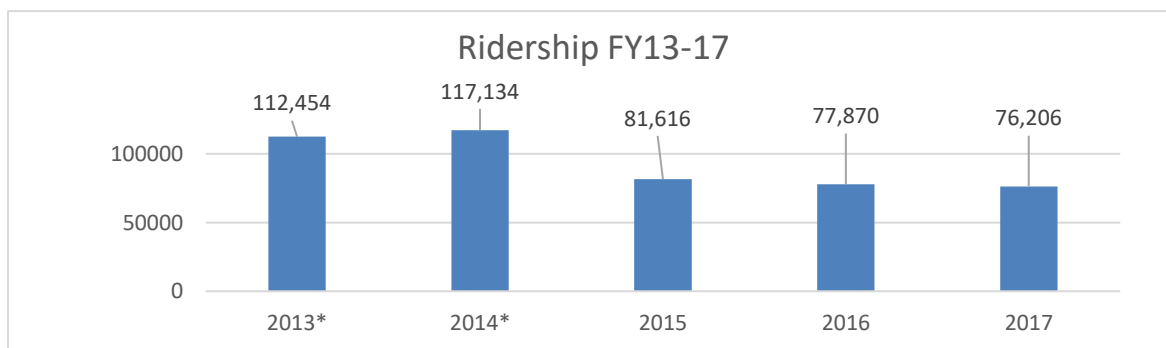
<b>State Funds</b>	\$ 62,188
--------------------	-----------

<b>Total Cost per Ride</b>	\$6.67
----------------------------	--------

<b>Total Cost per Mile</b>	\$2.54
----------------------------	--------

<b>State &amp; Federal Cost per Ride</b>	\$4.26
--	--------

<b>State &amp; Federal Cost per mile</b>	\$1.62
--	--------



\*In FY13 and FY14 Aspire vehicles were counted in the total ridership

# Arrow Public Transit- Lemmon, South Dakota

**Address:** 111 4<sup>th</sup> St West Lemmon, SD 57638  
**Phone:** (605) 374-3189  
**Contact:** Chris Block  
**Email:** arrowtransit@sdplains.com  
**Website:** arrowpublictransit.com

## System Characteristics

**Service Type:** Demand Response  
**Service Hours:** M-F 7:30AM-4:15PM  
 Sunday 8AM-1PM  
**Fare Structure:** \$4 per day  
**Service Area:** Lemmon, Bison  
 and Faith

## Ridership Characteristics

<b>Elderly</b>	12,603
<b>Disabled</b>	4,949
<b>Youth</b>	7,094
<b>Public</b>	<u>2,946</u>
<b>Total</b>	27,592

## Ride Type

<b>Medical</b>	1,332
<b>Employment</b>	5,122
<b>Nutrition</b>	2,301
<b>Social</b>	6,371
<b>Education</b>	5,764
<b>Shopping</b>	6,702
<b>Other</b>	<u>0</u>
<b>Total</b>	27,592

## Funding and Expenditures

<b>Section 5311 Awarded</b>	\$134,034
<b>Revenue</b>	\$ 50,701
<b>Local Match</b>	\$ 46,761
<b>Title III-B Funds</b>	<u>\$ 10,829</u>
<b>Total</b>	\$242,325

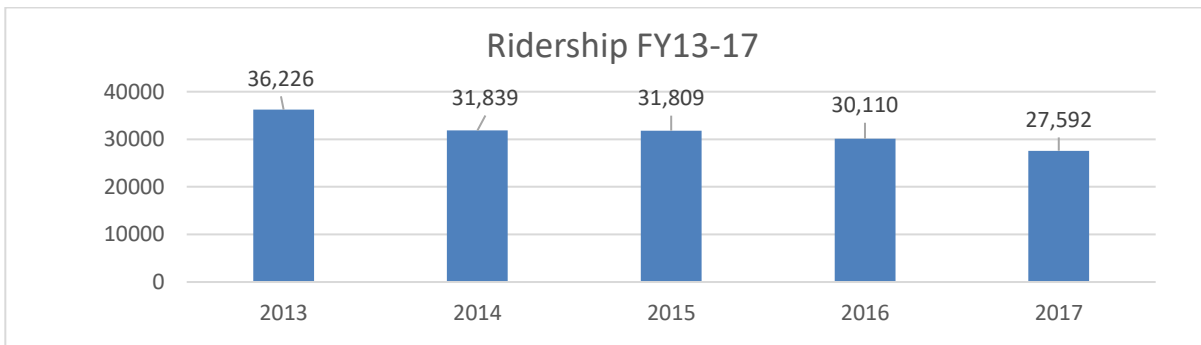
**State Funds** \$45,393

**Total Cost per Ride** \$8.78

**Total Cost per Mile** \$2.75

**State & Federal Cost per Ride** \$6.89

**State & Federal Cost per mile** \$2.16



## Brandon Transit- Brandon, South Dakota

**Address:** 304 Main St. Brandon, SD 57005  
**Phone:** (605) 256-6518  
**Contact:** Scott Finck  
**Email:** sfinck@interlakescap.com  
**Website:** cityofbrandon.org

### System Characteristics

**Service Type:** Demand Response  
**Service Hours:** M-F 8AM-3:30PM  
**Fare Structure:** \$1.50 one-way  
**Service Area:** City of Brandon

### Ridership Characteristics

<b>Elderly</b>	4,025
<b>Disabled</b>	994
<b>Youth</b>	8,114
<b>Public</b>	<u>263</u>
<b>Total</b>	13,396

### Ride Type

<b>Medical</b>	1,006
<b>Employment</b>	945
<b>Nutrition</b>	55
<b>Social</b>	1,634
<b>Education</b>	7,504
<b>Shopping</b>	2,252
<b>Other</b>	<u>0</u>
<b>Total</b>	13,396

### Funding and Expenditures

<b>Section 5311 Awarded</b>	\$ 64,511
<b>Revenue</b>	\$ 20,954
<b>Local Match</b>	\$ 42,224
<b>Title III-B Funds</b>	<u>\$ 1,131</u>
<b>Total</b>	\$128,820

**State Funds** \$ 10,267

**Total Cost per Ride** \$9.62

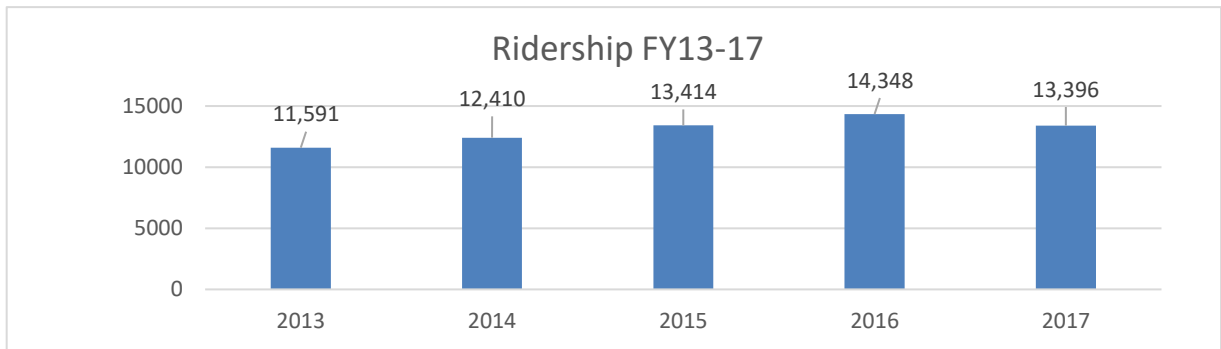
**Total Cost per Mile** \$5.22

**State & Federal Cost per Ride** \$5.67

**State & Federal Cost per mile** \$3.08

**Total Revenue Hours** 3,093

**Total Revenue Miles** 24,660



## Brookings Area Transit- Brookings, South Dakota

**Address:** 418 Western Ave. Brookings, SD 57006  
**Phone:** (605) 692-2222  
**Contact:** Brenda Schweitzer  
**Email:** bschweitzer@brookingsareatransit.com  
**Website:** brookingsareatransit.com

### System Characteristics

**Service Type:** Demand Response  
**Service Hours:** M-F 5AM-11PM  
 Sat/Sun 7AM-1PM  
**Fare Structure:** \$2 one-way trip  
**Service Area:** Brookings, Aurora, Volga, Sinai, Bruce,  
 Bushnell, White, Flandreau, Estelline,  
 Elkton, Freeman, Arlington, Menno,  
 Bridgewater, Marion, Salem, Parkston,  
 Olivette & Canistota

### Ridership Characteristics

<b>Elderly</b>	32,304
<b>Disabled</b>	21,302
<b>Youth</b>	40,226
<b>Public</b>	<u>56,333</u>
<b>Total</b>	150,165

### Ride Type

<b>Medical</b>	13,918
<b>Employment</b>	32,398
<b>Nutrition</b>	2,067
<b>Social</b>	64,910
<b>Education</b>	29,447
<b>Shopping</b>	7,425
<b>Other</b>	<u>0</u>
<b>Total</b>	150,165

### Funding and Expenditures

<b>Section 5311 Awarded</b>	\$ 554,793
<b>Revenue</b>	\$ 185,062
<b>Local Match</b>	\$ 294,434
<b>Title III-B Funds</b>	<u>\$ 17,621</u>
<b>Total</b>	\$1,051,910

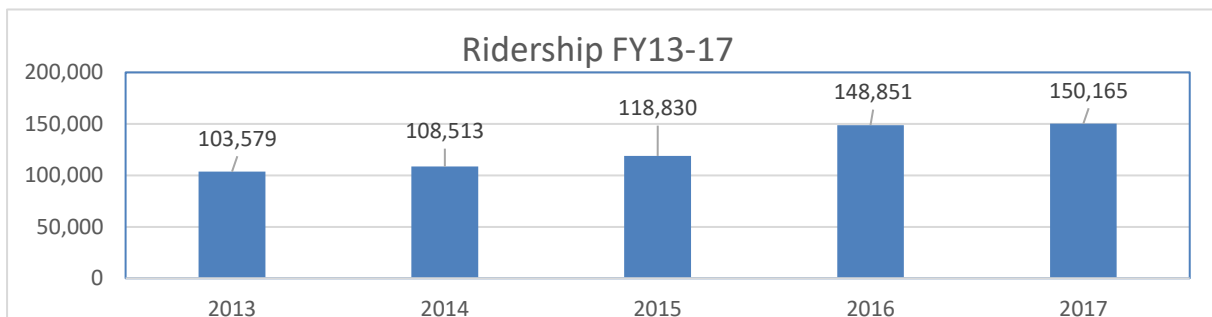
**State Funds** \$59,437

**Total Cost per Ride** \$7.01

**Total Cost per Mile** \$2.19

**State & Federal Cost per Ride** \$4.21

**State & Federal Cost per mile** \$1.32



# Community Transit- Sisseton, South Dakota

**Address:** 811 4<sup>th</sup> Ave. East Sisseton, SD 57262  
**Phone:** (605) 698-7511  
**Contact:** Kathy Holman  
**Email:** comtran@venturecomm.net  
**Website:** N/A

## System Characteristics

**Service Type:** Demand Response  
**Service Hours:** Varies on based on site  
**Fare Structure:** \$1 one-way trip. Out of town varies based on mileage and passengers  
**Service Area:** Campbell, McPherson, Edmunds, Marshall, Day, Roberts, Grant and Lincoln

## Ridership Characteristics

<b>Elderly</b>	36,472
<b>Disabled</b>	5,029
<b>Youth</b>	37,340
<b>Public</b>	<u>6,005</u>
<b>Total</b>	84,846

## Ride Type

<b>Medical</b>	7,896
<b>Employment</b>	3,781
<b>Nutrition</b>	16,742
<b>Social</b>	3,512
<b>Education</b>	35,717
<b>Shopping</b>	11,374
<b>Other</b>	<u>5,824</u>
<b>Total</b>	84,846

## Funding and Expenditures

<b>Section 5311 Awarded</b>	\$ 291,174
<b>Revenue</b>	\$ 81,990
<b>Local Match</b>	\$ 108,498
<b>Title III-B Funds</b>	<u>\$ 33,041</u>
<b>Total</b>	\$ 514,703

**State Funds** \$49,748

**Total Cost per Ride** \$6.07

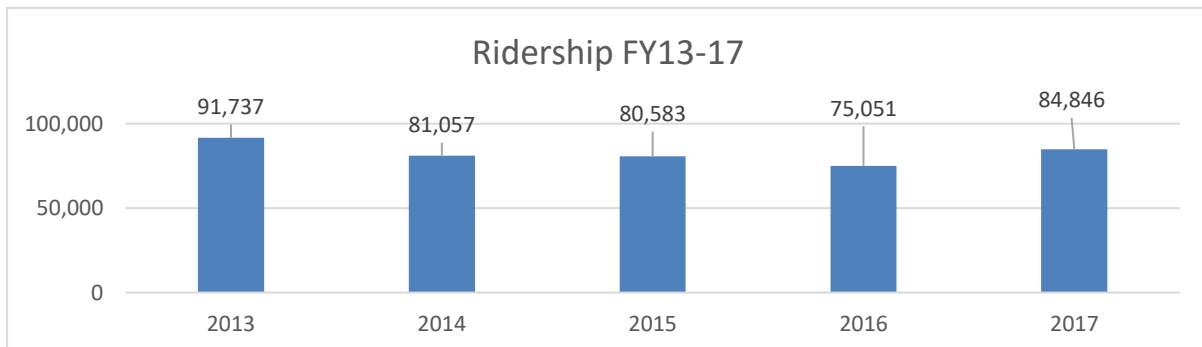
**Total Cost per Mile** \$2.01

**State & Federal Cost per Ride** \$4.41

**State & Federal Cost per mile** \$1.46

**Total Revenue Hours** 20,922

**Total Revenue Miles** 255,583





## City of Dell Rapids- Dell Rapids, South Dakota

**Address:** 302 E 4<sup>th</sup> St. Dell Rapids, SD 57022  
**Phone:** (605) 256-6518  
**Contact:** Scott Finck  
**Email:** sfinck@interlakescap.com  
**Website:** cityofdellrapids.org

### System Characteristics

**Service Type:** Demand Response  
**Service Hours:** M-F 8AM-3:30PM  
**Fare Structure:** \$2 for one-way ride  
**Service Area:** City of Dell Rapids

### Ridership Characteristics

<b>Elderly</b>	650
<b>Disabled</b>	0
<b>Youth</b>	3,215
<b>Public</b>	<u>35</u>
<b>Total</b>	3,900

### Ride Type

<b>Medical</b>	223
<b>Employment</b>	8
<b>Nutrition</b>	92
<b>Social</b>	55
<b>Education</b>	3,209
<b>Shopping</b>	313
<b>Other</b>	<u>0</u>
<b>Total</b>	3,900

### Funding and Expenditures

<b>Section 5311 Awarded</b>	\$22,499
<b>Revenue</b>	\$ 6,557
<b>Local Match</b>	\$12,261
<b>Title III-B Funds</b>	<u>\$ 1,131</u>
<b>Total</b>	\$42,448

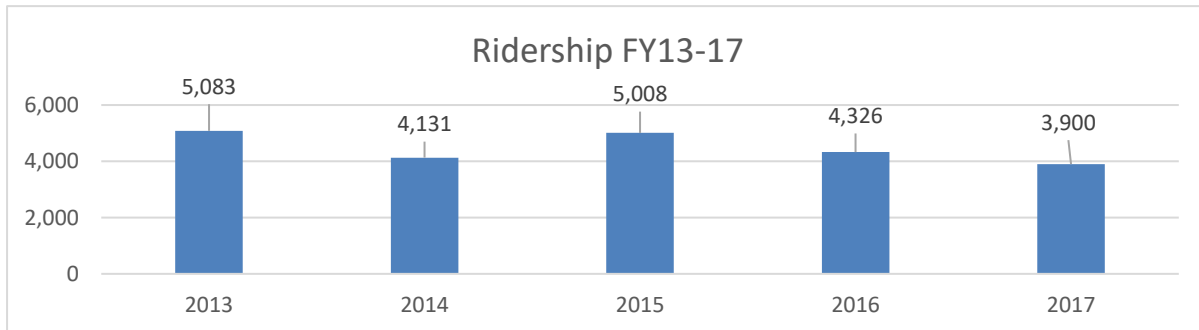
<b>State Funds</b>	\$9,709
--------------------	---------

<b>Total Cost per Ride</b>	\$10.88
----------------------------	---------

<b>Total Cost per Mile</b>	\$7.81
----------------------------	--------

<b>State &amp; Federal Cost per Ride</b>	\$8.55
--	--------

<b>State &amp; Federal Cost per mile</b>	\$6.13
--	--------



## East Dakota Transit- Madison, South Dakota

**Address:** 820 SW 7<sup>th</sup> St. Madison, SD 57042  
**Phone:** (605) 256-6518  
**Contact:** Scott Finck  
**Email:** sfinck@interlakescap.com  
**Website:** eastdakotatransit.org

### System Characteristics

**Service Type:** Demand Response  
**Service Hours:** M-F 8AM-4PM  
                     Sunday 8AM-12PM  
**Fare Structure:** \$2 per one-way trip  
**Service Area:** City of Madison

### Ridership Characteristics

<b>Elderly</b>	5,586
<b>Disabled</b>	6,781
<b>Youth</b>	5,241
<b>Public</b>	<u>136</u>
<b>Total</b>	17,744

### Ride Type

<b>Medical</b>	785
<b>Employment</b>	9,879
<b>Nutrition</b>	435
<b>Social</b>	1,077
<b>Education</b>	5,276
<b>Shopping</b>	292
<b>Other</b>	<u>0</u>
<b>Total</b>	17,744

### Funding and Expenditures

<b>Section 5311 Awarded</b>	\$ 76,183
<b>Revenue</b>	\$ 29,318
<b>Local Match</b>	\$ 40,120
<b>Title III-B Funds</b>	<u>\$ 4,809</u>
<b>Total</b>	\$150,430

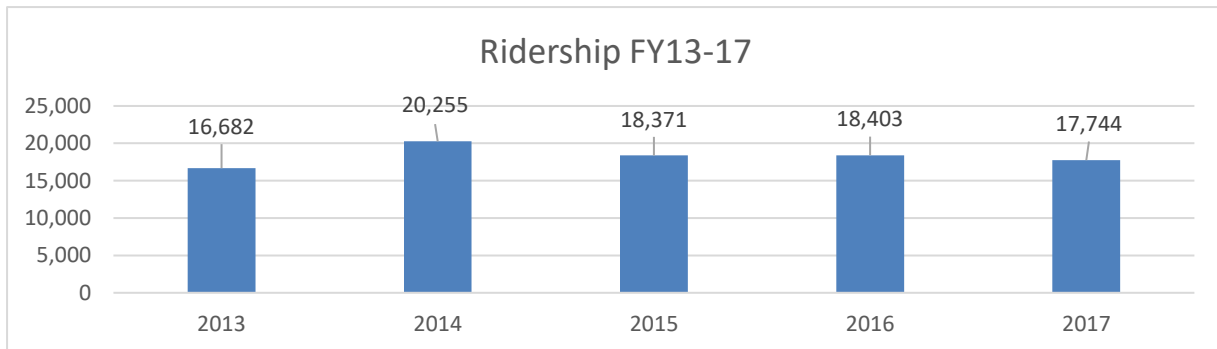
<b>State Funds</b>	\$ 17,568
--------------------	-----------

<b>Total Cost per Ride</b>	\$8.48
----------------------------	--------

<b>Total Cost per Mile</b>	\$5.63
----------------------------	--------

<b>State &amp; Federal Cost per Ride</b>	\$5.55
--	--------

<b>State &amp; Federal Cost per mile</b>	\$3.69
--	--------



# Groton Transit-Groton, South Dakota

**Address:** 205 East 2<sup>nd</sup> Ave. Groton, SD 57445  
**Phone:** (605) 397-8661  
**Contact:** Darlyne Daly  
**Email:** gct@nvc.net  
**Website:** N/A

## System Characteristics

**Service Type:** Demand Response  
**Service Hours:** M-F 8AM-4PM  
**Fare Structure:** \$1 per one-way trip  
**Service Area:** City of Groton

## Ridership Characteristics

<b>Elderly</b>	1,113
<b>Disabled</b>	313
<b>Youth</b>	7,046
<b>Public</b>	<u>24</u>
<b>Total</b>	8,496

## Ride Type

<b>Medical</b>	320
<b>Employment</b>	263
<b>Nutrition</b>	0
<b>Social</b>	2,090
<b>Education</b>	5,750
<b>Shopping</b>	73
<b>Other</b>	<u>0</u>
<b>Total</b>	8,496

## Funding and Expenditures

<b>Section 5311 Awarded</b>	\$42,748
<b>Revenue</b>	\$19,964
<b>Local Match</b>	\$15,070
<b>Title III-B Funds</b>	<u>\$ 523</u>
<b>Total</b>	\$78,305

**State Funds** \$12,287

**Total Cost per Ride** \$9.22

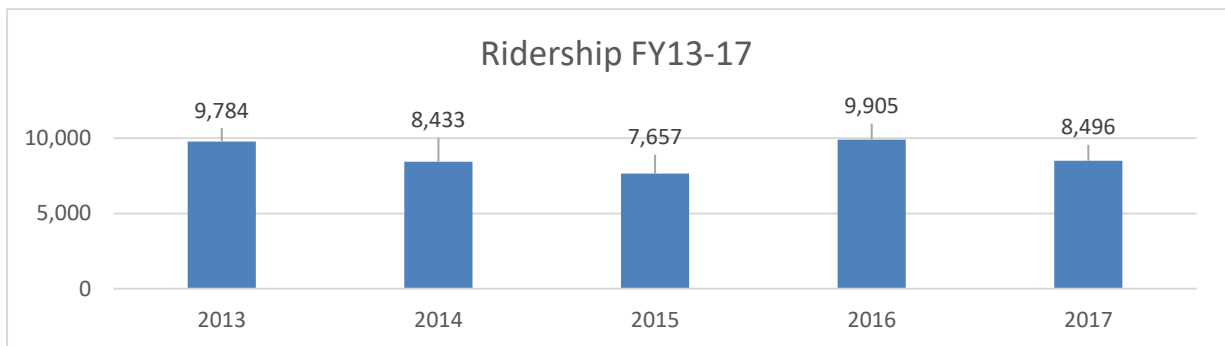
**Total Cost per Mile** \$6.27

**State & Federal Cost per Ride** \$6.54

**State & Federal Cost per mile** \$4.45

**Total Revenue Hours** 2,084

**Total Revenue Miles** 12,495



## Hartford Transit-Hartford, South Dakota

**Address:** 125 N. Main Ave. Hartford, SD 57033  
**Phone:** (605) 528-6187  
**Contact:** Scott Finck  
**Email:** sfinck@interlakescap.com  
**Website:** hartfordsd.us

### System Characteristics

**Service Type:** Demand Response  
**Service Hours:** M/W/F 8AM-4PM  
 T-out of town 8AM-4PM  
**Fare Structure:** \$2 per one-way trip  
**Service Area:** City of Hartford

### Ridership Characteristics

<b>Elderly</b>	1,073
<b>Disabled</b>	161
<b>Youth</b>	91
<b>Public</b>	<u>169</u>
<b>Total</b>	1,494

### Ride Type

<b>Medical</b>	563
<b>Employment</b>	80
<b>Nutrition</b>	127
<b>Social</b>	397
<b>Education</b>	11
<b>Shopping</b>	316
<b>Other</b>	<u>0</u>
<b>Total</b>	1,494

**Total Revenue Hours** 1,055  
**Total Revenue Miles** 6,510

### Funding and Expenditures

<b>Section 5311 Awarded</b>	\$22,110
<b>Revenue</b>	\$ 6,210
<b>Local Match</b>	\$ 9,860
<b>Title III-B Funds</b>	<u>\$ 1,852</u>
<b>Total</b>	\$40,032

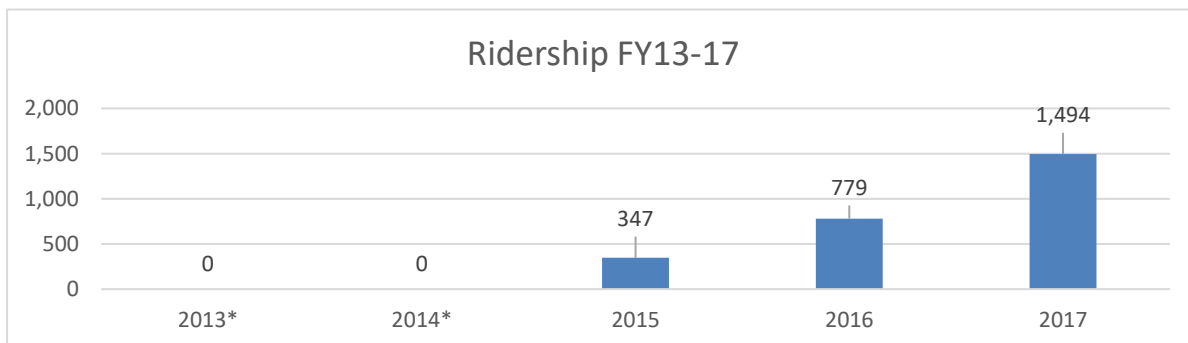
**State Funds** \$ 6,144

**Total Cost per Ride** \$26.80

**Total Cost per Mile** \$6.15

**State & Federal Cost per Ride** \$20.15

**State & Federal Cost per mile** \$4.62



\*Hartford Transit was not established until FY15.

## ICAP Transit-Madison, South Dakota

**Address:** 111 North Van Eps Madison, SD 57042  
**Phone:** (605) 256-6518  
**Contact:** Scott Finck  
**Email:** sfinck@interlakescap.com  
**Website:** interlakescap.com

### System Characteristics

**Service Type:** Demand Response  
**Service Hours:** M-F 8AM-4PM  
**Fare Structure:** \$2 per one-way trip  
**Service Area:** Miner and Moody Counties

### Ridership Characteristics

<b>Elderly</b>	5,270
<b>Disabled</b>	961
<b>Youth</b>	3,296
<b>Public</b>	<u>234</u>
<b>Total</b>	9,761

### Ride Type

<b>Medical</b>	1,533
<b>Employment</b>	277
<b>Nutrition</b>	1,180
<b>Social</b>	1,902
<b>Education</b>	3,287
<b>Shopping</b>	1,582
<b>Other</b>	<u>0</u>
<b>Total</b>	9,761

**Total Revenue Hours** 2,656  
**Total Revenue Miles** 12,990

### Funding and Expenditures

<b>Section 5311 Awarded</b>	\$ 54,420
<b>Revenue</b>	\$ 16,063
<b>Local Match</b>	\$ 29,527
<b>Title III-B Funds</b>	<u>\$ 4,631</u>
<b>Total</b>	\$104,641

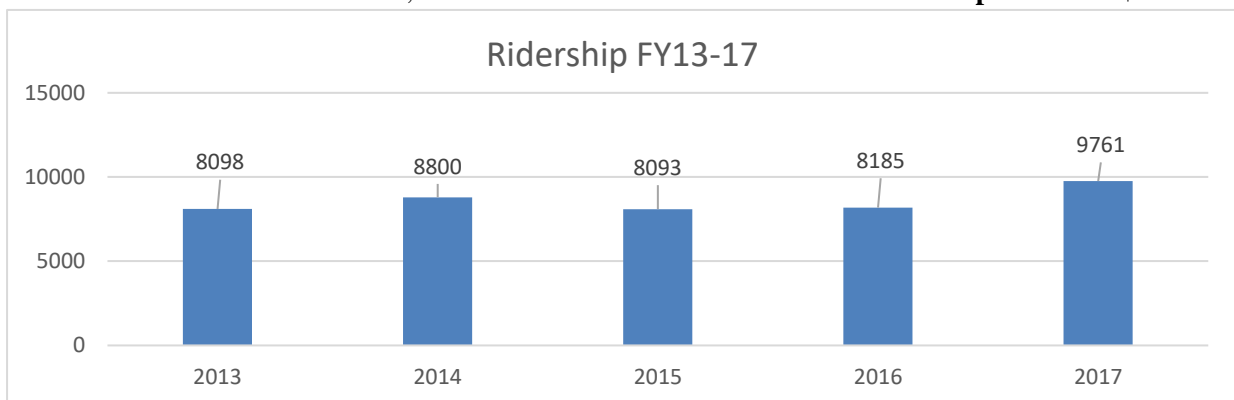
**State Funds** \$ 17,620

**Total Cost per Ride** \$10.72

**Total Cost per Mile** \$8.06

**State & Federal Cost per Ride** \$7.85

**State & Federal Cost per mile** \$5.90



## Palace Transit-Mitchell, South Dakota

**Address:** 300 West 1<sup>st</sup> Ave. Mitchell, SD 57301  
**Phone:** (605) 995-8440  
**Contact:** Jessica Pickett  
**Email:** jpickett@cityofmitchell.org  
**Website:** cityofmitchell.org

### System Characteristics

**Service Type:** Demand Response  
**Service Hours:** M-F 5:30AM-8PM  
**Fare Structure:** \$2 per one-way trip  
 7:30AM-4:30PM  
**Service Area:** City of Mitchell

### Ridership Characteristics

<b>Elderly</b>	16,021
<b>Disabled</b>	28,940
<b>Youth</b>	34,871
<b>Public</b>	<u>7,557</u>
<b>Total</b>	87,389

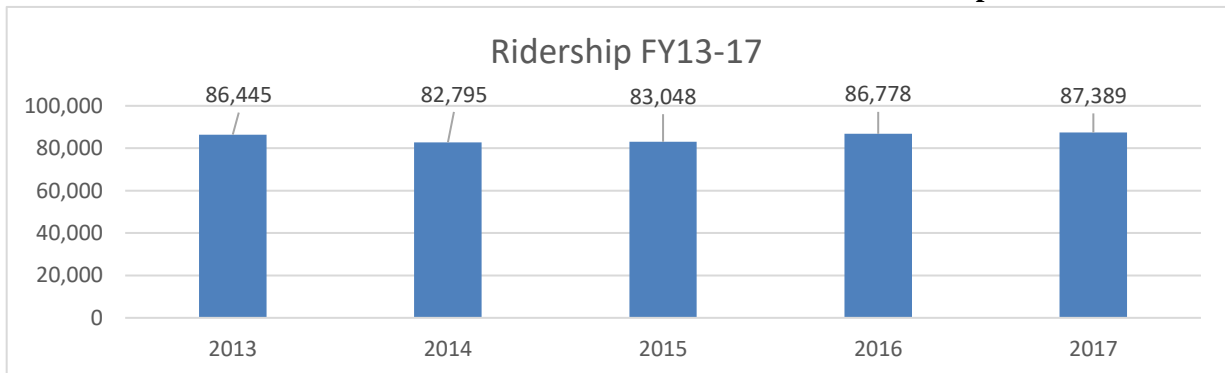
### Ride Type

<b>Medical</b>	9,893
<b>Employment</b>	26,693
<b>Nutrition</b>	5,874
<b>Social</b>	14,955
<b>Education</b>	28,781
<b>Shopping</b>	1,193
<b>Other</b>	<u>0</u>
<b>Total</b>	87,389

### Funding and Expenditures

<b>Section 5311 Awarded</b>	\$363,339
<b>Revenue</b>	\$126,057
<b>Local Match</b>	\$205,079
<b>Title III-B Funds</b>	<u>\$ 19,697</u>
<b>Total</b>	\$714,172
<b>State Funds</b>	\$ 74,281
<b>Total Cost per Ride</b>	\$8.17
<b>Total Cost per Mile</b>	\$4.45
<b>State &amp; Federal Cost per Ride</b>	\$5.23
<b>State &amp; Federal Cost per mile</b>	\$2.85

**Total Revenue Hours** 15,361  
**Total Revenue Miles** 160,428



## People's Transit-Huron, South Dakota

**Address:** 120 Wyoming SW Huron, SD 57350  
**Phone:** (605) 353-0100  
**Contact:** Gayle Kludt  
**Email:** gayle.peoplestransit@midconetwork.com  
**Website:** peoplestransithuron.com

### System Characteristics

**Service Type:** Demand Response  
**Service Hours:** M-F 6AM-6PM  
**Fare Structure:** Youth \$2.50  
                   Adult \$3.50  
**Service Area:** Beadle & Sanborn Counties

### Ridership Characteristics

<b>Elderly</b>	19,471
<b>Disabled</b>	8,451
<b>Youth</b>	38,384
<b>Public</b>	<u>16,135</u>
<b>Total</b>	82,441

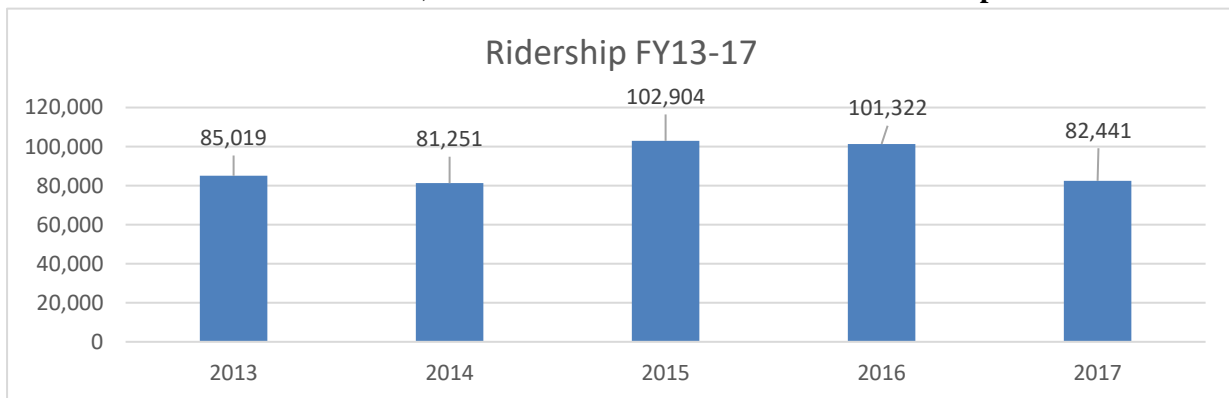
### Ride Type

<b>Medical</b>	21,634
<b>Employment</b>	10,249
<b>Nutrition</b>	150
<b>Social</b>	8,152
<b>Education</b>	35,607
<b>Shopping</b>	4,309
<b>Other</b>	<u>2,340</u>
<b>Total</b>	82,441

**Total Revenue Hours** 19,456  
**Total Revenue Miles** 289,233

### Funding and Expenditures

<b>Section 5311 Awarded</b>	\$374,497
<b>Revenue</b>	\$110,511
<b>Local Match</b>	\$234,962
<b>Title III-B Funds</b>	<u>\$ 19,096</u>
<b>Total</b>	\$739,066
<b>State Funds</b>	\$ 52,188
<b>Total Cost per Ride</b>	\$8.96
<b>Total Cost per Mile</b>	\$2.56
<b>State &amp; Federal Cost per Ride</b>	\$5.40
<b>State &amp; Federal Cost per mile</b>	\$1.54



# Prairie Hills Transit- Spearfish, South Dakota

**Address:** 2015 Tumble Weed Trail Spearfish, SD 57783  
**Phone:** (605) 642-6613  
**Contact:** Barb Cline  
**Email:** bkcline@prairiehillstransit.com  
**Website:** prairiehillstransit.com

## System Characteristics

**Service Type:** Demand Response  
**Service Hours:** Varies by community  
**Fare Structure:** \$2-\$2.50 local trip  
**Service Area:** Lawrence, Meade, Custer, Fall River, Butte and Pennington County

## Ridership Characteristics

<b>Elderly</b>	28,980
<b>Disabled</b>	27,482
<b>Youth</b>	29,386
<b>Public</b>	<u>21,027</u>
<b>Total</b>	106,875

## Ride Type

<b>Medical</b>	23,973
<b>Employment</b>	25,951
<b>Nutrition</b>	2,057
<b>Social</b>	13,623
<b>Education</b>	27,945
<b>Shopping</b>	13,326
<b>Other</b>	<u>0</u>
<b>Total</b>	106,875

**Total Revenue Hours** 37,844  
**Total Revenue Miles** 567,266

## Funding and Expenditures

<b>Section 5311 Awarded</b>	\$ 646,804
<b>Revenue</b>	\$ 186,827
<b>Local Match</b>	\$ 295,653
<b>Title III-B Funds</b>	<u>\$ 74,201</u>
<b>Total</b>	\$1,203,485

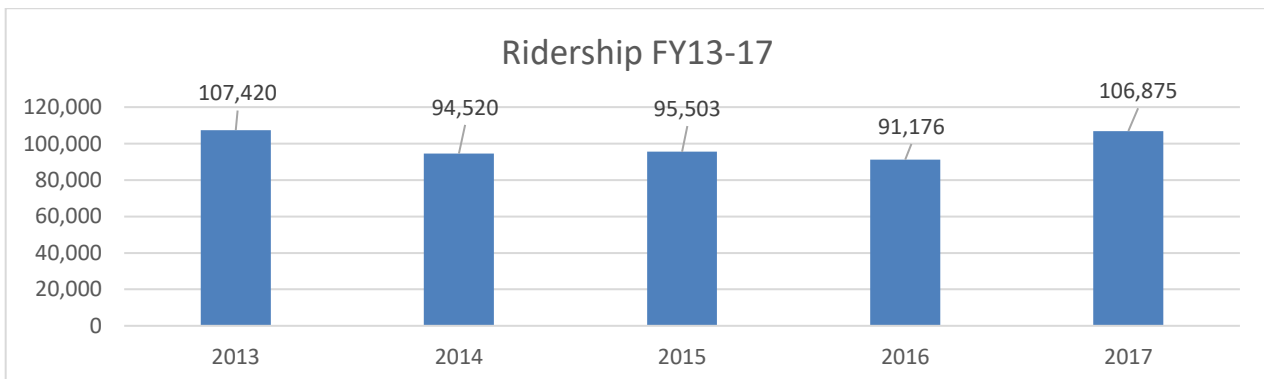
**State Funds** \$ 86,931

**Total Cost per Ride** \$11.26

**Total Cost per Mile** \$2.12

**State & Federal Cost per Ride** \$7.56

**State & Federal Cost per mile** \$1.42





# River Cities Transit- Pierre, South Dakota

**Address:** 1600 East Dakota Ave. Pierre, SD 57501  
**Phone:** (605) 945-2360  
**Contact:** Ron Baumgart  
**Email:** ron.rct@midconetwork.com  
**Website:** rcptransit.com

## System Characteristics

**Service Type:** Demand Response  
**Service Hours:** 24-7  
**Fare Structure:** \$1-\$1.55 per one-way trip  
**Service Area:** Hughes, Stanley, Hand, Hyde, Dewey Ziebach, Haakon, East Pennington, Jones, Lyman, N. Jackson, Potter and Sully Counties

## Ridership Characteristics

<b>Elderly</b>	28,322
<b>Disabled</b>	75,826
<b>Youth</b>	118,751
<b>Public</b>	138,148
<b>Total</b>	361,047

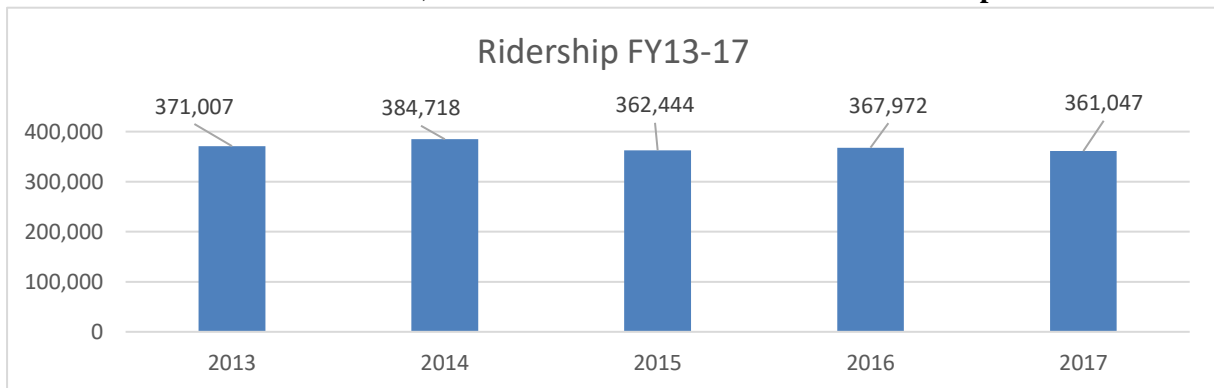
## Ride Type

<b>Medical</b>	25,540
<b>Employment</b>	62,435
<b>Nutrition</b>	1,754
<b>Social</b>	128,048
<b>Education</b>	121,108
<b>Shopping</b>	18,881
<b>Other</b>	3,281
<b>Total</b>	361,047

## Funding and Expenditures

<b>Section 5311 Awarded</b>	\$1,665,532
<b>Revenue</b>	\$ 504,194
<b>Local Match</b>	\$1,010,443
<b>Title III-B Funds</b>	\$ 51,869
<b>Total</b>	\$3,232,038
<b>State Funds</b>	\$ 99,929
<b>Total Cost per Ride</b>	\$8.95
<b>Total Cost per Mile</b>	\$3.46
<b>State &amp; Federal Cost per Ride</b>	\$5.03
<b>State &amp; Federal Cost per mile</b>	\$1.94

<b>Total Revenue Hours</b>	71,555
<b>Total Revenue Miles</b>	934,755



## Rural Office of Community Services- Lake Andes, South Dakota

**Address:** 140 SD HWY 50 Lake Andes, SD 57256  
**Phone:** (605) 487-7635  
**Contact:** Jackie Scott  
**Email:** jscott@rocsinc.org  
**Website:** www.rocsinc.org/rocs-transit

### System Characteristics

**Service Type:** Demand Response  
**Service Hours:** 8AM-4:30PM  
**Fare Structure:** Varies by community  
**Service Area:** Cites of Beresford, Canton, Winner. Counties of Aurora, Bon Homme, Brule, Charles Mix, Douglas, Gregory, Jerauld, McCook, Tripp and Turner

### Ridership Characteristics

<b>Elderly</b>	64,298
<b>Disabled</b>	17,307
<b>Youth</b>	17,826
<b>Public</b>	<u>4,741</u>
<b>Total</b>	104,172

### Ride Type

<b>Medical</b>	12,866
<b>Employment</b>	1,951
<b>Nutrition</b>	33,582
<b>Social</b>	7,327
<b>Education</b>	24,062
<b>Shopping</b>	20,053
<b>Other</b>	<u>4,331</u>
<b>Total</b>	104,172

### Funding and Expenditures

<b>Section 5311 Awarded</b>	\$413,949
<b>Revenue</b>	\$248,902
<b>Local Match</b>	\$236,926
<b>Title III-B Funds</b>	<u>\$ 36,339</u>
<b>Total</b>	\$936,116

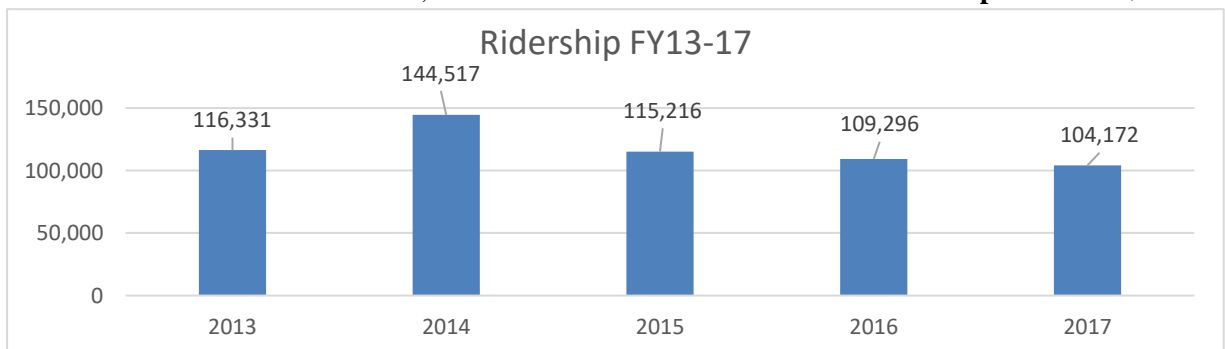
**State Funds** \$ 83,411

**Total Cost per Ride** \$8.99

**Total Cost per Mile** \$2.45

**State & Federal Cost per Ride** \$5.12

**State & Federal Cost per mile** \$1.40



## Rosebud Sioux Tribe Transportation- Rosebud, South Dakota

**Address:** BIA Route 1 Rosebud, SD 57570  
**Phone:** (605) 747-2718  
**Contact:** Leroy Sleeping Bear  
**Email:** leroy.sleepingbear@rst-nsn.gov  
**Website:** rosebudsiouxtribe-nsn.gov

### System Characteristics

**Service Type:** Demand Response  
**Service Hours:** 8AM-4PM M-F  
**Fare Structure:** \$1 per stop  
**Service Area:** Rosebud Reservation and communities in Todd and Mellette Counties

### Ridership Characteristics

<b>Elderly</b>	3,505
<b>Disabled</b>	445
<b>Youth</b>	7,131
<b>Public</b>	<u>80,816</u>
<b>Total</b>	91,897

### Ride Type

<b>Medical</b>	1,381
<b>Employment</b>	51,482
<b>Nutrition</b>	365
<b>Social</b>	841
<b>Education</b>	818
<b>Shopping</b>	12,192
<b>Other</b>	<u>24,818</u>
<b>Total</b>	91,897

### Funding and Expenditures

<b>Section 5311 Awarded</b>	\$269,882
<b>Revenue</b>	\$129,666
<b>Local Match</b>	\$130,895
<b>Title III-B Funds</b>	<u>\$ 0</u>
<b>Total</b>	\$530,443

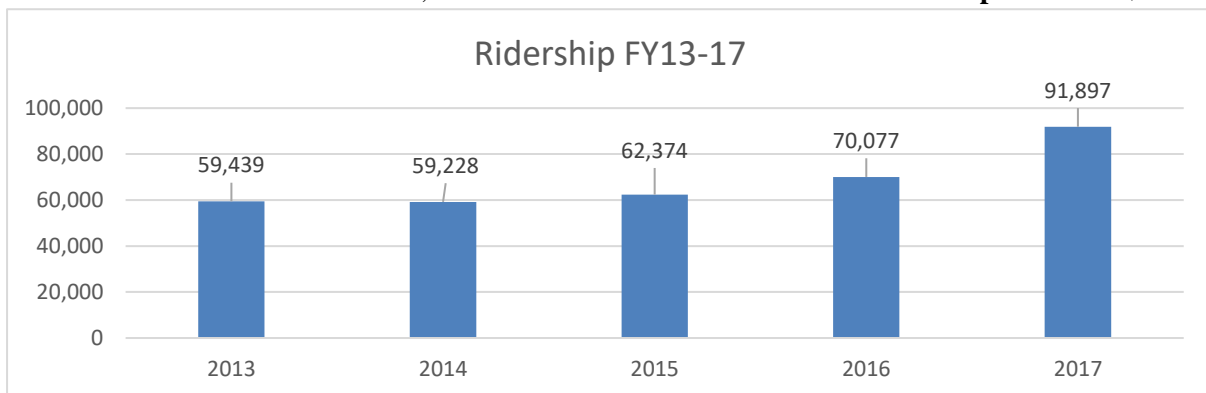
<b>State Funds</b>	\$ 35,426
--------------------	-----------

<b>Total Cost per Ride</b>	\$5.77
----------------------------	--------

<b>Total Cost per Mile</b>	\$1.76
----------------------------	--------

<b>State &amp; Federal Cost per Ride</b>	\$3.32
--	--------

<b>State &amp; Federal Cost per mile</b>	\$1.02
--	--------



## Spink County Transit- Redfield, South Dakota

**Address:** 728 South Main St Redfield, SD 57469  
**Phone:** (605) 472-1552  
**Contact:** Lisa Manning  
**Email:** lisaamanning@nvc.net  
**Website:** city.redfield-sd.com

### System Characteristics

**Service Type:** Demand Response  
**Service Hours:** 8AM-4PM  
**Fare Structure:** \$2 round trip  
**Service Area:** Spink County

### Ridership Characteristics

<b>Elderly</b>	7,556
<b>Disabled</b>	115
<b>Youth</b>	11,225
<b>Public</b>	<u>669</u>
<b>Total</b>	19,565

### Ride Type

<b>Medical</b>	807
<b>Employment</b>	772
<b>Nutrition</b>	3,124
<b>Social</b>	1,390
<b>Education</b>	11,221
<b>Shopping</b>	1,666
<b>Other</b>	<u>585</u>
<b>Total</b>	19,565

### Funding and Expenditures

<b>Section 5311 Awarded</b>	\$46,972
<b>Revenue</b>	\$24,186
<b>Local Match</b>	\$22,984
<b>Title III-B Funds</b>	<u>\$ 2,614</u>
<b>Total</b>	\$96,756

**State Funds** \$13,280

**Total Cost per Ride** \$4.95

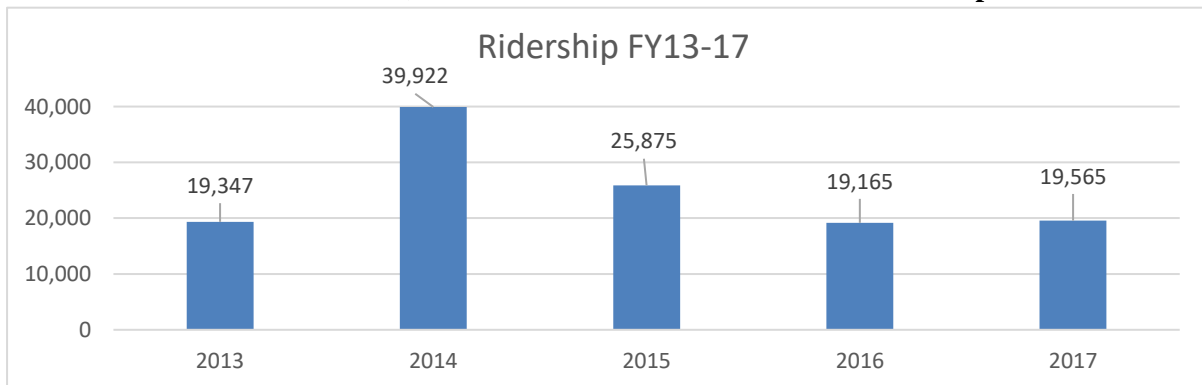
**Total Cost per Mile** \$4.42

**State & Federal Cost per Ride** \$3.21

**State & Federal Cost per mile** \$2.87

**Total Revenue Hours** 2,104

**Total Revenue Miles** 21,879



# Standing Rock Public Transit- Fort Yates, North Dakota

**Address:** 9299 HWY 24 Fort Yates, ND 58538  
**Phone:** (701) 854-8090  
**Contact:** Pam Ternes  
**Email:** pam.ternes@sittingbull.edu  
**Website:** sittingbull.edu

## System Characteristics

**Service Type:** Demand Response  
**Service Hours:** 6am-6pm  
**Fare Structure:** \$5 one-way  
**Service Area:** Corson and Walworth Counties in SD\*

## Ridership Characteristics

<b>Elderly</b>	496
<b>Disabled</b>	9
<b>Youth</b>	43
<b>Public</b>	<u>3,994</u>
<b>Total</b>	4,542

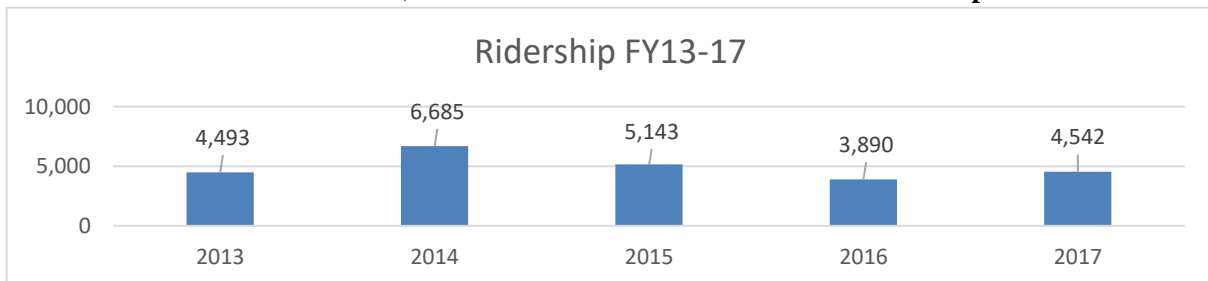
## Ride Type

<b>Medical</b>	381
<b>Employment</b>	3,280
<b>Nutrition</b>	0
<b>Social</b>	0
<b>Education</b>	330
<b>Shopping</b>	0
<b>Other</b>	<u>551</u>
<b>Total</b>	4,542

## Funding and Expenditures

<b>Section 5311 Awarded</b>	\$ 96,016
<b>Revenue</b>	\$ 21,503
<b>Local Match</b>	\$ 41,916
<b>Title III-B Funds</b>	<u>\$ 0</u>
<b>Total</b>	\$159,435
<b>State Funds</b>	\$ 26,226
<b>Total Cost per Ride</b>	\$35.10
<b>Total Cost per Mile</b>	\$2.47
<b>State &amp; Federal Cost per Ride</b>	\$26.91
<b>State &amp; Federal Cost per mile</b>	\$1.90

**Total Revenue Hours** 1,776  
**Total Revenue Miles** 64,397



\*Demographic Data for Standing Rock Transportation:

Corson and Walworth County's Combine Population: 9,746  
 Corson and Walworth County's Combine Square Mileage: 3,179  
 Corson County population per square mile: 1.6 persons  
 Walworth County population per square mile: 7.7 persons

## Vermillion Public Transit- Vermillion, South Dakota

**Address:** 604 1/2 High St. Vermillion, SD 57069  
**Phone:** (605) 624-7433  
**Contact:** Barb Ballensky  
**Email:** barbb@sesdac.org  
**Website:** www.sesdac.org/public-transit/

### System Characteristics

**Service Type:** Demand Response  
**Service Hours:** M-F 8AM-10PM  
 Sat 9AM-7PM  
 SUN 9AM-2PM  
**Fare Structure:** Call for fare  
**Service Area:** Vermillion, Burbank and Meckling

### Ridership Characteristics

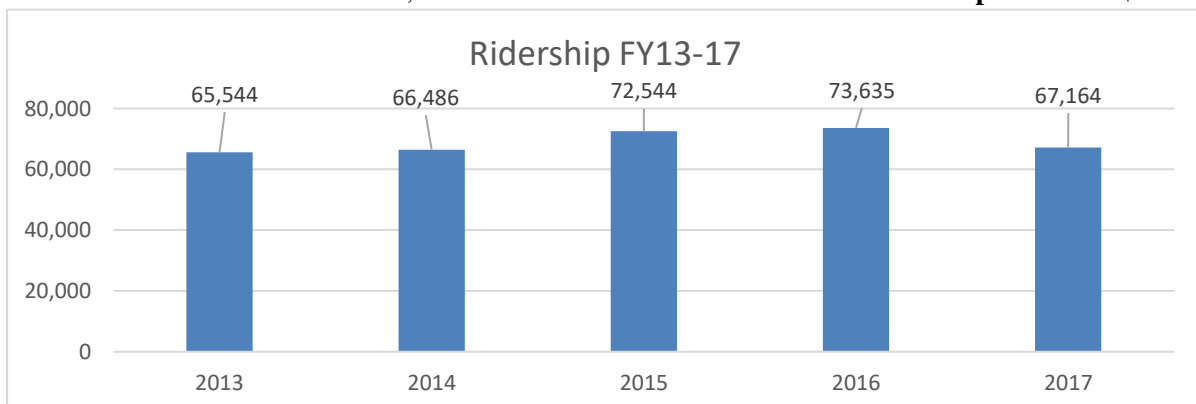
<b>Elderly</b>	6,548
<b>Disabled</b>	30,510
<b>Youth</b>	4,020
<b>Public</b>	<u>26,102</u>
<b>Total</b>	67,180

### Ride Type

<b>Medical</b>	3,580
<b>Employment</b>	33,791
<b>Nutrition</b>	821
<b>Social</b>	5,694
<b>Education</b>	1,851
<b>Shopping</b>	21,443
<b>Other</b>	<u>0</u>
<b>Total</b>	67,180

### Funding and Expenditures

<b>Section 5311 Awarded</b>	\$179,568
<b>Revenue</b>	\$ 57,775
<b>Local Match</b>	\$101,256
<b>Title III-B Funds</b>	<u>\$ 16,660</u>
<b>Total</b>	\$355,259
<b>State Funds</b>	\$ 45,065
<b>Total Cost per Ride</b>	\$5.29
<b>Total Cost per Mile</b>	\$3.94
<b>State &amp; Federal Cost per Ride</b>	\$3.59
<b>State &amp; Federal Cost per mile</b>	\$2.68



# Watertown Area Transit- Watertown, South Dakota

**Address:** 205 1<sup>st</sup> Ave. Northeast Watertown, SD 57201  
**Phone:** (605) 882-5287  
**Contact:** Terry Hoffman  
**Email:** terry.wat@midconetwork.com  
**Website:** watertowntransit.com

## System Characteristics

**Service Type:** Demand Response  
**Service Hours:** M-F 6AM-6PM  
 SAT 6AM-4PM  
**Fare Structure:** \$2.50 in town one-way  
**Service Area:** City of Watertown, Hamlin,  
 Deuel, and Clark Counties

## Ridership Characteristics

<b>Elderly</b>	13,903
<b>Disabled</b>	9,598
<b>Youth</b>	23,728
<b>Public</b>	18,842
<b>Total</b>	66,071

## Ride Type

<b>Medical</b>	12,564
<b>Employment</b>	16,082
<b>Nutrition</b>	2,854
<b>Social</b>	8,599
<b>Education</b>	21,009
<b>Shopping</b>	1,223
<b>Other</b>	3,740
<b>Total</b>	66,071

**Total Revenue Hours** 18,916  
**Total Revenue Miles** 268,303

## Funding and Expenditures

<b>Section 5311 Awarded</b>	\$204,010
<b>Revenue</b>	\$ 71,533
<b>Local Match</b>	\$ 93,385
<b>Title III-B Funds</b>	\$ 11,017
<b>Total</b>	\$379,945

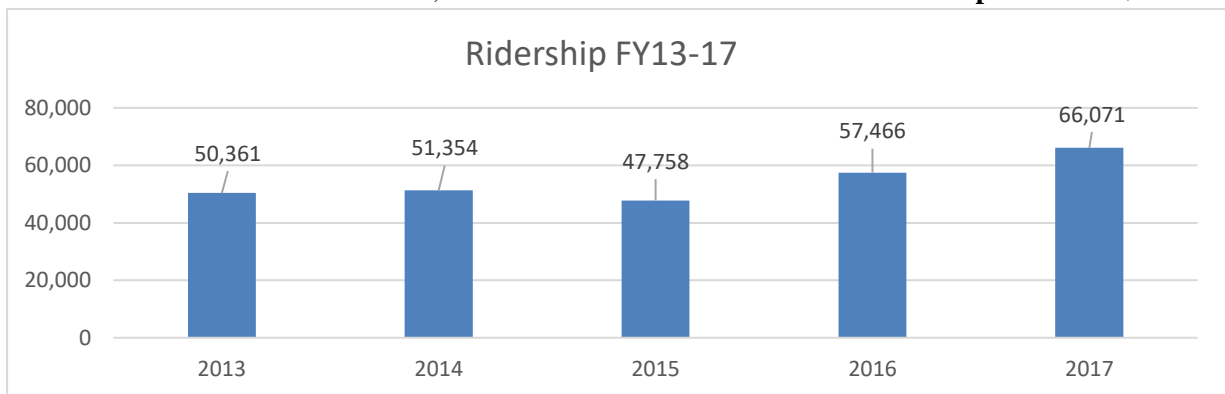
**State Funds** \$ 34,889

**Total Cost per Ride** \$5.75

**Total Cost per Mile** \$1.42

**State & Federal Cost per Ride** \$3.78

**State & Federal Cost per mile** \$.93



# Yankton Transit- Yankton, South Dakota

**Address:** 901 East 7<sup>th</sup> St. Yankton, SD 57078  
**Phone:** (605) 665-4610  
**Contact:** Ron Baumgart  
**Email:** yanktontransit@iw.net  
**Website:** yanktontransit.com

## System Characteristics

**Service Type:** Demand Response  
**Service Hours:** M-F 7:30AM-4:30PM  
**Fare Structure:** \$2 one-way trip  
**Service Area:** City of Yankton and Yankton County

## Ridership Characteristics

<b>Elderly</b>	18,896
<b>Disabled</b>	40,531
<b>Youth</b>	33,190
<b>Public</b>	<u>19,987</u>
<b>Total</b>	112,604

## Ride Type

<b>Medical</b>	20,957
<b>Employment</b>	27,927
<b>Nutrition</b>	1,231
<b>Social</b>	32,826
<b>Education</b>	24,912
<b>Shopping</b>	4,751
<b>Other</b>	<u>0</u>
<b>Total</b>	112,604

**Total Revenue Hours** 17,894  
**Total Revenue Miles** 201,362

## Funding and Expenditures

<b>Section 5311 Awarded</b>	\$301,768
<b>Revenue</b>	\$122,216
<b>Local Match</b>	\$159,820
<b>Title III-B Funds</b>	<u>\$ 14,498</u>
<b>Total</b>	\$598,302

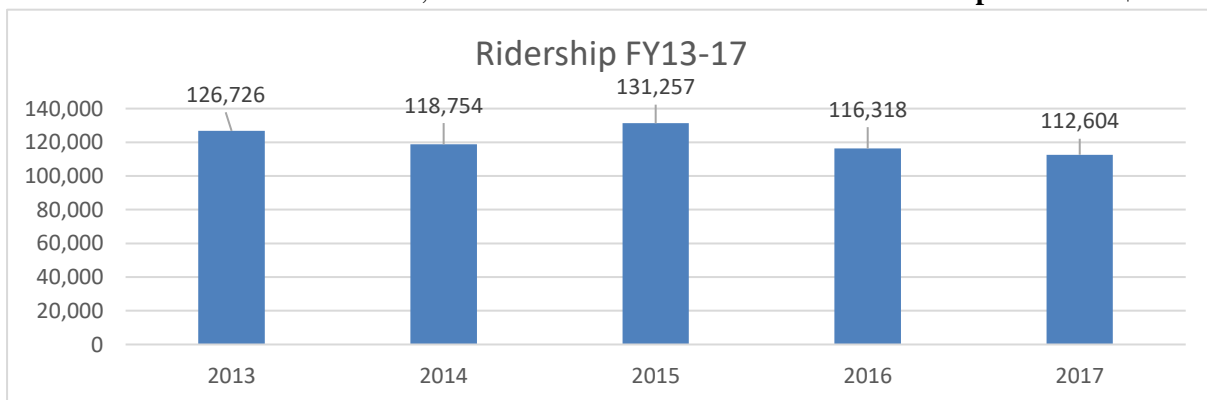
**State Funds** \$ 47,118

**Total Cost per Ride** \$5.31

**Total Cost per Mile** \$2.97

**State & Federal Cost per Ride** \$3.23

**State & Federal Cost per mile** \$1.80





## Dakota Transit Association Conference



### Grand Forks, North Dakota

September 11-13, 2017

The Dakota Transit Association was formed in 1985 to address the need for greater communication between transportation providers and to serve as a unified voice for public transportation agencies within the state of North and South Dakota at the national level. Each year, transit agencies and State DOT's from both North and South Dakota meet for an annual conference. The conference awards ceremony is an opportunity to recognize those who have contributed their skills and talents to help make public transportation in the Dakotas as successful as it is today.



(From Left to Right, Kathy Holman accepts the “Innovative Transit of the Year award for Community Transit-Sisseton, SD; Larry Jensen of the Brookings County Highway Department accepts the “Friend of Transit Award;” Deb Stuchl of Watertown Area Transit was awarded as the “Support Staff of the Year;” Travis Bortnem accepts the the “Above and Beyond” award on behalf of Charlie Schnabel of Brookings Area Transit.)

## Dakota Transit Association Driver Training and Roadeo Grand Forks, North Dakota

September 9-10<sup>th</sup>, 2017

The Dakota Transit Association (DTA) hosts the annual Driver Roadeo as the kickoff to the DTA conference. The DTA Roadeo is an opportunity for drivers to gain recognition for their driving skills. While there are awards for the top finishers, winning is not the primary reason for this competition. The Roadeo is an opportunity to test their skills and meet others in the profession.



(From Left to Right, Dave Chipman 1<sup>st</sup> Place Prairie Hills Transit-Spearfish, SD; Ryan DeRouchey 2<sup>nd</sup> Place Aberdeen Ride Line; Eric Peterson 3<sup>rd</sup> Place River Cities Transit-Pierre, SD; 4<sup>th</sup> Place Keith Light River Cities Transit; 5<sup>th</sup> Place Lance Biainas, River Cities Transit; 4<sup>th</sup> Place for North Dakota Terry Condon Standing Rock Public Transit- Fort Yates, ND; Driver of the Year Award goes to Jim Miller Watertown Area Transit)

South Dakota Department of Transportation  
Division of the Secretariat  
Office of Air, Rail and Transit  
700 East Broadway Avenue  
Pierre, SD 57501-2586  
605-773-3574

200 Copies of this Book Were Printed.