

**State of South Dakota  
Department of Transportation**

**Public and Specialized  
Transportation  
Fiscal Year 2016**

**Prepared by:  
South Dakota Department of  
Transportation  
Division of Secretariat  
Office of Air, Rail and Transit  
700 East Broadway Avenue  
Pierre, South Dakota 57501-2586  
[http://www.sddot.com/transportation/  
transit/Default.aspx](http://www.sddot.com/transportation/transit/Default.aspx)**

# Table of Contents

<b>Program Summary</b>	<b>3</b>
<b>Executive Summary</b>	<b>4-5</b>
<b>Rural Transit Agencies in South Dakota Map</b>	<b>6</b>
<b>Rural Public and Specialized Total Passenger and Trip Characteristics</b>	<b>7</b>
<b>Fiscal Year 2016 Specialized Transportation Statistics</b>	<b>8</b>
<b>Administration and Operating Statistics</b>	<b>9</b>
<b>Rural Public Transit Systems Funding Breakdown</b>	<b>10</b>
<b>Rural Public Transportation System Data</b>	<b>11-33</b>
<b>Other Transit Program Information</b>	<b>34</b>
<b>DTA Conference and Rodeo 2016</b>	<b>35-36</b>



# Program Summary

Welcome to the South Dakota Department of Transportation's Public and Special Transportation statistical report for Fiscal Year 2016.

This report is published annually and condenses the fiscal year administration and operational records for the 23 rural public transit systems as well as one inter-city bus system in South Dakota. The report is published largely to provide information about the performance of the public transit programs for the fiscal year. The report is distributed and available to state and local officials, support agencies, boards of directors, and the general public.

During Fiscal Year 2016, 469 vehicles funded by Federal Transit Administration (FTA) provided rural public and special transportation services in South Dakota. Federal funding sources included: FTA Section 5339, 5309, 5310, 5311, and some non-FTA funded vehicles receiving FTA Section 5311 operating funds. These vehicles traveled 5,072,662 miles and provided 1,708,677 rides during Fiscal Year 2016.

The transit systems operating in Sioux Falls and Rapid City receive FTA Section 5307 urban transit capital and operating funds directly from FTA. In FY 2016, Sioux Falls and Rapid City public transit vehicles traveled 1,917,507 miles and provided 1,358,060 rides.

The Deadwood Trolley System provided 214,421 rides and traveled 112,383 miles during Fiscal Year 2016.

Public and special transportation service providers are a key element in the successful implementation of numerous state policy objectives. Among those is the effort to keep elderly citizens and citizens with disabilities in their own homes and communities—in an independent living status, instead of forcing them into the more costly nursing home environment or requiring them to migrate to urban areas for needed services.

Please send any questions or comments to:



South Dakota Department of Transportation  
Division of Secretariat  
Office of Air, Rail and Transit  
700 East Broadway Avenue  
Pierre, South Dakota 57501-2586  
605-773-3574

# Executive Summary

Approximately 43 rural and specialized transit organizations are providing service covering 70 percent of the geographic area within South Dakota. These transit organizations assist elderly citizens, citizens with disabilities, youth, the general public and low income citizens to gain access to needed medical, nutrition, education, employment, social and commercial services, particularly in the rural areas of South Dakota.

Public transit providers range in size from those which provide daily fixed route/fixed schedule services, to demand-response services with schedules and destinations determined on a day-to-day basis.

The South Dakota Department of Transportation, Office of Air, Rail and Transit administers several programs through the United States FTA which support public and specialized transportation service providers in South Dakota. These programs include:

- **Section 5303** provides urban transit planning assistance program funds and transit planning activities in the metropolitan areas of South Dakota including Sioux Falls and Rapid City.
- **Section 5304** provides statewide rural planning and research. At the state's discretion, the funds may be used for statewide planning, technical assistance, planning support, research and development for non-urbanized areas.
- **Section 5339** provides capital assistance for buses, bus related equipment and facilities to public bodies and agencies including transit authorities, state and local public bodies and other political subdivisions of states, certain public corporations, boards and commissions established under state law.
- **Section 5310** provides capital grants to private nonprofit organizations and governmental authorities where no non-profit organizations are available to support transportation for seniors and individuals with disabilities.

The goal of Section 5310 funding is to improve mobility for seniors and individuals with disabilities by removing barriers to transportation services and to expand the transportation mobility options available and to serve the special needs of transit-dependent populations beyond traditional public transportation and ADA complementary paratransit services. FTA does this by providing financial assistance for transportation services to meet this clientele in all areas-rural, small urbanized and large urbanized. Also, coordination between other federally assisted programs and services to make efficient use of federal resources is required.

- **Section 5311** provides capital, administration, and operating grants for public transportation service projects in non-urbanized areas (less than 50,000 population).

Section 5311 funds are available for capital, operating and project administration costs for rural public transportation projects in areas other than urbanized areas (50,000 population). One of the main goals of Section 5311 funding is to enhance the access of people in non urbanized areas to health care, shopping, education, employment, public services, and recreation.

- **Section 5311(b)(3)** Rural Technical Assistance Program (RTAP) provides funds to support the training and technical assistance needs of rural transit operators and drivers.
- **Section 5316** (JARC or Job Access/Reverse Commute) Job Access grants are for the development of new transportation services for low income workers and/or closing gaps in existing service; Reverse Commute projects are meant to provide transportation to suburban jobs from other suburban, urban and rural locations but not necessarily just for low income households. Subgrantees are required to provide a 50% match for operating expenses and a 20% match for capital expenses.

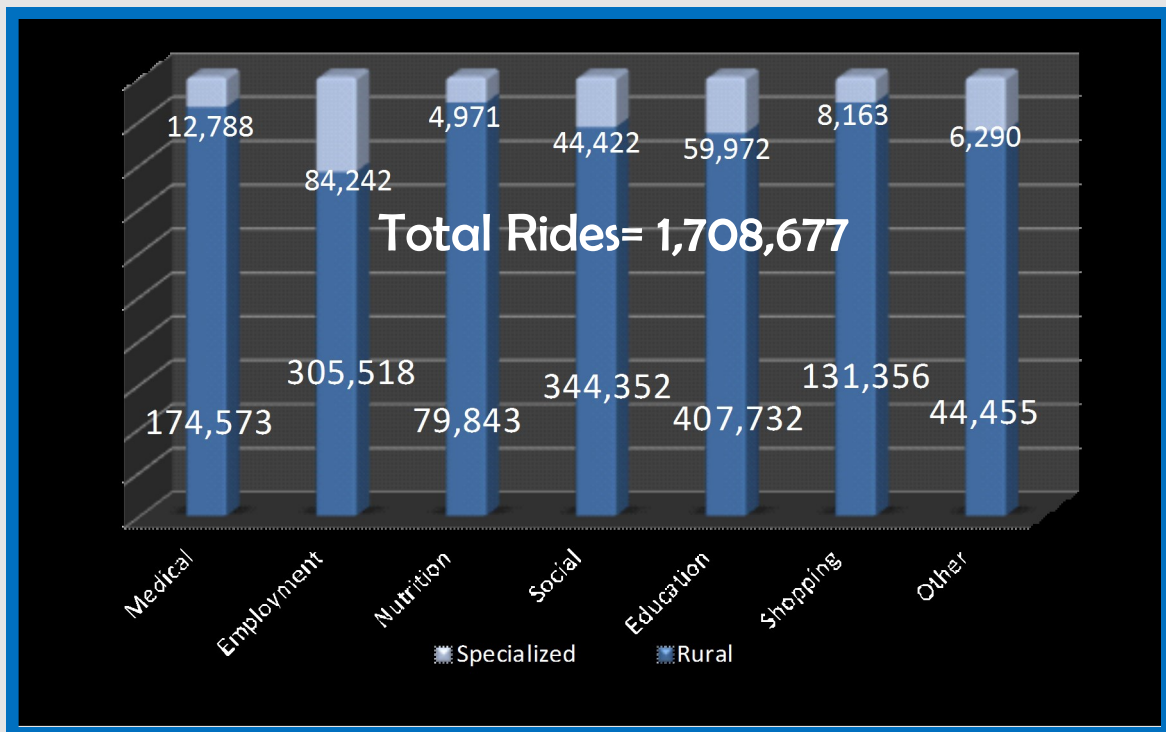
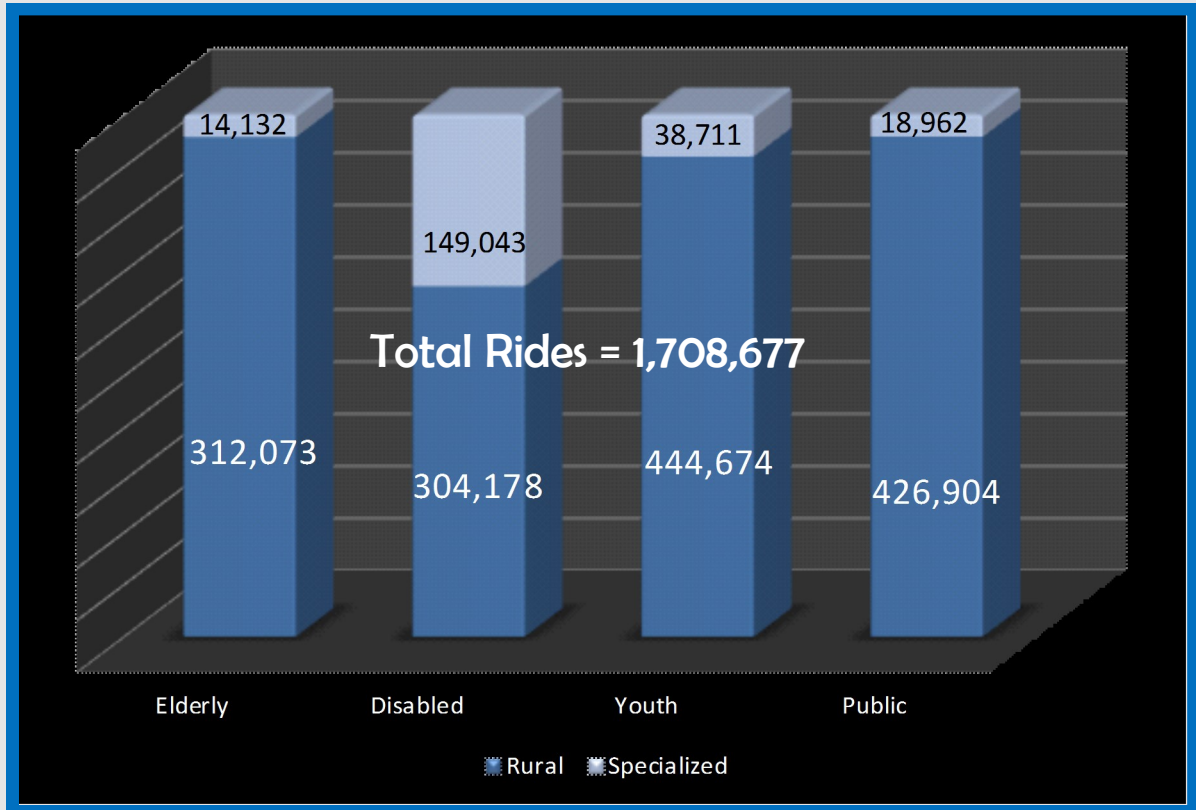
Capital expenses under Sections 5539, 5310 and 5311 programs include the acquisition, construction, purchase of vehicles and improvement of public transportation facilities and equipment needed for an efficient and coordinated public transportation system.

The Office of Air, Rail and Transit grants state dollars to help meet the local matching fund requirements of Federal transit program sub grantees.

The Office of Air, Rail and Transit and the South Dakota Department of Human Services, Division of Adult Services and Aging work in close coordination in matters pertaining to transportation services for people who are elderly or have disabilities. Each year, the Division of Adult Services and Aging provides funds which are dispersed through the Office of Air, Rail and Transit to offset transportation costs for some agencies. Transportation is considered a supportive function eligible through Title III-B. These funds are referred to as Title III-B funds throughout this book.



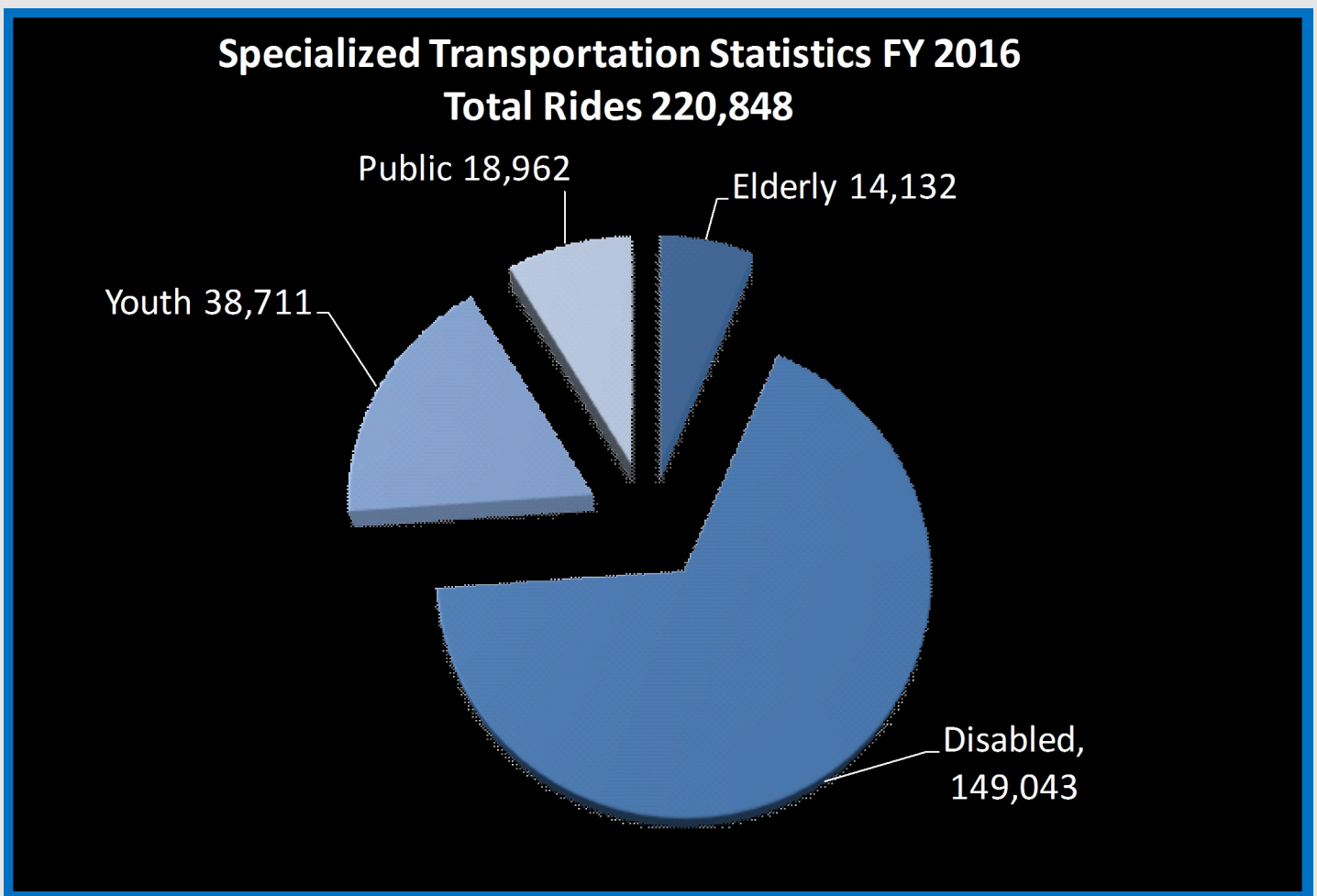
# Fiscal Year 2016 Rural Public and Specialized Transportation Passenger and Trip Characteristics



## Fiscal Year 2016 Specialized Transportation Statistics

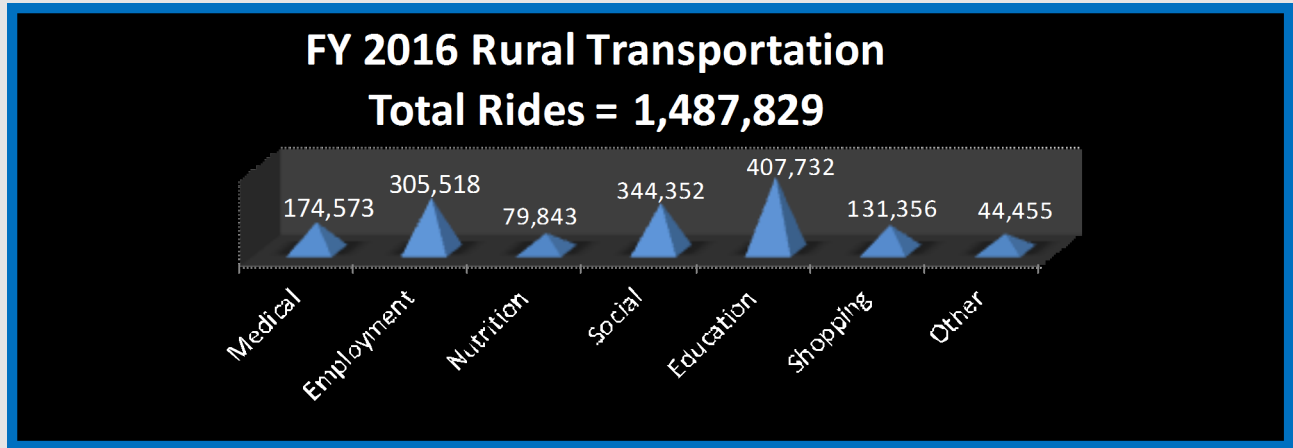
In FY 2016, 73 vehicles funded under FTA Section 5309, 5339 and FTA Section 5310 programs provided specialized transportation in South Dakota. These vehicles total traveled 751,670 miles and provided 220,848 rides .

The graph indicates that citizens with disabilities were the major users of specialized transportation services in South Dakota during Fiscal Year 2016.





## Fiscal Year 2016 Administration and Operating Statistics



The goals of Section 5311 program are to:

1. Enhance the access of people in non-urbanized areas to health care, shopping, education, employment, public service, and recreation.
2. Assist in the maintenance, development, improvement, and use of public transportation systems in rural areas. (cities with less than 50,000 in population)
3. Encourage and make possible the most efficient use of federal funds used to provide passenger transportation in non-urbanized areas through the coordination of programs and services.

The Section 5311 program treats project administration expenses as a separate cost category from capital and operating expenses. Administration expenses are considered “non-operating”, and are funded at 82.82% federal share. Operating expenses are considered those costs directly related to system operation. Net operating expenses remain after operating revenues are subtracted from eligible operating expenses. Operating expenses are funded at 51.76% federal share of the net operating expenses.

Local funds for the 23 rural public transit agencies represent over \$5.6 million or 48.63% of total funds to keep the rural public transits operating. Local funds for the purposes of this report may include rider fares and donations, contracts with other agencies, management contracts, revenue generated from advertising, Medicaid and others.

During Fiscal Year 2016, 23 organizations provided rural public demand-response transportation services in South Dakota. These organizations operated 396 vehicles and contracted with several taxi cab companies for a total expenditure of \$13,076,577. These vehicles traveled 4,320,992 miles and provided 1,487,829 rides.

# **Funding Sources of Rural Public Transit Systems Fiscal Year 2016**

**Federal Funds = \$6,443,872\*  
(Section 5311)**

**Local Funds = \$6,338,164\*\***

**State Funds = \$900,000**

**Title III-B Funds = \$337,475**

**\*Federal funds reimbursed for rural transit only**

**\*\*Local effort is the combination of fares, advertising, Medicaid, program income, contracts and other sources of local funds from the community/ites served.**

# Aberdeen Ride Line - Aberdeen, South Dakota

**Director: Tom Wanttie**

<u>Total Ridership and Miles Driven:</u>		<u>Ride Type:</u>	
<b>Total Revenue Miles:</b>	<b>175,655</b>	Medical:	13,583
<b>Ridership Characteristic:</b>		Employment:	12,343
Elderly:	12,462	Nutrition:	305
Disabled:	15,856	Social/Recreation:	12,906
Youth:	32,964	Education:	34,709
General Public:	16,588	Shopping:	4,024
<b>Total:</b>	<b>77,870</b>	Other:	0
		<b>Total:</b>	<b>77,870</b>

## Funding and Expenditures:

Section 5311 Funds:	\$250,387.01	Total Administration Costs:	\$ 187,968.77
Title III-B Funds:	\$ 15,916.00	Total Operating Costs:	<u>\$ 386,644.29</u>
State Funds:	<u>\$ 64,364.00</u>	<b>Total Expenditures:</b>	<b>\$ 574,613.06</b>
<b>Total State and Federal Funds:</b>	<b>\$330,667.01</b>		
Local Effort*:	\$308,824.00		
<b>Total Funding:</b>	<b>\$639,491.01</b>		

Total Cost per Ride: \$ 8.21      State and Federal Cost per Ride: \$ 4.25

Total Cost per Mile: \$ 3.64      State and Federal Cost per Mile: \$ 1.88

Local Effort: 48.29% of Total Funds\*

**Phone Number:** (605) 626-3333    **Medicaid Provider:** Yes    **Website:** www.aberdeen.sd.us

**Jefferson Feeder:** Yes              **Number of vehicles:** 18

**Service Area:** City of Aberdeen

# Arrow Transit, Inc. - Lemmon, South Dakota

**Director: David Peterson**

**Total Ridership and Miles Driven:**

<b>Total Revenue Miles: 88,886</b>		<b>Ride Type:</b>	
<b>Ridership Characteristic:</b>		Medical:	1,276
Elderly:	13,340	Employment:	5,642
Disabled:	5,513	Nutrition:	1,456
Youth:	8,183	Social/Recreation:	8,618
General Public:	3,074	Education:	6,440
<b>Total:</b>	<b>30,110</b>	Shopping:	6,678
		Other:	0
		<b>Total:</b>	<b>30,110</b>

## **Funding and Expenditures:**

Section 5311 Funds:	\$ 135,911.81	Total Administration Costs:	\$ 123,418.59
Title III-B Funds:	\$ 10,829.00	Total Operating Costs:	<u>\$ 122,020.00</u>
State Funds:	<u>\$ 43,909.00</u>	<b>Total Expenditures:</b>	<b>\$ 245,438.59</b>
<b>Total State and Federal Funds:</b>	<b>\$ 190,649.81</b>		
Local Effort*:	<u>\$ 98,698.00</u>		
<b>Total Funding:</b>	<b>\$ 289,347.81</b>		

Total Cost per Ride:	\$ 9.61	State and Federal Cost per Ride:	\$ 6.33
----------------------	---------	----------------------------------	---------

Total Cost per Mile:	\$ 3.26	State and Federal Cost per Mile:	\$ 2.14
----------------------	---------	----------------------------------	---------

Local Effort: 34.11% of Total Funds.

**Phone Number:** (605) 374-3189    **Medicaid Provider:** Yes    **Website:** None

**Jefferson Feeder:** No                      **Number of vehicles:** 10

**Service Area:** City of Lemmon , Bison and Faith

# Brandon City Transit - Brandon, South Dakota

**Director: Scott Finck**

**Total Ridership and Miles Driven:**

<p><b>Total Revenue Miles: 25,536</b></p> <p><b>Ridership Characteristic:</b></p> <p>Elderly: 3,557</p> <p>Disabled: 977</p> <p>Youth: 9,498</p> <p>General Public: 316</p> <p><b>Total: 14,348</b></p>	<p><b>Ride Type:</b></p> <p>Medical: 1,025</p> <p>Employment: 1,020</p> <p>Nutrition: 90</p> <p>Social/Recreation: 1,825</p> <p>Education: 8,658</p> <p>Shopping: 1,730</p> <p>Other: 0</p> <p><b>Total: 14,348</b></p>
---	---

**Funding and Expenditures:**

Section 5311 Funds:	\$ 65,399.87	Total Administration Costs:	\$ 31,332.52
Title III-B Funds:	\$ 1,131.00	Total Operating Costs:	\$ <u>99,014.26</u>
State Funds:	<u>\$ 10,003.00</u>	<b>Total Expenditures:</b>	<b>\$ 130,346.78</b>
<b>Total State and Federal Funds:</b>	<b>\$ 76,533.87</b>		
Local Effort*:	<u>\$ 63,816.00</u>		
<b>Total Funding:</b>	<b>\$ 140,349.87</b>		

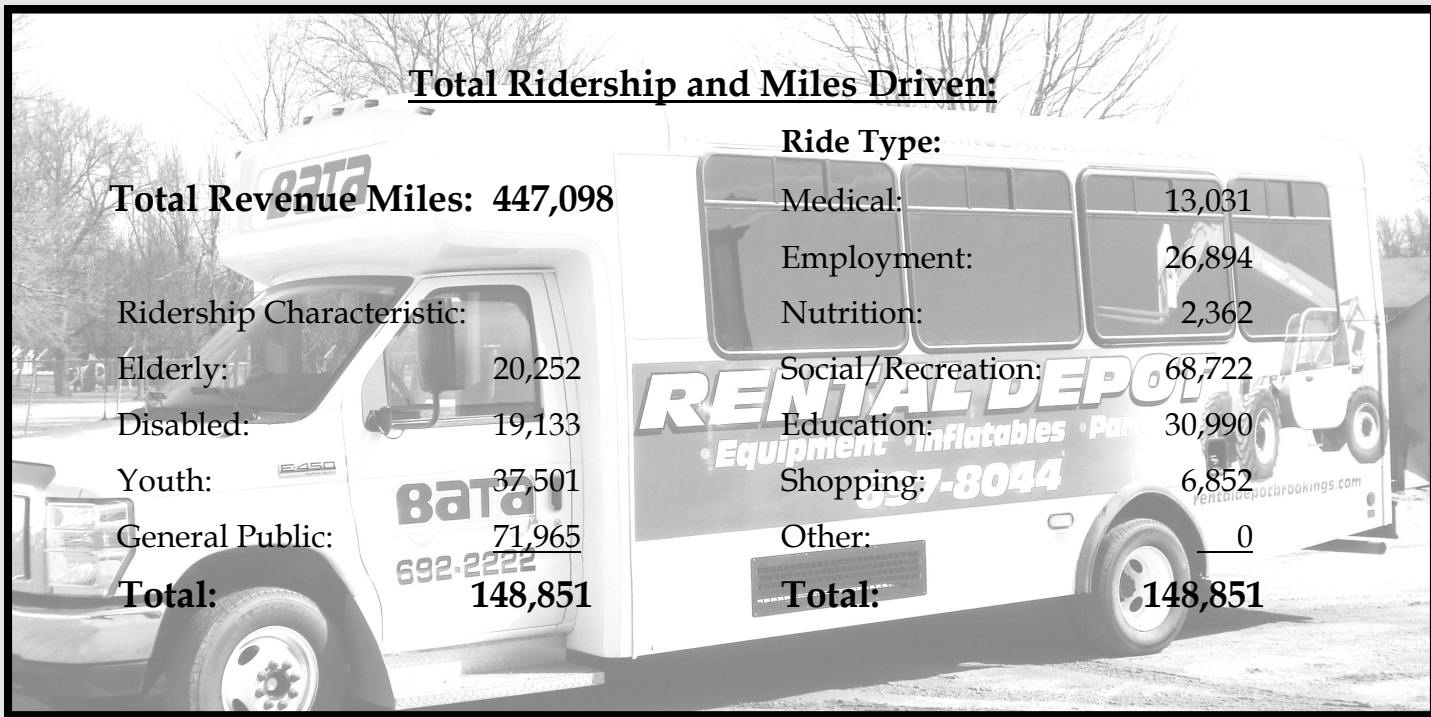
Total Cost per Ride: \$9.78	State and Federal Cost per Ride: \$ 5.33
Total Cost per Mile: \$5.50	State and Federal Cost per Mile: \$ 3.00

Local Effort: 45.47% of Total Funds.

**Phone Number:** (605) 256-6518    **Medicaid Provider:** No    **Website:** [www.brandon.govoffice.com](http://www.brandon.govoffice.com)  
**Jefferson Feeder:** No    **Number of vehicles:** 3  
**Service Area:** City of Brandon

# Brookings Area Transit Authority - Brookings, South Dakota

**Director: Brenda Schweitzer**



**Total Ridership and Miles Driven:**

**Total Revenue Miles: 447,098**

**Ridership Characteristic:**

Elderly:	20,252
Disabled:	19,133
Youth:	37,501
General Public:	71,965
<b>Total:</b>	<b>148,851</b>

**Ride Type:**

Medical:	13,031
Employment:	26,894
Nutrition:	2,362
Social/Recreation:	68,722
Education:	30,990
Shopping:	6,852
Other:	0
<b>Total:</b>	<b>148,851</b>

**Funding and Expenditures:**

Section 5311 Funds:	\$ 562,658.89	Total Administration Costs:	\$ 420,601.73
Title III-B Funds:	\$ 17,621.00	Total Operating Costs:	\$ 644,987.57
State Funds:	\$ 54,903.00	<b>Total Expenditures:</b>	<b>\$ 1,065,589.30</b>
<b>Total State and Federal Funds:</b>	<b>\$ 635,182.89</b>		
Local Effort*:	\$ 485,309.00		
<b>Total Funding:</b>	<b>\$ 1,120,491.89</b>		

Total Cost per Ride:	\$ 7.52	State and Federal Cost per Ride:	\$ 4.27
Total Cost per Mile:	\$ 2.51	State and Federal Cost per Mile:	\$ 1.42

Local Effort: 43.31% of Total Funds.

**Phone Number:** (605) 692-5416    **Medicaid Provider:** Yes    **Website:** www.brookingsareatransit.com

**Jefferson Feeder:** No    **Number of vehicles:** 31

**Service Area:** Brookings, Aurora, Volga, Sinai, Bruce, Bushnell, White, Estelline, Elkton, Arlington and in the Brookings County area as requested and Hutchinson County

# Community Transit - Sisseton, South Dakota

**Director: Kathy Holman**

<u>Total Ridership and Miles Driven:</u>			
<b>Total Revenue Miles: 211,517</b>		<b>Ride Type:</b>	
<b>Ridership Characteristic:</b>		Medical:	7,783
Elderly:	36,041	Employment:	3,202
Disabled:	4,571	Nutrition:	15,484
Youth:	30,010	Social/Recreation:	3,069
General Public:	<u>4,429</u>	Education:	29,440
<b>Total:</b>	<b>75,051</b>	Shopping:	10,629
		Other:	<u>5,444</u>
		<b>Total:</b>	<b>75,051</b>

## Funding and Expenditures:

Section 5311 Funds:	\$ 295,288.58	Total Administration Costs:	\$ 181,233.49
Title III-B Funds:	\$ 33,041.00	Total Operating Costs:	<u>\$ 312,802.11</u>
State Funds:	<u>\$ 51,924.00</u>	<b>Total Expenditures:</b>	<b>\$ 494,035.60</b>
<b>Total State and Federal Funds:</b>	<b>\$ 380,253.58</b>		
Local Effort*:	<u>\$ 189,834.00</u>		
<b>Total Funding:</b>	<b>\$ 570,087.58</b>		

Total Cost per Ride: \$ 7.60      State and Federal Cost per Ride: \$ 5.07

Total Cost per Mile: \$ 2.70      State and Federal Cost per Mile: \$ 1.80

Local Effort: 33.30% of Total Funds.

**Phone Number:** (605) 698-7511      **Medicaid Provider:** Yes      **Website:** [www.sissetoncommunitytransit.com](http://www.sissetoncommunitytransit.com)

**Jefferson Feeder:** No      **Number of vehicles:** 24

**Service Area:** Community Transit serves towns of Milbank, Lennox, Sisseton, Webster, Eureka, Britton, and Bowdle. Service in Marshall, Day Roberts, Edmunds, Campbell and McPherson counties is provided upon request.

# Dell Rapids Transit - Dell Rapids, South Dakota

**Director: Scott Finck**

**Total Ridership and Miles Driven:**

<b>Total Revenue Miles: 6,758</b>		<b>Ride Type:</b>	
<b>Ridership Characteristic:</b>		Medical:	430
Elderly:	1,599	Employment:	10
Disabled:	28	Nutrition:	378
Youth:	2,593	Social/Recreation:	246
General Public:	106	Education:	2,641
<b>Total:</b>	<b>4,326</b>	Shopping:	621
		Other:	0
		<b>Total:</b>	<b>4,326</b>

## **Funding and Expenditures:**

Section 5311 Funds:	\$ 22,789.94	Total Administration Costs:	\$15,864.46
Title III-B Funds:	\$ 1,131.00	Total Operating Costs:	<u>\$26,595.83</u>
State Funds:	<u>\$ 9,445.00</u>	<b>Total Expenditures:</b>	<b>\$42,460.29</b>
<b>Total State and Federal Funds:</b>	<b>\$ 33,365.94</b>		
Local Effort*:	<u>\$ 18,539.00</u>		
<b>Total Funding:</b>	<b>\$ 51,904.94</b>		

Total Cost per Ride: \$ 12.00      State and Federal Cost per Ride: \$ 7.71

Total Cost per Mile: \$ 7.68      State and Federal Cost per Mile: \$ 4.94

Local Effort: 35.71% of Total Funds.

**Phone Number:** (605) 256-6518    **Medicaid Provider:** Yes    **Website:** [www.cityofdellrapids.org](http://www.cityofdellrapids.org)


**Jefferson Feeder:** No                    **Number of vehicles:** 1

**Service Area:** City of Dell Rapids



# East Dakota Transit - Madison, South Dakota

**Director: Scott Finck**



**Total Ridership and Miles Driven:**

<p><b>Total Revenue Miles: 25,600</b></p> <p><b><u>Ridership Characteristic:</u></b></p> <p>Elderly: 5,355</p> <p>Disabled: 7,921</p> <p>Youth: 5,023</p> <p>General Public: 104</p> <p><b>Total: 18,403</b></p>	<p><b>Ride Type:</b></p> <p>Medical: 713</p> <p>Employment: 10,436</p> <p>Nutrition: 308</p> <p>Social/Recreation: 1,631</p> <p>Education: 4,986</p> <p>Shopping: 329</p> <p>Other: 0</p> <p><b>Total: 18,403</b></p>
--	---

**Funding and Expenditures:**

Section 5311 Funds:	\$ 77,237.91	Total Administration Costs:	\$ 51,772.64
Title III-B Funds:	\$ 4,809.00	Total Operating Costs:	<u>\$ 102,354.47</u>
State Funds:	<u>\$ 17,914.00</u>	<b>Total Expenditures:</b>	<b>\$ 154,127.11</b>
<b>Total State and Federal Funds:</b>	<b>\$ 99,960.91</b>		
Local Effort*:	<u>\$ 73,041.00</u>		
<b>Total Funding:</b>	<b>\$ 173,001.91</b>		

Total Cost per Ride: \$ 9.40      State and Federal Cost per Ride: \$ 5.43

Total Cost per Mile: \$ 6.76      State and Federal Cost per Mile: \$ 3.90

Local Funds: 42.21% of Total Funds.

**Phone Number:** (605) 256-6518      **Medicaid Provider:** Yes      **Website:** www.eastdakotatransit.com

**Jefferson Feeder:** No      **Number of vehicles:** 3

**Service Area:** City of Madison and Lake County SD

# Groton Community Transit - Groton, South Dakota

**Director: Arlis Doeden**

<u>Total Ridership and Miles Driven:</u>		<u>Ride Type:</u>	
<b>Total Revenue Miles:</b>	<b>13,264</b>	Medical:	
<b>Ridership Characteristic:</b>		Employment:	239
Elderly:	975	Nutrition:	0
Disabled:	371	Social/Recreation:	2,552
Youth:	8,422	Education:	6,578
General Public:	137	Shopping:	123
		Other:	56
<b>Total:</b>	<b>9,905</b>	<b>Total:</b>	<b>9,905</b>

## Funding and Expenditures:

Section 5311 Funds:	\$ 43,327.43	Total Administration Costs:	\$42,688.08
Title III-B Funds:	\$ 523.00	Total Operating Costs:	<u>\$30,463.91</u>
State Funds:	<u>\$ 12,023.00</u>	<b>Total Expenditures:</b>	<b>\$73,151.99</b>
<b>Total State and Federal Funds:</b>	<b>\$ 55,873.43</b>		
Local Effort*:	<u>\$ 29,302.00</u>		
<b>Total Funding:</b>	<b>\$ 85,175.43</b>		

Total Cost per Ride: \$ 8.60      State and Federal Cost per Ride: \$ 5.64

Total Cost per Mile: \$ 6.42      State and Federal Cost per Mile: \$ 4.21

Local Effort: 34.40% of Total Funds.

**Phone Number:** (605) 397-8661      **Medicaid Provider:** No      **Website:** www.grotonsd.gov

**Jefferson Feeder:** No      **Number of vehicles:** 4

**Service Area:** City of Groton

# Hartford City Transit - Hartford, South Dakota

Director: Scott Finck

<u>Total Ridership and Miles Driven:</u>			
<b>Total Revenue Miles:</b>	<b>5,469</b>	<b>Ride Type:</b>	
		Medical:	371
		Employment:	29
<b>Ridership Characteristic:</b>		Nutrition:	38
Elderly:	619	Social/Recreation:	178
Disabled:	62	Education:	15
Youth:	27	Shopping:	148
General Public:	71	Other:	0
<b>Total:</b>	<b>779</b>	<b>Total:</b>	<b>779</b>

## Funding and Expenditures:

Section 5311 Funds:	\$ 22,396.09	Total Administration Costs:	\$17,789.98
Title III-B Funds:	\$ 0.00	Total Operating Costs:	<u>\$23,529.09</u>
State Funds:	<u>\$ 3,660.00</u>	<b>Total Expenditures:</b>	<b>\$41,319.07</b>
<b>Total State and Federal Funds:</b>	<b>\$ 26,056.09</b>		
Local Effort*:	<u>\$ 18,923.00</u>		
<b>Total Funding:</b>	<b>\$ 44,979.09</b>		

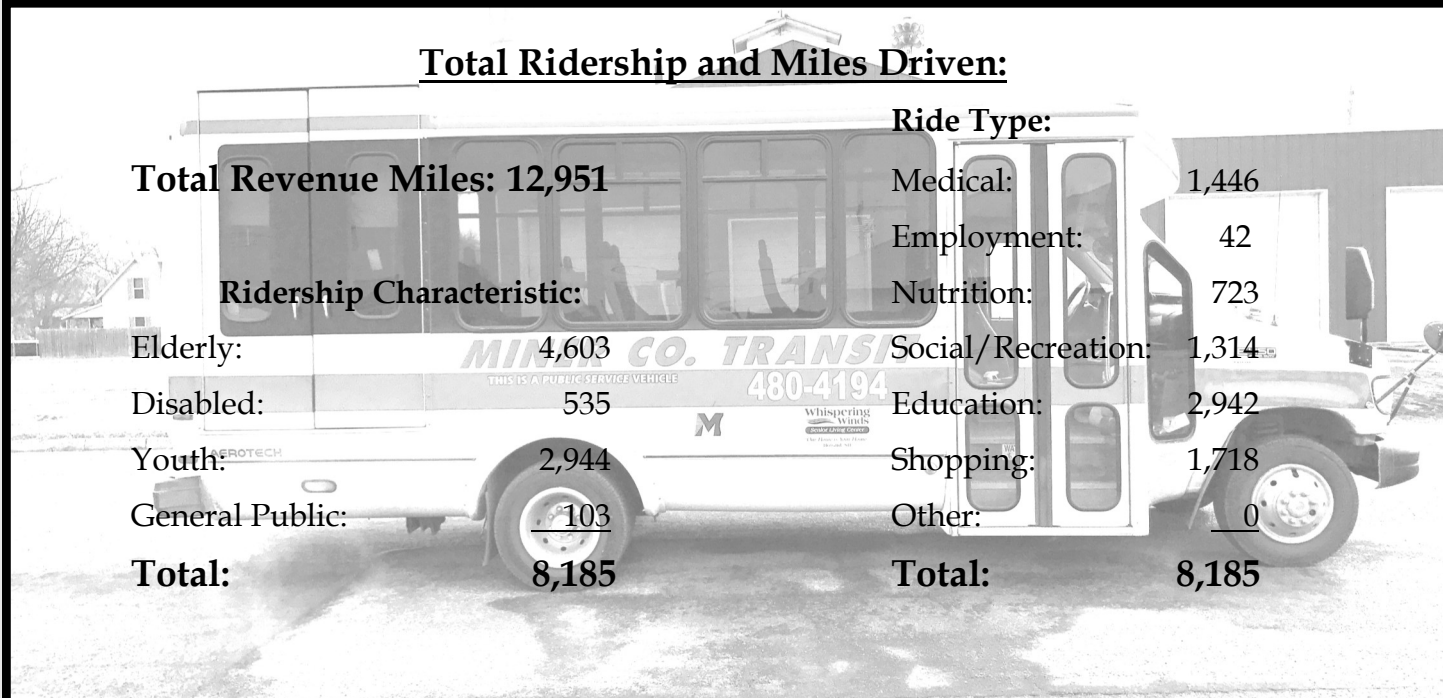
Total Cost per Ride:	\$ 57.74	State and Federal Cost per Ride:	\$ 33.45
Total Cost per Mile:	\$ 8.22	State and Federal Cost per Mile:	\$ 4.76

Local Effort: 42.07% of Total Funds.

Phone Number: (605) 256-6518    Medicaid Provider: No    Website: [www.hartfordsd.us](http://www.hartfordsd.us)  
 Jefferson Feeder: No    Number of vehicles: 1  
 Service Area: Hartford Area

# Inter-Lakes Community Action Transit -Madison, South Dakota

**Director: Scott Finck**



**Total Ridership and Miles Driven:**

<p><b>Total Revenue Miles: 12,951</b></p> <p><b>Ridership Characteristic:</b></p> <p>Elderly: 4,603</p> <p>Disabled: 535</p> <p>Youth: 2,944</p> <p>General Public: 103</p> <p><b>Total: 8,185</b></p>	<p><b>Ride Type:</b></p> <p>Medical: 1,446</p> <p>Employment: 42</p> <p>Nutrition: 723</p> <p>Social/Recreation: 1,314</p> <p>Education: 2,942</p> <p>Shopping: 1,718</p> <p>Other: 0</p> <p><b>Total: 8,185</b></p>
--	--

## **Funding and Expenditures:**

Section 5311 Funds:	\$ 55,165.10	Total Administration Costs:	\$ 30,594.79
Title III-B Funds:	\$ 4,631.00	Total Operating Costs:	<u>\$ 60,587.68</u>
State Funds:	<u>\$ 17,356.00</u>	<b>Total Expenditures:</b>	<b>\$ 91,182.47</b>
<b>Total State and Federal Funds:</b>	<b>\$ 77,152.10</b>		
Local Effort*:	<u>\$ 38,323.00</u>		
<b>Total Funding:</b>	<b>\$115,475.10</b>		

Total Cost per Ride: \$ 14.11	State and Federal Cost per Ride: \$ 9.43
Total Cost per Mile: \$ 8.92	State and Federal Cost per Mile: \$ 5.96

Local Effort: 33.18% of Total Funds.

**Phone Number:** (605) 256-6518    **Medicaid Provider:** Yes    **Website:** [www.interlakescap.com](http://www.interlakescap.com)  
**Jefferson Feeder:** No    **Number of vehicles:** 4  
**Service Area:** Miner and Moody counties

# Palace Transit - Mitchell, South Dakota

**Director: Jessica Pickett**

**Total Ridership and Miles Driven:**

<b>Total Revenue Miles: 160,009</b>		<b>Ride Type:</b>	
		Medical:	9,946
		Employment:	25,420
<b><u>Ridership Characteristic:</u></b>		Nutrition:	6,445
Elderly:	16,481	Social/Recreation:	16,138
Disabled:	30,519	Education:	27,142
Youth:	32,920	Shopping:	1,687
General Public:	<u>6,858</u>	Other:	<u>0</u>
<b>Total:</b>	<b>86,778</b>	<b>Total:</b>	<b>86,778</b>

## **Funding and Expenditures:**

Section 5311 Funds:	\$ 368,480.28	Total Administration Costs:	\$ 186,055.50
Title III-B Funds:	\$ 19,697.00	Total Operating Costs:	<u>\$ 532,376.58</u>
State Funds:	<u>\$ 74,017.00</u>	<b>Total Expenditures:</b>	<b>\$ 718,432.08</b>
<b>Total State and Federal Funds:</b>	<b>\$ 462,194.28</b>		
Local Effort*:	<u>\$ 330,255.00</u>		
<b>Total Funding:</b>	<b>\$ 792,449.28</b>		

Total Cost per Ride:	\$ 9.13	State and Federal Cost per Ride:	\$ 5.33
Total Cost per Mile:	\$ 4.95	State and Federal Cost per Mile:	\$ 2.89

Local Effort: 41.67% of Total Funds.

**Phone Number:** (605) 995-8440    **Medicaid Provider:** Yes    **Website:** [www.cityofmitchell.org](http://www.cityofmitchell.org)

**Jefferson Feeder:** No    **Number of vehicles:** 19

**Service Area:** Serves the city of Mitchell and other communities in Davison County upon request.

# People's Transit - Huron, South Dakota

**Director: Rose Lee**

**Total Ridership and Miles Driven:**

<b>Total Revenue Miles: 268,673</b>		<b>Ride Type:</b>	
		Medical:	24,348
		Employment:	14,072
<b>Ridership Characteristic:</b>		Nutrition:	1,826
Elderly:	21,608	Social/Recreation:	17,070
Disabled:	20,593	Education:	32,663
Youth:	39,404	Shopping:	6,247
General Public:	19,717	Other:	5,096
<b>Total:</b>	<b>101,322</b>	<b>Total:</b>	<b>101,322</b>

## Funding and Expenditures:

Section 5311 Funds:	\$ 379,796.92	Total Administration Costs:	\$ 168,285.91
Title III-B Funds:	\$ 19,096.00	Total Operating Costs:	<u>\$ 607,335.26</u>
State Funds:	<u>\$ 48,264.00</u>	<b>Total Expenditures:</b>	<b>\$ 775,621.17</b>
<b>Total State and Federal Funds:</b>	<b>\$ 447,156.92</b>		
Local Effort*:	<u>\$ 376,728.00</u>		
<b>Total Funding:</b>	<b>\$ 823,884.92</b>		

Total Cost per Ride: \$ 8.13      State and Federal Cost per Ride: \$ 4.41

Total Cost per Mile: \$ 3.07      State and Federal Cost per Mile: \$ 1.66

Local Effort: 45.72% of Total Funds.

**Phone Number:** (605) 353-0100    **Medicaid Provider:** Yes    **Website:** [www.peoplestransithuron.com](http://www.peoplestransithuron.com)  
**Jefferson Feeder:** Yes            **Number of vehicles:** 26  
**Service Area:** Beadle County

# Prairie Hills Transit - Spearfish, South Dakota

Director: Barb Cline

<u>Total Ridership and Miles Driven:</u>		<u>Ride Type:</u>	
<b>Total Revenue Miles: 493,532</b>		Medical:	19,023
		Employment:	26,341
<b><u>Ridership Characteristic:</u></b>		Nutrition:	2,808
Elderly:	25,214	Social/Recreation:	9,912
Disabled:	14,333	Education:	20,376
Youth:	22,561	Shopping:	12,715
General Public:	<u>29,068</u>	Other:	<u>1</u>
<b>Total:</b>	<b>91,176</b>	<b>Total:</b>	<b>91,176</b>

## Funding and Expenditures:

Section 5311 Funds/JARC:	\$ 655,978.89	Total Administration Costs:	\$ 470,255.49
Title III-B Funds	\$ 74,201.00	Total Operating Costs:	\$ <u>734,979.76</u>
State Funds:	\$ <u>84,227.00</u>	<b>Total Expenditures:</b>	<b>\$ 1,205,235.25</b>
<b>Total State and Federal Funds:</b>	<b>\$ 814,406.89</b>		
Local Effort*:	\$ <u>475,055.00</u>		
<b>Total Funding:</b>	<b>\$ 1,289,461.89</b>		

Total Cost per Ride: \$ 14.14      State and Federal Cost per Ride: \$ 8.93

Total Cost per Mile: \$ 2.61      State and Federal Cost per Mile: \$ 1.65

Local Effort: 36.84% of Total Funds.

**Phone Number:** (605) 642-6668    **Medicaid Provider:** Yes    **Website:** www.prairiehillstransit.com

**Jefferson Feeder:** Yes      **Number of vehicles:** 41

**Service Area:** Lawrence, Meade, Custer, Fall River, Butte and Pennington counties

# River Cities Public Transit - Pierre, South Dakota

**Director: Ron Baumgart**

**Total Ridership and Miles Driven:**

<b>Total Revenue Miles: 1,072,234</b>		<b>Ride Type:</b>	
<b><u>Ridership Characteristic:</u></b>		Medical:	30,855
Elderly:	35,420	Employment:	53,168
Disabled:	64,459	Nutrition:	5,122
Youth:	119,540	Social/Recreation:	141,701
General Public:	148,553	Education:	115,535
		Shopping:	14,068
<b>Total:</b>	<b>367,972</b>	Other:	7,523
		<b>Total:</b>	<b>367,972</b>

## **Funding and Expenditures:**

Section 5311 Funds:	\$ 1,689,203.71	Total Administration Costs:	\$ 913,334.24
Title III-B Funds:	\$ 51,869.00	Total Operating Costs:	<u>\$ 2,387,601.40</u>
State Funds:	<u>\$ 100,885.00</u>	<b>Total Expenditures:</b>	<b>\$ 3,300,935.64</b>
<b>Total State and Federal Funds:</b>	<b>\$ 1,841,957.71</b>		
Local Effort*:	<u>\$ 1,559,863.00</u>		
<b>Total Funding:</b>	<b>\$ 3,401,820.71</b>		

Total Cost per Ride: \$ 9.24      State and Federal Cost per Ride: \$ 5.00

Total Cost per Mile: \$ 3.17      State and Federal Cost per Mile: \$ 1.72

Local Effort: 45.85% of Total Funds.

**Phone Number:** (605) 945-3166    **Medicaid Provider:** Yes    **Website:** www.rcptransit.com

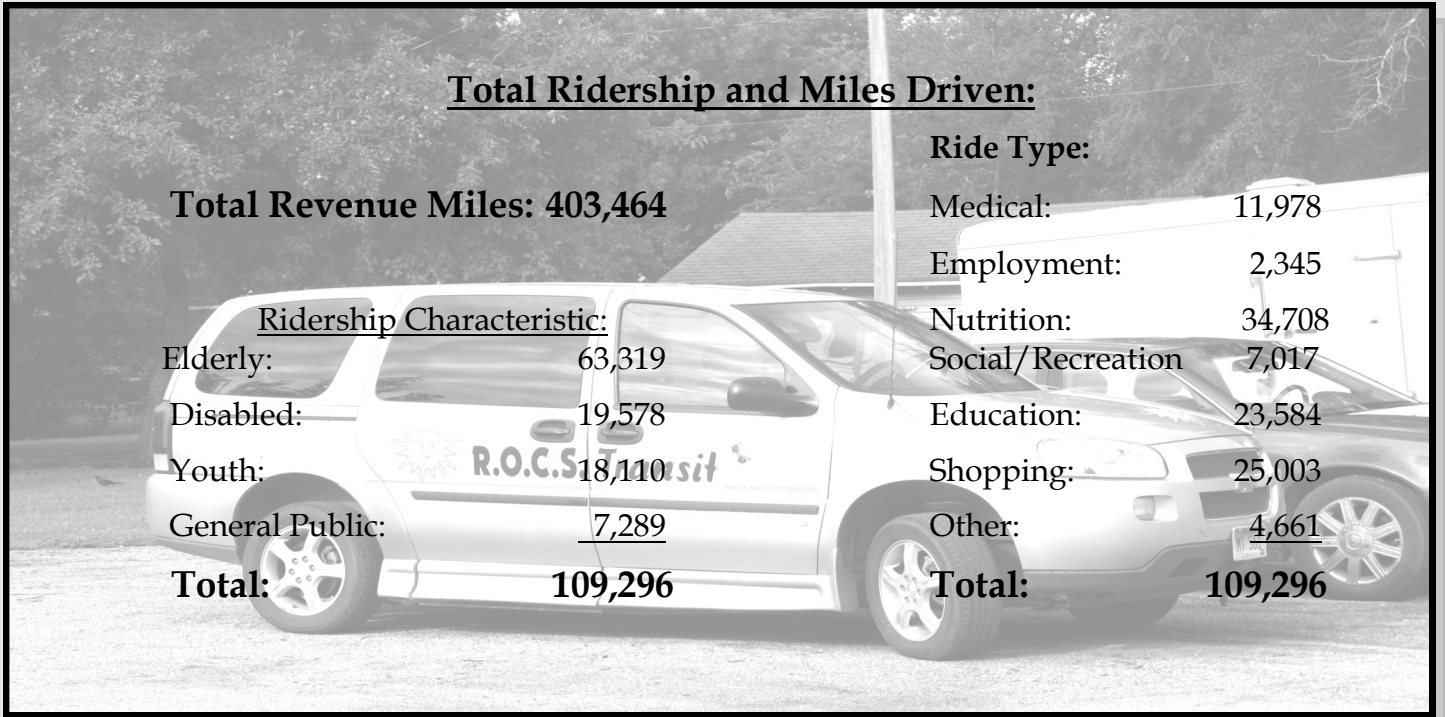
**Jefferson Feeder:** Yes                      **Number of vehicles:** 117

**Service Area:** Hughes, Stanley, Hand, Hyde, Dewey, Ziebach, Haakon, East Pennington, Jones, Lyman, and northern Jackson counties



# Rural Office of Community Services - Lake Andes, South Dakota

**Director: Jackie Scott**



## Total Ridership and Miles Driven:

**Total Revenue Miles: 403,464**

<u>Ridership Characteristic:</u>	
Elderly:	63,319
Disabled:	19,578
Youth:	18,110
General Public:	7,289
<b>Total:</b>	<b>109,296</b>

## Ride Type:

Medical:	11,978
Employment:	2,345
Nutrition:	34,708
Social/Recreation:	7,017
Education:	23,584
Shopping:	25,003
Other:	4,661
<b>Total:</b>	<b>109,296</b>

## Funding and Expenditures:

Section 5311 Funds:	\$ 432,017.88	Total Administration Costs:	\$ 187,914.45
Title III-B Funds:	\$ 36,339.00	Total Operating Costs:	\$ <u>779,237.29</u>
State Funds:	\$ <u>83,147.00</u>	<b>Total Expenditures:</b>	<b>\$ 967,151.74</b>
<b>Total State and Federal Funds:</b>	<b>\$ 551,503.88</b>		
Local Effort*:	\$ <u>498,795.00</u>		
<b>Total Funding:</b>	<b>\$ 1,050,298.88</b>		

Total Cost per Ride: \$ 9.61      State and Federal Cost per Ride: \$ 5.05

Total Cost per Mile: \$ 2.60      State and Federal Cost per Mile: \$ 1.37

Local Effort: 47.49% of Total Funds.

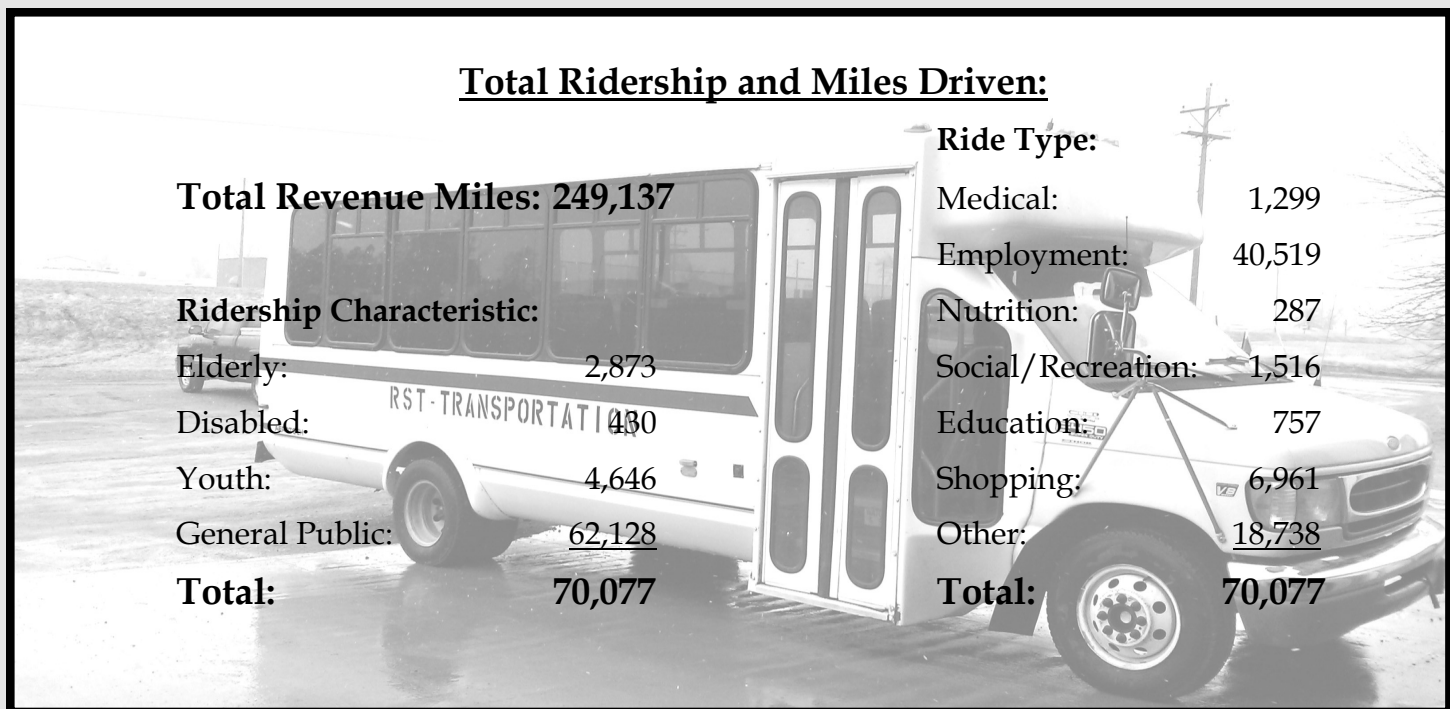
**Phone Number:** (605) 487-7635      **Medicaid Provider:** Yes      **Website:** [www.rocsinc.org](http://www.rocsinc.org)

**Jefferson Feeder:** No      **Number of vehicles:** 35

**Service Area:** Towns of Beresford, Canton and Winner. Counties of Aurora, Bon Homme, Brule, Charles Mix, Douglas, Gregory, Jerauld, McCook, Tripp, and Turner

# Rosebud Sioux Tribe Transportation-Rosebud, South Dakota

**Director: LeRoy Sleeping Bear**



**Total Ridership and Miles Driven:**

<b>Total Revenue Miles: 249,137</b>		<b>Ride Type:</b>	
<b>Ridership Characteristic:</b>		Medical:	1,299
Elderly:	2,873	Employment:	40,519
Disabled:	430	Nutrition:	287
Youth:	4,646	Social/Recreation:	1,516
General Public:	<u>62,128</u>	Education:	757
<b>Total:</b>	<b>70,077</b>	Shopping:	6,961
		Other:	<u>18,738</u>
		<b>Total:</b>	<b>70,077</b>

## **Funding and Expenditures:**

Section 5311 Funds:	\$ 274,026.94	Total Administration Costs:	\$ 105,190.18
Title III-B Funds:	\$ 0.00	Total Operating Costs:	<u>\$ 126,985.56</u>
State Funds:	<u>\$ 35,162.00</u>	<b>Total Expenditures:</b>	<b>\$ 232,175.74</b>
<b>Total State and Federal Funds:</b>	<b>\$ 309,188.94</b>		
Local Effort*:	<u>\$ 263,008.00</u>		
<b>Total Funding:</b>	<b>\$ 572,196.94</b>		

Total Cost per Ride:	\$ 8.17	State and Federal Cost per Ride:	\$ 4.41
Total Cost per Mile:	\$ 2.30	State and Federal Cost per Mile:	\$ 1.24
Local Effort: 45.96% of Total Funds			

**Phone Number:** (605) 747-2718    **Medicaid Provider:** No    **Website:** None

**Jefferson Feeder:** No    **Number of vehicles:** 12

**Service Area:** Rosebud Indian Reservation and communities in Todd and Mellette Counties

# Sanborn County Transit - Woonsocket, South Dakota

**Director: Jessica Pickett**

<u>Total Ridership and Miles Driven:</u>			
<b>Total Revenue Miles:</b>	<b>9,571</b>	<b>Ride Type:</b>	
		Medical:	83
		Employment:	2
<b>Ridership Characteristic:</b>	<b>SANBORN COUNTY TRANSIT</b>	Nutrition:	8
Elderly:	1,361	Social/Recreation:	531
Disabled:	11	Education:	0
Youth:	5	Shopping:	780
General Public:	27	Other:	0
<b>Total:</b>	<b>1,404</b>	<b>Total:</b>	<b>1,404</b>

## Funding and Expenditures:

Section 5311 Funds:	\$ 21,200.85	Total Administration Costs:	\$ 10,948.05
Title III-B Funds	\$ 1,852.00	Total Operating Costs:	\$ <u>31,683.82</u>
State Funds:	\$ <u>9,006.00</u>	<b>Total Expenditures:</b>	<b>\$ 42,631.87</b>
<b>Total State and Federal Funds:</b>	<b>\$ 32,058.85</b>		
Local Effort*:	\$ <u>19,579.00</u>		
<b>Total Funding:</b>	<b>\$ 51,637.85</b>		

Total Cost per Ride: \$ 36.78      State and Federal Cost per Ride: \$ 22.83

Total Cost per Mile: \$ 5.40      State and Federal Cost per Mile: \$ 3.35

Local Effort: 37.91% of Total Funds

**Phone Number:** (605) 796-4319      **Medicaid Provider:** No

**Jefferson Feeder:** No      **Number of vehicles:** 2

**Service Area:** Sanborn County

# Siouxland Regional Transit System - Sioux City, Iowa

**Director: Curt Miller**

<u>Total Ridership and Miles Driven:</u>			
<b>Total Revenue Miles: 52,033</b>		<b>Ride Type:</b>	
		Medical:	1,388
		Employment:	2
<b>Ridership Characteristic:</b>		Nutrition:	1
Elderly:	671	Social/Recreation:	0
Disabled:	434	Education:	35
Youth:	37	Shopping:	36
General Public:	383	Other:	63
<b>Total:</b>	<b>1,525</b>	<b>Total:</b>	<b>1,525</b>

## Funding and Expenditures:

Section 5311 Funds:	\$ 33,383.39	Total Administration Costs:	\$ 22,783.71
Title III-B Funds:	\$ 0.00	Total Operating Costs:	\$ 43,185.06
State Funds:	\$ 11,849.00	<b>Total Expenditures:</b>	<b>\$ 65,968.77</b>
<b>Total State and Federal Funds:</b>	<b>\$ 45,232.39</b>		
Local Effort*:	\$ 32,585.00		
<b>Total Funding:</b>	<b>\$ 77,817.39</b>		

Total Cost per Ride: \$ 51.03      State and Federal Cost per Ride: \$ 29.66

Total Cost per Mile: \$ 1.50      State and Federal Cost per Mile: \$ 0.87

Local Effort: 41.87% of Total Funds.

**Phone Number:** (712) 279-6919      **Medicaid Provider:** No      **Website:** [www.simpco.org/srts](http://www.simpco.org/srts)

**Jefferson Feeder:** Yes      **Number of vehicles:** 2

**Service Area:** Southern Union County

# Spink County Public Transit - Redfield, South Dakota

**Director: Lisa Manning**

<u>Total Ridership and Miles Driven:</u>		
<b>Total Revenue Miles: 19,546</b>		<b>Ride Type:</b>
		Medical: 995
		Employment: 835
<b>Ridership Characteristic:</b>		Nutrition: 2,809
Elderly: 7,689		Social/Recreation: 1,588
Disabled: 382		Education: 10,229
Youth: 9,857		Shopping: 1,853
General Public: 1,291		Other: 856
<b>Total: 19,165</b>		<b>Total: 19,165</b>

## Funding and Expenditures:

Section 5311 Funds:	\$ 47,611.48	Total Administration Costs:	\$ 25,258.35
Title III-B Funds	\$ 2,614.00	Total Operating Costs:	\$ 63,967.11
State Funds:	\$ 14,358.00	<b>Total Expenditures:</b>	<b>\$ 89,225.46</b>
<b>Total State and Federal Funds:</b>	<b>\$ 64,583.48</b>		
Local Effort*:	\$ 42,588.00		
<b>Total Funding:</b>	<b>\$107,171.48</b>		

Total Cost per Ride: \$ 5.59      State and Federal Cost per Ride: \$ 3.37

Total Cost per Mile: \$ 5.48      State and Federal Cost per Mile: \$ 3.30

Local Effort: 39.73% of Total Funds.

**Phone Number:** (605) 472-1552      **Medicaid Provider:** No      **Website:** www.redfield-sd.com

**Jefferson Feeder:** No      **Number of vehicles:** 5

**Service Area:** Spink County

# Standing Rock Transportation - Fort Yates, North Dakota

**Director: Pamela Ternes**

**Total Ridership and Miles Driven:**

<b>Total Revenue Miles: 73,904</b>		<b>Ride Type:</b>	
		Medical:	344
<b>Ridership Characteristic:</b>		Employment:	2,929
Elderly:	646	Nutrition:	0
Disabled:	33	Social/Recreation:	0
Youth:	98	Education:	302
General Public:	<u>3,090</u>	Shopping:	0
<b>Total:</b>	<b>3,867</b>	Other:	<u>292</u>
		<b>Total:</b>	<b>3,867</b>

## **Funding and Expenditures:**

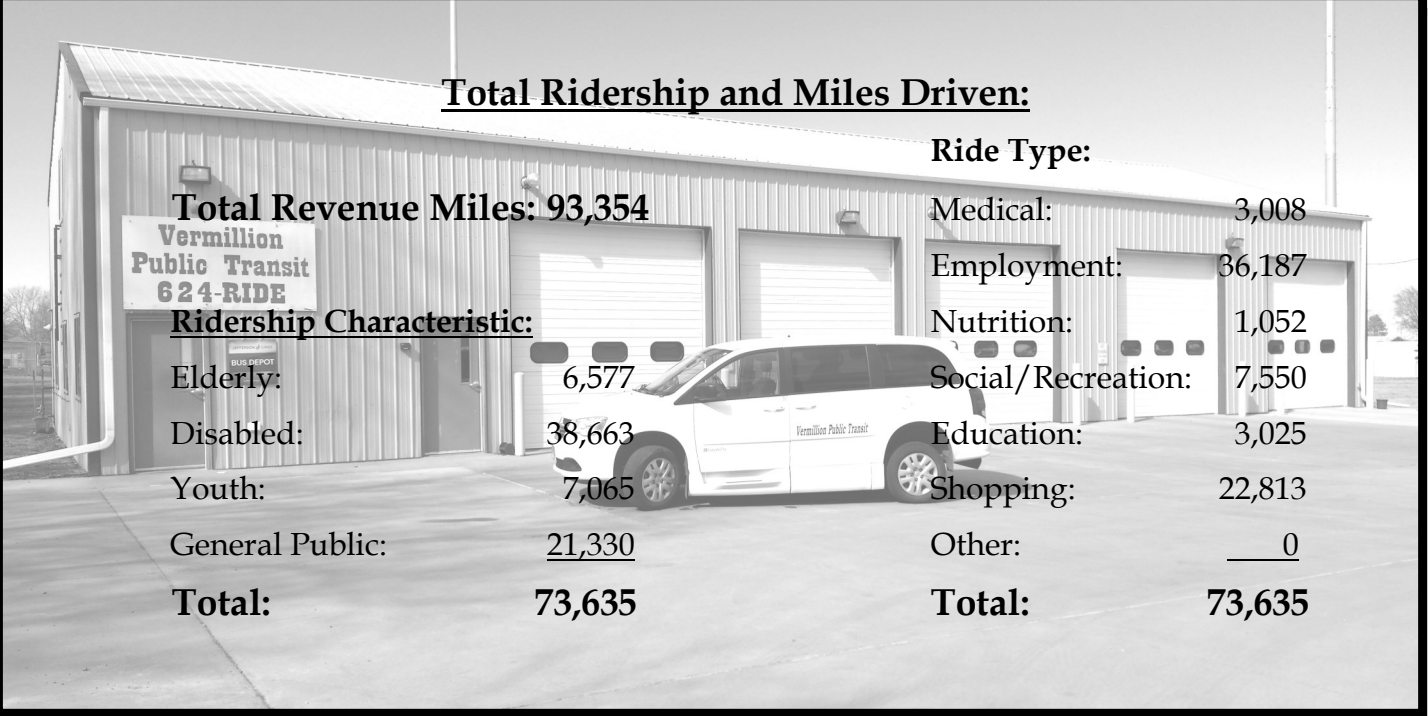
Section 5311 Funds:	\$ 104,241.81	Total Administration Costs:	\$ 73,760.21
Title III-B Funds	\$ 0.00	Total Operating Costs:	\$ <u>87,999.83</u>
State Funds:	\$ <u>28,402.00</u>	<b>Total Expenditures:</b>	<b>\$161,760.04</b>
<b>Total State and Federal Funds:</b>	<b>\$ 132,643.81</b>		
Local Effort*:	\$ <u>64,325.00</u>		
<b>Total Funding:</b>	<b>\$ 196,968.81</b>		

Total Cost per Ride:	\$ 50.94	State and Federal Cost per Ride:	\$ 34.30
Total Cost per Mile:	\$ 2.67	State and Federal Cost per Mile:	\$ 1.79
Local Effort: 32.66% of Total Funds			

**Phone Number:** (701) 854-8090      **Medicaid Provider:** Yes      **Website:** www.sittingbull.edu  
**Jefferson Feeder:** Yes      **Number of vehicles:** 1  
**Service Area:** Corson and Walworth County

# Vermillion Public Transit - Vermillion, South Dakota

**Director: Barb Ballensky**



**Total Ridership and Miles Driven:**

<b>Total Revenue Miles: 93,354</b>		<b>Ride Type:</b>	
<b><u>Ridership Characteristic:</u></b>		Medical:	3,008
Elderly:	6,577	Employment:	36,187
Disabled:	38,663	Nutrition:	1,052
Youth:	7,065	Social/Recreation:	7,550
General Public:	21,330	Education:	3,025
		Shopping:	22,813
		Other:	0
<b>Total:</b>	<b>73,635</b>	<b>Total:</b>	<b>73,635</b>

## **Funding and Expenditures:**

Section 5311 Funds:	\$ 182,094.42	Total Administration Costs:	\$ 86,363.31
Title III-B Funds	\$ 16,660.00	Total Operating Costs:	<u>\$ 272,215.56</u>
State Funds:	<u>\$ 47,241.00</u>	<b>Total Expenditures:</b>	<b>\$ 358,578.87</b>
<b>Total State and Federal Funds:</b>	<b>\$ 245,995.42</b>		
Local Effort*:	<u>\$ 159,824.00</u>		
<b>Total Funding:</b>	<b>\$ 405,819.42</b>		

Total Cost per Ride: \$ 5.51      State and Federal Cost per Ride: \$ 3.34

Total Cost per Mile: \$ 4.35      State and Federal Cost per Mile: \$ 2.64

Local Effort: 39.38% of Total Funds

**Phone Number:** (605) 624-7433    **Medicaid Provider:** Yes    **Website:** www.sesdac.org

**Jefferson Feeder:** Yes              **Number of vehicles:** 8

**Service Area:** Vermillion, Burbank and Meckling

# Watertown Area Transit - Watertown, South Dakota

**Director: Terry Hoffman**

<u>Total Ridership and Miles Driven:</u>		<u>Ride Type:</u>	
<b>Total Revenue Miles: 206,844</b>		Medical:	9,380
		Employment:	15,361
<u>Ridership Characteristic:</u>		Nutrition:	2,744
Elderly:	11,257	Social/Recreation:	7,772
Disabled:	9,347	Education:	18,772
Youth:	21,351	Shopping:	1,712
General Public:	15,511	<b>Other:</b>	<u>1,725</u>
<b>Total:</b>	<b>57,466</b>	<b>Total:</b>	<b>57,466</b>

## Funding and Expenditures:

Section 5311 Funds:	\$ 206,884.03	Total Administration Costs:	\$ 128,228.99
Title III-B Funds	\$ 11,017.00	Total Operating Costs:	<u>\$ 282,823.40</u>
State Funds:	<u>\$ 28,697.00</u>	Total Expenditures:	<b>\$ 411,052.39</b>
Total State and Federal Funds:	<b>\$ 246,598.03</b>		
Local Effort*:	<u>\$ 193,151.00</u>		
Total Funding:	<b>\$ 439,749.03</b>		

Total Cost per Ride: \$ 7.65      State and Federal Cost per Ride: \$ 4.29

Total Cost per Mile: \$ 2.13      State and Federal Cost per Mile: \$ 1.19

Local Effort: 43.92% of Total Funds.

**Phone Number:** (605) 882-5287    **Medicaid Provider:** Yes    **Website:** www.watertowntransit.com

**Jefferson Feeder:** No                      **Number of vehicles:** 11

**Service Area:** City of Watertown plus Codington, Hamlin, Deuel and Clark Counties with Medicaid Service to and from any location in South Dakota.



# Yankton Transit - Yankton, South Dakota

**Director: Ron Baumgart**

**Total Ridership and Miles Driven:**

<p><b>Total Revenue Miles: 205,957</b></p> <p><b><u>Ridership Characteristic:</u></b></p> <table border="0"> <tr> <td>Elderly:</td> <td style="text-align: right;">19,154</td> </tr> <tr> <td>Disabled:</td> <td style="text-align: right;">50,483</td> </tr> <tr> <td>Youth:</td> <td style="text-align: right;">31,915</td> </tr> <tr> <td>General Public:</td> <td style="text-align: right;">14,766</td> </tr> <tr> <td><b>Total:</b></td> <td style="text-align: right;"><b>116,318</b></td> </tr> </table>	Elderly:	19,154	Disabled:	50,483	Youth:	31,915	General Public:	14,766	<b>Total:</b>	<b>116,318</b>	<p><b>Ride Type:</b></p> <table border="0"> <tr> <td>Medical:</td> <td style="text-align: right;">21,911</td> </tr> <tr> <td>Employment:</td> <td style="text-align: right;">28,480</td> </tr> <tr> <td>Nutrition:</td> <td style="text-align: right;">889</td> </tr> <tr> <td>Social/Recreation:</td> <td style="text-align: right;">32,496</td> </tr> <tr> <td>Education:</td> <td style="text-align: right;">27,913</td> </tr> <tr> <td>Shopping:</td> <td style="text-align: right;">4,629</td> </tr> <tr> <td>Other:</td> <td style="text-align: right;">0</td> </tr> <tr> <td><b>Total:</b></td> <td style="text-align: right;"><b>116,318</b></td> </tr> </table>	Medical:	21,911	Employment:	28,480	Nutrition:	889	Social/Recreation:	32,496	Education:	27,913	Shopping:	4,629	Other:	0	<b>Total:</b>	<b>116,318</b>
Elderly:	19,154																										
Disabled:	50,483																										
Youth:	31,915																										
General Public:	14,766																										
<b>Total:</b>	<b>116,318</b>																										
Medical:	21,911																										
Employment:	28,480																										
Nutrition:	889																										
Social/Recreation:	32,496																										
Education:	27,913																										
Shopping:	4,629																										
Other:	0																										
<b>Total:</b>	<b>116,318</b>																										

**Funding and Expenditures:**

Section 5311 Funds:	\$ 306,033.50	Total Administration Costs:	\$ 211,288.73
Title III-B Funds	\$ 14,498.00	Total Operating Costs:	\$ 399,654.31
State Funds:	\$ 49,244.00	<b>Total Expenditures:</b>	<b>\$ 610,943.04</b>
<b>Total State and Federal Funds:</b>	<b>\$ 369,775.50</b>		
Local Effort*:	\$ 290,412.00		
<b>Total Funding:</b>	<b>\$ 660,187.50</b>		

Total Cost per Ride: \$ 5.68      State and Federal Cost per Ride: \$ 3.18

Total Cost per Mile: \$ 3.21      State and Federal Cost per Mile: \$ 1.80

Local Effort: 43.98% of Total Funds.

**Phone Number:** (605) 665-4610    **Medicaid Provider:** Yes    **Website:** www.yanktontransit.com

**Jefferson Feeder:** No                      **Number of vehicles:** 26

**Service Area:** City of Yankton and Yankton County

## Other Transit Program Information

### **Rural Technical Assistance Program (RTAP)**

RTAP provides a source of funding to assist in the design and implementation of training and technical assistance projects and other support services tailored to meet the needs of transit operators in rural areas. In FY 2016, South Dakota received \$111,006 in RTAP funds.

### **Transit Planning Program**

\$430,403 in Urban Section 5303 funds were awarded to conduct transit planning studies in FY 2016. These funds have been consolidated with other Metropolitan Transit Funds and are administered through a separate program of SDDOT. \$112,388 in 5404 funds was awarded to South Dakota for rural public transit in FY 2016.

### **State Funds for Public Transportation in Urban Areas**

\$100,000 in State Funds were granted to the transit organizations in Rapid City and Sioux Falls. These organizations are direct recipients of funding from the Federal Transit Administration. These State dollars help meet the local matching fund requirements of the Federal grants.

### **Drug and Alcohol Testing**

During FY16, each transit agency receiving section 5311, 5309 and 5339 funds must be tested for drug and alcohol abuse/misuse. Employees in safety-sensitive positions must be tested randomly. Tests are also conducted based off of new employment, reasonable suspicion, and in the event of an accident, if qualifications are deemed necessary for a DOT test, post accident. Any positive test is subject to disciplinary action stated in each agencies drug and alcohol policy.

### **Rural Public Transit Service Areas in South Dakota**

A link to an interactive map of all the mentioned service areas is located on the South Dakota Department of Transportation's website or by typing in the link below.

<http://arcgis.sd.gov/server/dot/transit/index.html>

# Dakota Transit Association Conference

## Spearfish, South Dakota

### September 12-14, 2016.



The Dakota Transit Association was formed in 1985 to address the need for greater communication between transportation providers and to serve as a unified voice for public transportation agencies within the state of North and South Dakota at the national level. Each year, transit agencies and State DOT's from both North and South Dakota meet for an annual conference. The conference awards ceremony is an opportunity to recognize those who have contributed their skills and talents to help make public transportation in the Dakotas as successful as it is today.



**SD Innovative Agency-  
Watertown Area Transit  
Watertown, SD**



**SD Friend of Transit-Prairie  
Lakes Healthcare Systems**



**SD Driver of the Year  
Diana Daly -  
Aberdeen Ride Line**



**SD Above and Beyond Award-Dave Chipman  
Prairie Hills Transit, Spearfish, SD**





**SD Outstanding Support Staff-Wendy  
Cline, Watertown Area Transit  
Watertown, SD**

# Dakota Transit Association Driver Training and Rodeo

## Spearfish, South Dakota

### September 10-11, 2016

The Dakota Transit Association (DTA) hosts the annual Driver Rodeo as the kickoff to the DTA conference. The DTA Rodeo is an opportunity for drivers to gain recognition for their driving skills. While there are awards for the top finishers, winning is not the primary reason for this competition. The Rodeo is an opportunity to test their skills and meet others in the profession.



## Top Wheelchair Securement Finishers South Dakota:

(Left to Right) Gary Fredrick River Cities Transit-Pierre, SD, Eric Peterson River Cities Transit-Pierre, SD, David Chipman Prairie Hills Transit-Spearfish, SD



## DTA Rodeo Top 5 Finishers for South Dakota

(Right to Left) 1st place-Eric Peterson, RCPT Pierre, 2nd place-Marvin Roubideaux, RST, Rosebud, 3rd place-Joseph Short, BATA, Brookings, 4th place-Adam Sharkey, RCPT, Pierre, 5th place-Dave Chipman, PHT Spearfish, SD.

(Far Left) 1st Place ND-Terrance Condon SRST, Fort Yates, ND, (Far Right) 5th place- Terrance Comeau SRST, Fort Yates, ND (Standing Rock Public Transit operates in North and South Dakota)

---

**South Dakota Department of Transportation  
Division of the Secretariat  
Office of Air, Rail and Transit  
700 East Broadway Avenue  
Pierre, South Dakota 57501-2586  
605-773-3574**

200 Copies of this book were printed.